PAKISTAN CABLES
TRUSTED NOT TO COMPROMISE

A member of ASC AMIR S. CHINOY GROUP

Pioneering Locally, Leading Globally

ANNUAL REPORT 2025-2026

About the Cover

The cover reflects journey from Pioneering Locally to Leading Globally. This year's theme, Pioneering Locally, Leading Globally, celebrates our local strength, global ambition and continued contribution to positioning Pakistan on the international industrial landscape. As Pakistan's largest exporters of wires and cables, with a presence in over 40 countries, the Company continues to carry Pakistani manufacturing excellence across borders.

The illuminated pathways connecting multiple destinations represent our expanding international footprint, enduring partnerships and commitment to delivering world-class quality — as we remain **TRUSTED NOT TO COMPROMISE.**

Since 1953, we are trusted not to compromise

Pakistan Cables Ltd., the country's premier and most trusted wires and cables manufacturer, was established in 1953 under the visionary stewardship of the Company's founder, Mr. Amir Sultan Chinoy. His entrepreneurial endeavours resulted in a joint venture with British Insulated Callender's Cable (BICC), UK to set up Pakistan Cables in Karachi. The Company is Pakistan's first and oldest wires and cables manufacturer listed on the Pakistan Stock Exchange (PSX) since 1955.

During 2010-2017, Pakistan Cables remained an affiliate of General Cable, a Fortune 500 company with a global presence of 57 plants in 26 countries. Currently, Pakistan Cables has an exclusive technical collaboration with CTC Global Inc., US. The Company is ISO 9001:2015, ISO 14001:2015 and ISO 45001 with certifications from KEMA Netherlands, CNC Germany, Bureau Veritas, TÜV SÜD, TÜV Rheinland, TÜV Austria, UKAS, BSI, USACE, PSQCA and PCSIR. Pakistan Cables is the only internationally certified TUV type tested solar cable manufacturer in Pakistan. It is also Pakistan's first wires and cables manufacturer to successfully complete the type testing of its 35 kV Medium Voltage Cables by KEMA Labs, Netherlands.

For over 70 years, Pakistan Cables has continued to challenge the status quo, providing end-to-end solutions to its customers by offering a versatile product portfolio of Wires & Cables, Conductors, Copper Rod, Aluminium Rod, PVC compound and Wiring Accessories.

It is a member of the Amir S. Chinoy group (ASC). The ASC group has been at the forefront of Pakistan's industrial development for over 70 years. Key members of the group includetwo other listed companies, International Industries Limited (IIL) and International Steels Limited (ISL), and boasts a collective sales turnover of USD 559 million, with annual metal tonnage sales in the range of 612,000. Furthermore, the ASC group reported a combined total export of USD 94 million in 2025-26 and covering over 60 international markets. In 2024, Chinoy Engineering & Construction (Pvt.) Ltd. was established to explore business opportunities in construction projects kicking off with Reko Diq Copper Gold Mines, Baluchistan to design and construct a Permanent Accommodation Camp.

Exporting to over 40 international markets, Pakistan Cables has stockists across four continents. As winners of the prestigious FPCCI Export Trophy consecutively for eight years since 2016, Pakistan Cables is the largest wires and cables exporter from Pakistan.

In Pakistan, the Company has the largest dealers' network across over 200 cities and towns. It successfully operates Pakistan's first online e-store: www.pakistancables-estore.com - offering the largest delivery network by covering 500+ cities and towns nationwide. Recently it expanded its operations to a new 42-acre, purpose-built, state of the art manufacturing facility in Nooriabad, Sindh. The new manufacturing facility unveiled Pakistan's first 69 kV CCV line for the manufacturing of Medium Voltage (MV) cables. It is also home to Pakistan's first and largest Miyawaki based urban forest on an industrial estate. Spread over 3 acres, 50,000 trees have been successfully planted at the Pakistan Cables Urban Forest of 60 native species. Operating entirely from this modern, partly solar-powered facility, the Company is driving industry benchmarks through advanced technology, sustainability, and deep technical kinship.

As a signatory of the United Nations Global Compact, all CSR related activities are aligned with the UN's Global SDGs. The Company was also one of the first 26 local companies to sign the Business Ambition for 1.5°C commitment prior to COP26 in Glasgow, UK in 2021.

The Company's science-based emission reduction targets are validated and approved by SBTi. Its science-based emission reduction targets are part of the long-term vision of Pakistan Cables to develop its net zero targets and strategies that are aligned with SBTi's net zero criterion.

Contents

INTRODUCTION

Vision and Mission Statement 06
Code of Ethics 08
Code of Conduct 10
Amir S.Chinoy Group 14
Strategic Objectives 19
Management Objectives and CPIs 20
Company Information 22
Geographical Presence 24
Key Highlights 2024-25 25
Nature of Business 27
Product Portfolio 29
Quality Assurance 36
Journey Over the Years 38

SUSTAINABILITY

Environmental, Social and Governance (ESG) Policy 46
ESG - Living Our Vision 47

GOVERNANCE

Directors' Profile 54
Committees of the Board 59
Board Audit Committee Report 61
Management Team 64
Organizational Structure 65
Chairman's Review (English) 66
Chairman's Review (Urdu) 69
Directors' Report (English) 70
Directors' Report (Urdu) 113

CORPORATE GOVERNANCE

Review report on the Statement of Compliance 115
Statement of Compliance with the Code of Corporate Governance 116

FINANCIAL HIGHLIGHTS

Key Financial Data 120
Financial Snapshots 121
Analysis of Financial Statements 125
Dupont Analysis 130
Direct Method Statement of Cash Flows 131
Analysis of Financial Statements 125
Statement of Value Addition 132

FINANCIAL STATEMENTS

Independent Auditors' Report 134
Key Financial Highlights 2026 138
Statement of Financial Position 139
Statement of Profit or Loss 140
Statement of Comprehensive Income 141
Statement of Cash Flows 142
Statement of Changes in Equity 143
Notes to the Financial Statements 144

SHAREHOLDERS' INFORMATION

Investor Relations 201
Pattern of Shareholding 203
Categories of Shareholders 204
Highlights of the AGM 2025 205
Notice of AGM (English) 206
Notice of AGM (Urdu) 221
Ballot Paper (English) 222
Ballot Paper (Urdu) 223
Proxy Form (English) 224
Proxy Form (Urdu) 226
Glossary 228

Building Legacy, Shaping the Future

INTRODUCTION

Vision

Ignite Possibilities.
Transform Lives.
Instil Pride.

Mission

By fostering meaningful customer experiences, we lead with a focus on safety, quality, sustainability and operational excellence to maximize stakeholders' value and uphold responsibility towards society.

Values

Teamwork

Agility

Passion

Innovation

Transparency

Code of Ethics

HONESTY:

It is the policy of Pakistan Cables Limited (the "Company") to conduct its business with honesty and integrity and be ethical in its dealings while showing respect for the interest of those with whom it has a relationship.

COMPLIANCE:

The Company is committed to comply with all laws and regulations. The Board of Directors and the Management team are expected to familiarize themselves with prevailing laws and regulations governing their individual areas of responsibility and not to transgress them. If in doubt they are expected to seek advice. The Company believes in fair competition and supports appropriate competition laws.

POLITICAL ACTIVITIES:

The Company does not support any political party nor does it contribute funds to groups whose activities promote party interests. The Company will promote its legitimate business interests through trade associations.

QUALITY AND SAFETY:

The Company is committed to provide products which consistently offer value in terms of price and quality and are safe for their intended use, in addition to satisfying customer needs and expectations.

ENVIRONMENT:

The Company is committed to run its business in an environmentally sound and sustainable manner and promote preservation of the environment.

CORPORATE SOCIAL RESPONSIBILITY:

The Company recognizes its social responsibility and will contribute to community activities as a good corporate citizen.

TRANSPARENCY:

The Company is committed and fully adheres, to the reliability of financial reporting and Transparent transactions.

EMPLOYEES AS ASSETS:

The Company is committed to recruiting and promoting employees on merit and providing a safe and healthy working conditions for all its employees. The Company firmly believes in maintaining good communications with its employees.

Code of Conduct

Purpose and Scope

This Code of Conduct (the "Code") is intended to set out appropriate standards of conduct and behaviour of all persons working for Pakistan Cables Limited (the "Company"), including employees at all levels, Directors, volunteers and interns (collectively "Associates"). The Associates are expected to act with integrity and objectivity, striving at all times to enhance the reputation and performance of the Company. In case of any conflict between this Code of Conduct and any relevant laws and regulations, the stricter rule shall in all cases always be applied.

Understanding of the Legal Duties

In all business decisions and actions, the Company endeavours to observe the applicable laws and other relevant regulations. Associates have the obligation to comply with the law and with the principles of this Code. The Company makes dedicated efforts to improve competence and skills in their respective roles by providing appropriate knowledge of the legal requirements related to their duties in compliance with the applicable laws, relevant guidelines and policies of the company and to ensure compliance of applicable regulatory frameworks.

All books, records, accounts and statements should conform to generally accepted and applicable accounting principles and to all applicable laws and regulations and should be maintained accurately.

The Company is committed to promoting fair and ethical business practices. The Associates shall abide by applicable competition laws and shall not enter into understandings, arrangements or agreements with competitors which have the effect of fixing or controlling prices, dividing and allocating markets or territories or boycotting suppliers or customers.

The Company is against corruption and bribery. The Associates shall not tolerate behavior in which unfair means are used to conduct business. The Associates must not offer, receive or accept any benefits from stakeholders that might impair an objective and fair business decision or even create such an appearance.

Personal Conduct

The Company is dedicated to upholding high standards of conduct. Associates shall conduct themselves with utmost integrity and professionalism in the workplace or any other location while on Company business. Bribery, extortion and all other forms of corruption are strictly prohibited.

The Associates must avoid misconduct, intimidating and insulting behavior, verbal onslaught, accusations, misogynist behavior, sexual harassment, ignorance of regulatory framework, spate communication (letters, emails, etc.) without highlighting specific discrepancies, humiliation, pressurizing tactics, coerciveness, disruptive and distractive measures, bullying, disruption of conduct of business, unnecessary interference in management issues, unethically tarnishing image of any person.

Conduct in Business Dealings

The Company places a strong emphasis on ethical conduct in business. Associates must recognize that their primary responsibility is to the Company as a whole. Associates of the Company must act honestly, in good faith and in the best interests of the Company as a whole and treat everyone, inside and outside the Company, professionally with respect and equality. They must not take advantage of their position for personal gain, the gain of their affiliates or to cause detriment to the Company.

The Associates must not involve in such practices like manipulation, misuse of privileged information and concealment of facts.

Integrity and Honesty

The Company's policy is to conduct its business with honesty and integrity and be ethical in its dealings, showing respect for the interest of all stakeholders including its shareholders, employees, customers, suppliers, partners and society at large.

The Associates must:

- Act, at all times, with honesty, integrity and independence to protect Company's properties, reputation and image, and not partake in dishonest practices such as bribery or corruption, etc.;

- Exercise due diligence, objectivity, sound and independent judgement while performing the duties;

- Not involve themselves in practices with the intention to get any undue advantage either for themselves or their family members.

Conflict of Interest

A conflict of interest arises when a personal, professional or business interest of an Associate are potentially at odds with the best interests of the Company. The Associates should conduct their personal and business affairs in a manner such that neither a conflict nor the appearance of a conflict arises between those interests and the interests of the Company.

The Associates should avoid any situation in which he or she, or a family member, might profit personally (either directly or indirectly) from the Company's facilities, its products, or relationships with its vendors or customers.

The Associate must not get into any such business or practice that would tend to influence him/her in a way other than in the best interests of the Company.

The Associates must not get into any business transaction or agreement that would result in the conflict of interest in any manner, other than those in the best interests of the Company. The Associates must not receive gifts, hospitality, entertainment and other benefits from the outsiders having pecuniary and other interest that influence business decision-making or cause others to perceive that there has been undue influence.

In the event that such a conflict arises, or is perceived to arise, the matter shall at all times be resolved in favour of the Company.

Confidentiality

The Company recognizes the critical importance of confidentiality in maintaining trust and safeguarding sensitive information. The Associates have access on a daily basis, by reason of their functions, to information from the Company, its employees, customers, business partners and suppliers, and third parties. The Associates must protect confidential, proprietary and any such information received by virtue of their position in the Company and not disclose such information to anyone, unless the disclosure is required under any law or authorized by the Board of the Company.

The Associates must not use or intend to use the confidential and proprietary information for gaining unfair advantage and personal benefits, unless it becomes public.

The Company uses and treats all personal information about employees, customers, business partners and suppliers as well as other third parties in complete accordance with data protection laws/policy. This data must be protected with the utmost care.

Confidential information may only be released or used with specific permission from the Company and/or where such disclosure is:

- Required to be disclosed to another Associate in the normal conduct of the Company's operations;

- Authorized by the Board of Directors;

- Required by law or regulatory body

An Associate's obligations in respect of confidentiality shall continue after an Associate's association with the Company is concluded.

Environmental, Social and Corporate Governance (ESG) Practices

Environment, Social and Corporate Governance (ESG) underpins the Company's activities across all jurisdictions. The Company carries operations in an environmentally and socially responsible manner, while having strong governance practices in place in accordance with the global best practices.

The Company shall prevent the wasteful use of natural resources and minimize any hazardous impact of the development, production, use and disposal of any of its products and services on the ecological environment in

accordance with the applicable laws. Associates must adhere strictly to all applicable environmental laws and regulations that impact the Company's operations, promote preservation and sustainability of the environment.

The Company shall adopt most efficient energy management system, prevention of energy waste and utilization of natural resources in responsible manner.

The Company encourages adopting digitalization to enhance efficiency and to protect the environment.

The Company is committed to philanthropic activities, donations, contributions to charities and other matters of social welfare, in terms of sustainable practices. The Company is proud of engaging in volunteering activities supporting charities and activities that align with its values. The Associates are encouraged to participate and actively engage in these volunteering activities.

The Company shall publish and disclose regular reports on its ESG targets, environmental and social impact activities as governed by mandatory laws and regulations.

The Associates shall promote and ensure compliance with Environment, Social and Governance policy of the Company.

Diversity, Equity and Inclusion (DEI)

Diversity is essential for the Company's business to thrive. The Company respects individuals of all genders , physical abilities, sexual orientation , nationalities, ages, industry backgrounds, religions, cultural, and ethical beliefs, races, castes, as well as their opinions. The Company is committed to creating a equal opportunity provider, promoting a safe and productive work environment, in a climate of fairness, trust, respect.

The Company shall:

- Promote diverse and inclusive Board and management composition;
- Provide equal opportunities to all employees for employment in the Company irrespective of their culture, race, gender, caste, and religion;
- Promote a work environment free from discrimination, harassment and intimidations of any nature.

Role Towards Shareholders/Members and other Stakeholders

The Company recognizes its multiple stakeholders, including its shareholders, customer, suppliers, bankers/lenders, media, regulators, employees, the community etc. All Associates shall ensure appropriate stakeholder engagement in a manner that fosters good relations in accordance with prevailing law, Company policies and industry good practices.

The Associates must:

- Treat all shareholders/members and stakeholders of the Company in a fair and respectable way;
- Act in the best interests of the Company and fulfill their fiduciary responsibilities qua the Company;
- Understand and consider the interests of all stakeholders in the success of the Company.

Safeguarding Company's Assets

Safeguarding Company's assets is a fundamental priority. The Company understands that success relies on the protection of valuable resources, both tangible and intangible.

The Associates must use Company's assets, property, proprietary information and intellectual rights for business purposes of the Company and not for personal benefits or gains and to make utmost efforts for the protection and efficient use of the company's assets.

The Associates are responsible for the proper and cautious handling of the assets of the company. Each worker is required to safeguard the Company's assets from loss, harm, misuse, theft, misuse or destruction. Each worker has the obligation to immediately inform his superior of any use of assets contrary to the above.

Promoting Safe and Healthy Environment

The Company being a leader in manufacturing of Wire & Cables, PVC Compound, Copper Rod and Aluminium Rod, highly values the Health and Safety of its personnel, contractors and the environment in which it operates and is committed to continual improvement of its Health, Safety and Environment Management Systems. The Company is committed to providing a safe, fair, and healthy working environment, complying with all laws and regulations governing workplace safety, and to providing the Associates with the training needed to perform their jobs safely. The Associates must strictly observe safety regulations and procedures.

The Company sets, reviews and implements Health, Safety and Environmental objectives as an on-going aspect of continuous improvement.

The Company continually endeavours to set objectives, identify hazards and reduce risks so as to prevent injury and occupational illness and provide a safe and healthy workplace for Associates and contractors. All manufacturing and associated processes must be in a manner that ensures health and safety of personnel.

The Associates must promote preservation of the environment by preventing pollution as a result of controls and monitoring of emissions, effluents and solid waste.

Anti-Harassment

The Company prohibits discrimination, harassment and bullying, violence discriminatory differentiation based on gender, physical ability, sexual orientation, nationality, gender identity, race, religion, age, industry background, cultural and ethical beliefs or caste. The Company absolutely prohibits any type of discrimination, violence, threat of violence, intimidation or conduct tending to it in any of the lines of work. Any non-compliance or violation of the Workplace Act 2010 by an Associate will result in action in accordance with the Company's Anti-Harassment Policy.

External Activities and Public Comments

The Associates must not undertake any external activities during the working hours or, at the expense of Company's duties and commitments.

Insider Trading

Maintaining the highest standards of ethical conduct in the financial markets is a cornerstone of the Company's commitment to integrity.

The Associates shall be careful while dealing with personal or business associates and not disclose, divulge or provide any information regarding the Company to anyone except where the same is used as a part of his/ her official obligations and as required for official purpose and shall abide by the Closed Period announced by the Company from time to time and also sign a Non-Disclosure Agreement if the need arises.

The Associates must not indulge in insider trading on the basis of unpublished price sensitive information, subject to exceptions given in section 128 of the Securities Act, 2015, and ensure compliance with all relevant laws and company's policies on prohibition of insider trading.

Political Activities

The Company does not support any political party nor does it contribute funds to groups whose activities promote party interests. The Company will promote its legitimate business interests through trade association. The associate should disclose his / her political affiliation (in case of being a nominated member of a political party) with their Line Manager or Head of Human Resources.

Non-Compliance – Reporting of Misconduct

The Company views breaches of this Code as serious misconduct. Associates who have become aware of any breaches, or potential misconduct of this Code must report the matter immediately to their Line Manager or Head of Human Resources, as may be appropriate.

Any non-compliance or violation of the law or this Code by an Associate will result in action in accordance with the Company's Disciplinary Action Policy.

Amir S. Chinoy Group

The Amir S. Chinoy group (ASC) has been at the forefront of Pakistan's industrial development since the founding of the country 79 years ago. Our founder, Mr. Amir S. Chinoy, a pioneer of industrialization in Pakistan, laid the foundation of the ASC Group by setting up manufacturing concerns in heavy chemicals (Pak Chemicals Limited, 1951), steel, and galvanized pipes (International Industries Limited, 1948) and electrical wires and cables (Pakistan Cables Limited, 1953). His commercial interests also extended to trading, electrical contracting, and the representation of major European and international companies in South Asia. As flag bearers of determination and innovation, the group later invested in a green field project for the manufacturing of Cold Rolled, Galvanized and Colour Coated steel coils and sheet (International Steels Limited, 2007).

Today, the ASC group is one of the leading industrial groups in Pakistan with proven expertise in manufacturing, trading, and industrial services. The member companies enjoy a credible export pedigree with combined export revenues of Rs. 26 billion. The ASC Group's growing global footprint is further represented by an on-ground presence in Australia, Canada, and Ireland through its wholly owned subsidiaries IIL Australia Pty. Ltd., IIL Americas Inc. & INIL Europe Ltd., which collectively contribute Rs. 1.96 billion in export revenues. In addition, the Group operates IIL Trading Pvt. Ltd. in Pakistan, a premium trading company representing globally renowned brands such as Milwaukee, Fischer, Mapei, and Brenntag. In Pakistan, the ASC group has an extensive distribution network through 1,600+ outlets in 500 cities and towns.

The broad range of products manufactured by its member companies:

- Cold Rolled Steel
- Galvanized Steel
- Colour Coated Steel
- Steel Pipes (CR, HR, Galvanized, Stainless Steel)
- Polymer Pipes (UPVC, PPRC, PE)
- Hollow Structural Sections (Steel)
- Scaffolding Systems and Formwork
- Flat Steel Sheets, Profiles & Purlins
- Electric Wires & Cables (LV & MV)
- Electric Overhead Conductors of Aluminium & Copper
- Special Cables
- PVC Compound
- Copper Rod
- Aluminium Rod
- Wiring Accessories

Member companies of the ASC group have attached international equity partners of repute, which have further enriched their technical expertise and best practices. Leading equity partners associated with member companies include:

- British Insulated Callender's Cable (BICC), UK.
- Doogood, Australia.
- General Cables, USA.
- JFE Steel Corporation, Japan.
- Sumitomo Corporation, Japan.
- International Finance Corporation (IFC), USA.

Group Highlights

156
(PKR IN BILLION)
SALES TURNOVER

70
(PKR IN BILLION)
MARKET CAPITALISATION

33
(PKR IN BILLION)
CONTRIBUTION TO NATIONAL EXCHEQUER

26
(PKR IN BILLION)
EXPORT SALES

612,000
(METRIC TONS)
TOTAL METALS PRODUCED

73
YEARS OF PRODUCTION

2,000+
NUMBER OF EMPLOYEES

40
NUMBER OF EXPORT DESTINATIONS (INCLUDING USA, CANADA, EUROPE)

500
GEOGRAPHICAL FOOTPRINT IN PAKISTAN (CITIES & TOWNS)

1,600+
NUMBER OF DEALERS/DISTRIBUTORS

6,400+
TOTAL COMMUNITY BENEFICIARIES REACHED

*As on FY ending 30th June 2026

Member Companies

ASC AMIR S. CHINOY GROUP

international™ industries
built on trust

Incorporated in 1948
Listed on PSX since 1984
Credit Rating AA/A-1

Product Lines:
Steel Pipes and Tubes, Polymer Pipes and Fittings, Stainless Steel Tubes, Engineering Solutions

29 PKR Billion Turnover (2025 - 2026)

PAKISTAN CABLES
TRUSTED NOT TO COMPROMISE

Incorporated in 1953
Listed on PSX since 1955
Credit Rating A/A-1

Product Lines:
Wires and Cables, Conductors, Copper Rod Aluminium Rods, PVC Compounds, Wiring Accessories

34 PKR Billion Turnover (2025 - 2026)

ISL International Steels Limited
Shaping Tomorrow

Incorporated in 2007
Listed on PSX since 2011
Credit Rating A+/A-1

Product Lines:
Cold Rolled Steel, Hot Dip Galvanized Steel, Color Coated Steel

93 PKR Billion Turnover (2025 - 2026)

CHINOY ENGINEERING & CONSTRUCTION (PRIVATE) LIMITED

Incorporated in 2024

Services:
Contracting services in the construction and engineering industry

*Rounded off

Highlights of the ASC Group Member Companies' Events

ASC Group Marks Pinktober, Hosts Paddle tournament

ASC Group organized a Breast Cancer Awareness event, by inviting member companies' female staff for an engagement activity at SportOn featuring padel. Guests included the representatives from the Shaukat Khanum Hospital who briefed participants about the symptoms, prevention, and treatment of breast cancer.

3rd Amir S. Chinoy Women's Tapeball Cricket Tournament 2026

The 3rd Amir S. Chinoy Women's Tape-ball Cricket Tournament, held in February 2026, yet another significant milestone in the ASC group's commitment to promote diversity, and collaboration across its member companies. The tournament featured over 40 enthusiastic players with Tectonic Titans (IIL), Electric Eagles (PCL), and Steel Strikers (ISL) teams embodying the spirit of sportsmanship. Steel Strikers (ISL) claimed the championship title in an electrifying final with Electric Eagles (PCL) as runners-up, capping off a successful two-day event that celebrated inclusion and unity on and off the field.

11th Amir S.Chinoy Memorial Cricket Tournament 2026

The final of 11th Amir S. Chinoy Memorial Tape Ball Tournament for Men – 2026 played in January 2026, at UBL Sports Complex between International Industries Limited – Royals and Pakistan Cables Limited – Spartans, with PCL Spartans emerging as the tournament champions. Their victory reflected the team's dedication, energy, and strong competitive spirit, making it a proud moment for Pakistan Cables and its supporters.

ASCF Sports collaboration

Under a multi-year sponsorship agreement by the Amir S. Chinoy Foundation, the ASC group continues to proudly support Sana and Saif Bahader—two exceptionally talented squash athletes who continue to break barriers.

Sana and Saif Bahader continued to represent ASC group across tournaments both locally and internationally. With the ASC group support, the duo completed a 3 month tour in Australia participating in various tournaments.

Classified as Persons with Disabilities, their unwavering determination and remarkable skill embody the spirit of Pakistan's resilient youth. This collaboration reflects our commitment to inclusivity and aims to elevate their talent—and Pakistan's squash legacy—onto the global stage.

ASCF and Zaman Foundation

ASCF, in partnership with the Zaman Foundation, installed a water filtration plant in Dharasar village, Umerkot, continues to provide clean drinking water access to the local community. Dharasar is a remote desert village located 65km from Umerkot, home to over 600 residents across 350+ households. The predominantly Hindu community faces limited infrastructure and essential services access.

Emerge Incubation Centre completed Cohort IV

ASCF in collaboration with The Hunar Foundation completed its COHORT IV pitch deck round in which 30 highly promising incubatees were meticulously selected, setting the stage for a dynamic and competitive cohort. Emerge is Pakistan's first TVET based incubation center for the underprivileged youth, set up by the Foundation with the intent to promote entrepreneurial skills among them. Overall, post setting up Emerge, ASCF successfully supported six cohorts in two years imparting training on launching and sustaining small businesses covering 180 beneficiaries.

ASCF partners with STEAM – Pakistan

To promote Science, Technology, Engineering, Arts and Maths (STEAM) based subjects in government schools across Pakistan, ASCF signed an MoU with STEAM Pakistan. As part of the partnership, member companies' employees can conduct volunteering sessions on STEM based subjects empowering students aged between 12-16 years enrolled in the schools. Volunteering sessions conducted across Karachi and Pindi covering 220 direct beneficiaries.

Volunteering Drives

Employees of the member companies volunteered at the Emergency Wards managed by the Child Life Foundation in Karachi. Volunteers visited the Civil Hospital and Lyari General Hospital distributing toys among children covering 100 direct beneficiaries approximately.

Employees also participated in engagement sessions with students enrolled in The Citizens Foundation (TCF) schools by visiting the IIL Campus and Chinoy Campus both adopted and supported through the ASCF. Engagement sessions covered 100 direct beneficiaries.

Strategic Objectives

The Company's key strategic objectives contribute to the well-being of its customers by delivering world class quality products that are consistently manufactured in compliance to all relevant international and local standards. A safety centric approach across all spheres of business has been implemented, which remains a key pillar for continued operational excellence. The Company is committed to increasing stakeholder value through continuous improvement of its production processes, investing in R&D, broadening its product portfolio and setting benchmarks in the industry.

The Company's new manufacturing facility in Nooriabad, Sindh is a testament of its vision to invest for significant improvement in operational efficiencies, technological advancements and sustainability. The Company has invested in Pakistan's first, German technology based, 69kV CCV line for Medium Voltage (MV) cables at the new factory in Nooriabad. In 2025, Pakistan Cables expanded the on-grid solar power plant at its Nooriabad manufacturing facility by an additional 300 kW, increasing the total installed capacity to 2.3 MW. The plant is expected to generate approximately 2.5–3.0 million kWh of clean electricity annually, resulting in estimated annual cost savings of around PKR 100 million while reducing the Company's reliance on grid-supplied power and supporting its sustainability objectives. The expanded solar capacity is estimated to reduce carbon emissions by approximately 1,500–1,800 tonnes of CO_2 annually, equivalent to planting around 75,000 trees.

The Company's 35kV Medium Voltage (MV) cables were successfully type tested by KEMA Labs, Netherlands, during 2025–26 — a first for Pakistan and a reflection of our commitment to world-class quality standards.

In addition to this, the Company is focused on streamlining its human resource policies, improving its standard operational procedures and creating a fair and safe working environment for its employees' while retaining a focus on business continuity. Annual financial targets relating to profitability and capital structure are closely monitored and shared with relevant stake holders to ensure that the Company generates value for its shareholders. The Company's corporate strategy concentrates on staying ahead of the curve by adding new levels of value across the wires and cables industry in Pakistan and gaining a growing export footprint across 40 international markets. The Company revamped its corporate website during 2025–26, introducing accessibility features that distinguish it as one of the few in the industry to embed inclusive design — reinforcing its commitment to inclusion.

As the most trusted brand in its category by consumers in Pakistan, the Company has evolved its corporate social responsibility agenda over time. Under its vision to 'Transform Lives.", the Company has created unique position by consistently contributing towards the areas of youth empowerment through STEM based and scholarship programs, environmental conservation and protection, support during national disasters, employee volunteering activities in areas of education and health along with other general social upliftment initiatives, which continue to make a positive impact and inspire others.

Management Objectives and Critical Performance Indicators

Objectives	CPI	Future Relevance
Customer Satisfaction The Company values its customers and their loyalty tremendously; as such, the Company continually works towards enhancing the satisfaction of its customers by extending credit facilities, trade discounts, loyalty club rewards, after sales technical support and more. The Company has continual testing mechanisms in place to ensure the quality of its products, and efficient after-sales procedures, to keep customers satisfied.	Product turnover Market share Geographical presence	Yes
Maintaining Standard of Excellence The Company is geared toward consistently meeting international standards by ensuring selection of the world's best quality raw materials, world-class workmanship and a rigid quality assurance and control regime. This done through rigorous in-house testing and external type testing from the world's most credible laboratories.	Technological advancements Stringent internal testing mechanisms Certifications Accreditations	Yes
Varied Product Portfolio With ever-evolving customer needs, the Company is focused on research and development to ensure that it is offering up to date with evolving trends in the industry. Our products consistently conform to the relevant international standards in order to ensure smooth flow of electricity, conserve energy, improve performance of electrical appliances, and provide safety to life and property.	Product development Market research	Yes
Enhancing Employee Satisfaction Our employees are our most valued resource. The Company endeavors to provide a nurturing, friendly, supportive and equal opportunity work environment, with significant growth potential and training opportunities.	Training and development Employee engagement and volunteering activities Appropriate evaluation processes Sound policies and procedures	Yes
Maintaining Shareholder Satisfaction The Company is cognizant of the trust that is placed in the Company by its shareholders. It is a priority for the Company to protect the interest of its shareholders and maximize their return by adequate dividend payouts.protect the interest of its shareholders and maximize their return by adequate dividend payouts.	Appropriate return on investment Transparency in disclosures Timely addressing of share transactions	Yes

Objectives	CPI	Future Relevance
Regulatory Compliance The Company prides itself on being a good corporate citizen with time and transparent, disclosures to its regulators and operating in compliance with effective laws and policies of the Government of Pakistan.	Adherence to legal requirements Timely fulfillment of compliance processes	Yes
Sustainability The Company continually seeks to operate in an efficient and environmentally friendly manner, working to reduce its carbon footprint. Sustainability and CSR initiatives are developed and implemented by the Company for environmentally friendly operations and social impact targeting diverse communities.	Community development Sustainability and Environmental initiatives Occupational Safety and Health (OHSE)	Yes

Company Information

BOARD OF DIRECTORS

Mr. Mustapha A. Chinoy	Non-Independent Non-Executive Director	Chairman
Mr. Shoaib Javed Hussain	Non-Independent Non-Executive Director	
Ms. Saira Awan Malik	Independent Director	
Mr. Akbar Ali Pesnani	Non-Independent Non-Executive Director	
Mr. Ali H. Shirazi	Non-Independent Non-Executive Director	
Mr. Arshad Mohsin Tayebaly	Independent Director	
Mr. Mazhar Valjee	Independent Director	
Mr. Kamal A. Chinoy	Non-Independent Non-Executive Director	
Mr. Fahd Kamal Chinoy	Executive Director	Chief Executive Officer

BOARD AUDIT COMMITTEE

Mr. Mazhar Valjee	Chair
Mr. Ali H. Shirazi	Member
Mr. Akbar Ali Pesnani	Member

HUMAN RESOURCE AND REMUNERATION COMMITTEE

Mr. Arshad Mohsin Tayebaly	Chair
Mr. Mazhar Valjee	Member
Mr. Kamal A. Chinoy	Member
Mr. Fahd Kamal Chinoy	Member

CHIEF FINANCIAL OFFICER

Mr. Waqas Mahmood

COMPANY SECRETARY

Ms. Natasha Mohammad

AUDITORS

A.F. Ferguson & Co.
Chartered Accountants

LEGAL ADVISOR

OM Legal Attorneys at Law

TAX ADVISORS

A.F. Fergusons & Co.
Muhammad Bilal & Co.
A. Qadir & Co.

BANKERS/ FINANCIAL INSTITUTIONS

Allied Bank Limited
Askari Bank Limited
Bank Al Falah Limited
Bank Al-Habib Limited
BankIslami Pakistan Limited
Faysal Bank Limited
Habib Bank Limited
Habib Metropolitan Bank Limited
Industrial and Commercial Bank of China Limited
JS Bank Limited
MCB Bank Limited
MCB Islamic Bank Limited
Meezan Bank Limited
National Bank of Pakistan
Pak Kuwait Investment Company Limited
Soneri Bank Limited
Standard Chartered Bank (Pakistan) Limited
The Bank of Punjab
United Bank Limited

Website: www.pakistancables.com
E-store: www.pakistancables-estore.com

SHARE REGISTRAR

CDC Share Registrar Services Limited
CDC House, Main Shahrah-e-Faisal, Karachi.
UAN: 021 111-111-500
Email: info@cdcsrsl.com

NOORIABAD FACTORY

Plot # K-23, Jhimpir Road, Nooriabad,
District Jamshoro, Sindh.
Tel: (+9221) 32561170-75
Email: sales@pakistancables.com

REGISTERED OFFICE / HEAD OFFICE

Arif Habib Centre,
1ST floor, 23 M.T Khan Road,
Karachi.
UAN: + (+9221) 111-222-537 (111-CABLES)
Email: info@pakistancables.com

REGIONAL OFFICES

Lahore

955 Service Road,
L Block Johar Town, Lahore.
Tel: +92 -21-111-222-537, Ext. 9000
Email: lahore@pakistancables.com

Rawalpindi

Office # 168, Adamjee Road,
Near Ministry of Defence, Saddar, Rawalpindi.
Tel: +92 -51-5120693-94-95
Email: pindi@pakistancables.com

BRANCH OFFICES

Abbottabad

Abbottabad 13-14, Sitara Market,
Mansehra Road, Abbottabad.
Tel: +92 -992-863153-154.
Email: abbottabad@pakistancables.com

Faisalabad

Wahab Center, 1st Floor, Office # 1,
Main Susan Road, Faisalabad.
Tel: +92 41 8720036
Email: faisalabad@pakistancables.com

Multan

Bomanji Square, 4th floor,
Office 13-84/2 Nusrat Road, Multan Cantt.
Tel : +92-61-4583332, 4504446
Email: multan@pakistancables.com

Peshawar

Office # 14, 2nd Floor, ,
University Road, Peshawar.
Tel: +92 -91-5845068
Email: peshawar@pakistancables.com

Geographical Presence

The largest Dealer Network in

200+

cities and towns across Pakistan. Karachi to Skardu and beyond.

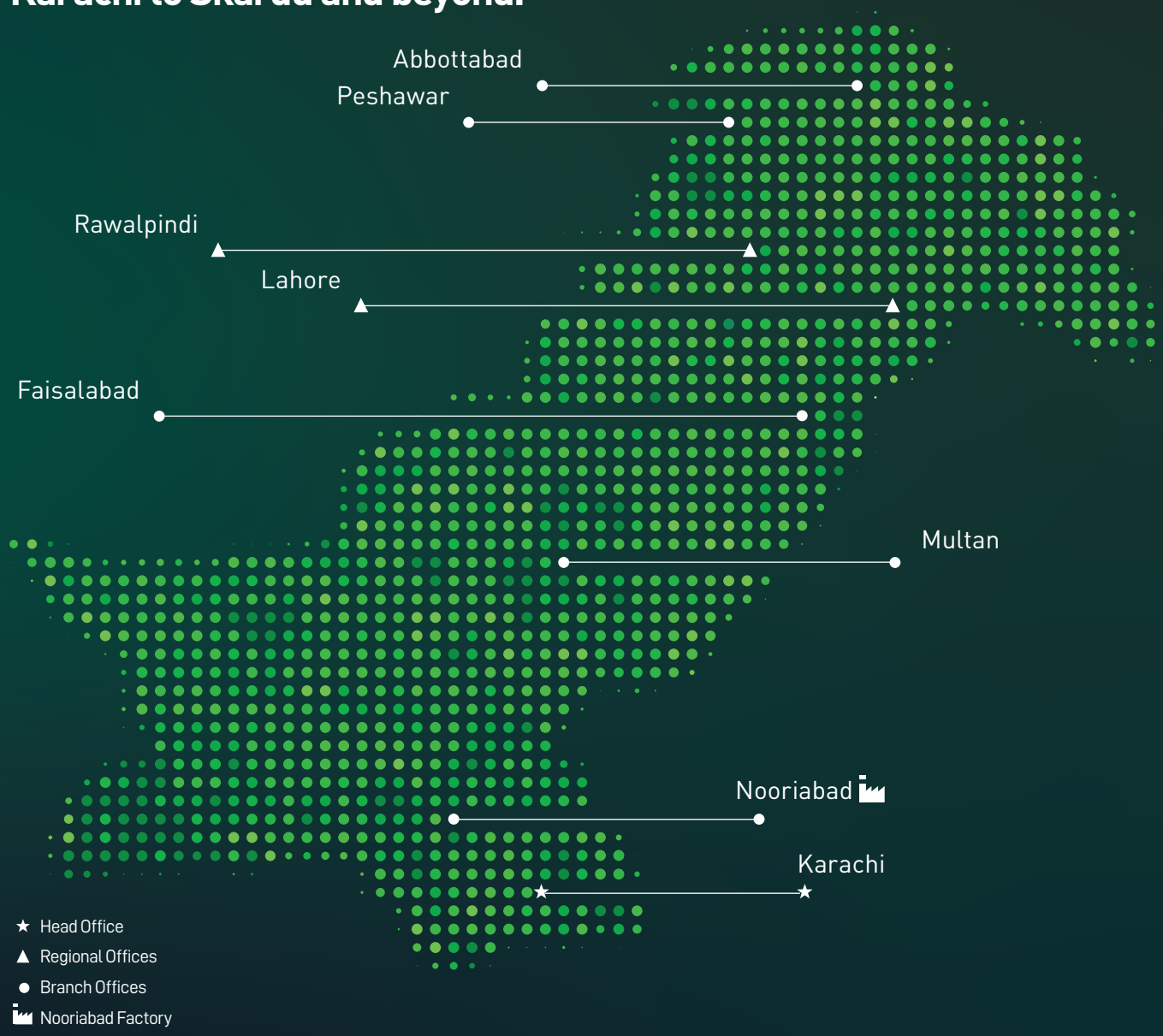

Key Highlights 2025 - 2026

Aug - 2025

Recognized at the 2nd International Solar Leadership Excellence Awards for excellence in solar cable manufacturing.

Aug - 2025

Pakistan Cables' flagship ASCEND program has won the Silver Award at the 12th FPCCI Achievement Awards

Aug - 2025

Solar Capacity Expanded to 2.3MW!
+300kW added to our on-grid solar power plant.

Oct - 2025

Received the 3rd EFP Skills Development Employees' Recognition Award.

Dec - 2025

Proud recipient of 40th MAP corporate Excellence award- 5th time in a row!

Dec - 2026

The 3rd Amir Sultan Chinoy Women's Tapeball Cricket Tournament held to promote DEI and collaboration among its members companies.

Jan - 2025

Pakistan Cables signs MoU with Pakistan Engineering Council for Youth Empowerment.

Key Highlights 2025 - 2026

Jan - 2025

ASCEND 2.0, a flagship initiative of Pakistan Cables, expands to Mehran University, Jamshoro this year, alongside NED University, Karachi, empowering female students through scholarships and internship opportunities in STEM.

Jan - 2025

In January 2026, PCL Spartans emerged as champions of the 11th Amir S. Chinoy Memorial Tape Ball Tournament for Men at UBL Sports Complex, reflecting their dedication, energy, and strong competitive spirit.

Mar - 2026

Pakistan Cables hosted its alumni at the Nooriabad Factory, reconnecting former colleagues with the Company and its manufacturing operations.

Apr - 2026

Pakistan Cables hosted its alumni at the Nooriabad Factory, reconnecting former colleagues with the Company and its manufacturing operations.

May - 2026

Received the Gold Recognition Award at the 3rd EFP-PBDN Inclusion Recognition Awards for the Company's commitment to disability inclusion in the workplace.

Jun - 2025

Successfully type-test 35kV Medium Voltage electrical cables through KEMA Labs, Netherlands.

Nature of Business

Introduction

Company is the pioneer in Pakistan's wires and cables industry. It is principally engaged in the manufacture of conductors, wires and cables for transmission and distribution of electricity since 1953. In 1984, the Company started extrusion of anodized aluminium profile sections for architectural applications. In 1996, the Company set up a state-of-the-art plant to manufacture High Conductivity Oxygen Free (HCOF) Copper Rod. Due to the increased requirement of rods for manufacturing wire and cables because of growing customer demand, the production capacity of the plant has been regularly enhanced over recent years. In 2008, the Company set up a PVC Compounding Plant to manufacture high quality electric cable grade PVC compound. The Company also set up a 2-MW gas fired tri-generation Power Plant, allowing it to be mostly self- sufficient for its electricity needs. In 2018, the Company purchased 42 acres of land in Nooriabad, Sindh in order to expand and consolidate its manufacturing facilities. In 2025, Pakistan Cables completed the construction and full transition of its operations to its new factory at Nooriabad, Sindh - consolidating 100% of its manufacturing capabilities under one roof. Powered partly by solar energy, this state-of-the-art facility represents the future of cable manufacturing — a benchmark for the industry, built on modern technology, sustainable practices, and a shared spirit of technical excellence.

The Nooriabad facility includes Pakistan's first Germany technology CCV line for Medium Voltage Cables with the highest voltage rating capability (69 KV) in Pakistan. During 2023-24, on-grid 2MW solar plant and a water treatment plant were also inaugurated at the new factory in Nooriabad, Sindh. In 2025, Pakistan Cables expanded the on-grid solar power plant by an additional 300 kW, increasing the total installed capacity to 2.3 MW. During 2024-25, Aluminium Rod plant and a new PVC Compounding plant were successfully inaugurated too. The new Aluminium Rod plant provides further backward integration for the Company for a key raw material, whereas the new Copper Rod plant and the PVC Compounding Plant will significantly enhance the capacity of these materials alongside the Company's capacities for various types of wires and cables. The Nooriabad facility, includes a first and largest Miyawaki based Urban Forest on an industrial property. The Pakistan Cables urban forest is spread on 3 acres and is home to 50,000 trees, a reflection of the Company's commitment to the environment. The Nooriabad facility is envisioned to be Pakistan's first fully integrated cable manufacturing facility, which is set to be at par with the best in the world.

Industry

Pakistan Cables is the first and oldest listed company in the wires and cables industry, which comprises of a few large players, a handful of medium and small domestic producers as well as imports. The prices of cables, copper rod, aluminium rod and conductors are closely linked to the global markets for copper and aluminium. Both base metals are traded on the London Metal Exchange (LME), the world's premier non-ferrous metals market. The price of both these metals is therefore determined at the LME and any fluctuations in copper or aluminium prices have a direct effect on the pricing of our products. Since copper and aluminium are imported, the industry is also exposed to exchange rate fluctuations and can be exposed to import restrictions during challenging times with respect to foreign reserves. Pakistan Cables has established itself as a key player in the manufacturing sector with over 70 years of experience in the wire and cables business. Its business is driven by growth prospects and activity in end markets where its products are used, which are primarily in projects of all kinds, including infrastructure, facilities, factories, commercial and residential construction. Cable and conductors are also used in the transmission and distribution of electricity by the country's utility companies. An extensive array of world-class quality wires and cables is manufactured by the company to meet the diverse, dynamic and time-sensitive needs of its customers. Over the year, the Company successfully won large orders for housing societies, renewable energy projects and from customers in the Defence, Government and Utilities sector.

Business Model

i) To continue to generate market awareness of the brand Pakistan Cables and educate the consumer about the benefits of cables and wires that are of the highest quality resulting in better cable performance and higher safety thereby remaining the customers' first preference;

ii) To identify profitable markets and optimal product mix and tailor our product offerings accordingly;

iii) To ensure that products are made easily available to the customer through our network of dealers, distributors, stockists and warehouses, and by providing optimal direct sales coverage (where relevant).

iv) To penetrate targeted markets through cost benefit analysis and customized service offering.

v) To explore opportunities for enhancing exports and growing the contribution of exports in the Company's overall revenue mix; and

vi) To continuously identify evolving needs of customers and bring new products to market accordingly.

vii) To embed sustainability across our operations and value chain — through energy-efficient manufacturing, responsible sourcing, and environmentally conscious practices — ensuring long-term value creation for our stakeholders and the communities we serve.

Legal Environment

The Company operates under the Companies Act 2017, which replaced the Companies Ordinance 1984, and the Listed Companies (Code of Corporate Governance) Regulations 2019. Insofar it is registered and licensed by the Securities and Exchange Commission of Pakistan (SECP). The Company is also listed on the Pakistan Stock Exchange and is regulated by the PSX rule book and all circulars/notifications issued thereunder. The Company's trade network covers over 200 cities and towns across Pakistan, including warehouses and power cable stockists in major cities of the country.

Product Portfolio

We offer a versatile portfolio of wires and cables, conductors, copper rod, aluminium rod, PVC compound and wiring accessories,. The continued growth of our businesses is a testament of our well-rooted, far-reaching success.



Wires and Cables

Pakistan Cables Limited manufactures a broad range of wires and cables that conform to national and international standards. Wires and cables are manufactured with LME registered "A" grade copper cathodes which results in multiple benefits to our end users such as:

- Lower electricity billing
- Optimum efficiency of appliances
- Safety to life and property
- Better energy utilization and energy conservation

GENERAL WIRES AND CABLES

We broadly categorize available general wires and cables as follows:

- Single core cables range from $1mm^2$ to $10mm^2$
- Large single core cables from $16mm^2$ to $70mm^2$
- Multi-core cables from $1mm^2$ to $10mm^2$
- Flexible multi-core cables from $1mm^2$ to $4mm^2$

In addition, customized requests are regularly facilitated to meet customers' specific requirements.

MEDIUM VOLTAGE (MV) AND LOW VOLTAGE (LV) CABLES

We manufacture Medium Voltage (MV) cables up to 69 kV and Low Voltage (LV) power cables up to 3.3 kV. We can supply various types of insulation required PVC/XLPE/LSZH where relevant and customized to customers' preferences. All cables manufactured by Pakistan Cables Limited are subjected to rigorous in-house quality checks. Pakistan Cables is the only manufacturer in Pakistan with successful completion of type testing conducted by KEMA Labs, Netherlands for its 35 kV Medium Voltage (MV) Cables.

FIRE RETARDANT CABLES

We also supply cables for specialized needs with greater flame propagation ability and better protection against fire. These cables use specialized materials such as Low Smoke Zero Halogen (LSZH) insulation in combination with various constructions and compounds. To our knowledge, Pakistan Cables Limited is the only company in Pakistan to have specialized in-house flame propagation testing capability, which gives us a competitive edge. Furthermore, Pakistan Cables is also the first wires and cable manufacturer in Pakistan to provide KEMA certified LSZH Power Cables.

OTHER WIRES AND CABLES

We also manufacture various other types of wires and cables products to meet versatile needs of our customers, which include but are not limited to:

- Indoor Telephone / Intercom Cables
- Control Cables (PVC and XLPE insulated)
- Screened Power and Control Cables
- Auto Cables
- Coaxial Cables
- Solar DC Cables



Conductors

With growing power demands in Pakistan, the use of overhead conductors for power transmission has increased. Pakistan Cables limited provides high quality overhead conductors to Pakistan's utility companies. These include Aluminium Conductor Composite Core (ACCC®), Aluminium Conductor Steel Reinforced (ACSR®) for various voltage grade, all aluminium conductor (AAC®), Plain Annealed Copper Conductor (PACC®) and Hard Drawn Bare Conductor (HDBC®).

Pakistan Cables Limited is also the only supplier in Pakistan to offer high temperature low sag type ACCC®, which is a state-of-the-art product that provides various benefits including reduced line losses, reduced CO2 emissions and higher current carrying capacity. This is a proven technology across the world with over 120,000 kilometres installed till to date, by over 250 utilities at 1,000 different projects in around 60 countries. This product has been introduced by Pakistan Cables in Pakistan in 2017 and is expected to result in considerable benefits to the country's overloaded transmission infrastructure. This product is offered in collaboration with CTC Global Inc., which is a US headquartered market leader in the technology.

There is a growing awareness of this technology within Pakistan and various distribution companies (DISCOs) have rolled out plans to enhance their transmission and distribution networks with ACCC®, particularly following the successful completion of three projects for NTDC and MEPCO respectively.

Pakistan Cables is fully qualified to manufacture ACCC® conductors and is certified by CTC Global Inc.. The Company successfully completed the first installation of locally manufactured ACCC® in December 2021, at a 132kV Transmission Line project in MEPCO.

Copper Rod

Since 1996, we have been manufacturing 8mm copper rod that uses only LME registered "A" grade copper cathodes. Pakistan Cables is the largest importer of copper cathode in Pakistan, far surpassing any other importer. The Company has a policy to only use the highest quality copper in its products.

Aluminium Rod

During 2024-25, Pakistan Cables installed its Aluminium Rod plant at its new factory in Nooriabad, Sindh. The plant produces highly pure and excellent quality of EC grade 1350 Rod. The Company uses imported aluminium ingots having a purity of minimum 99.7 percent from reputable suppliers. Pakistan Cables has the capacity to produce up to 9.5 mm, 1350 Aluminium rod in accordance with ASTM B-233 in various Temper grades such as H-12 and H-14, having an Electrical Volume Conductivity of Minimum 61.5 % and 61.4 % IACS Standard respectively.

Pakistan Cables Aluminium Rods are used to manufacture various kinds of Electrical Transmission Over Head Conductors like AAC, ACSR, ACSS for Power utilities (WAPDA, KE and international utilities). The Aluminium continuous Rod casting Plant consists of Vertical Melting Furnace, two Molten metal holding furnace, a Casting wheel and a Continuous Rod Rolling mill.

The plant is also capable of providing aluminium alloy grades suitable for electrical applications.

The stringent Quality Control procedures with experienced technical engineers enable the Company to produce superior purity and quality which is in accordance with International Standards and an excellent addition to the product portfolio.



PAKISTAN PVC

Since 2008, Pakistan Cables Limited has been producing PVC compounds for insulation and sheathing of electric cables, and other flexible PVC compounds for various applications such as hose pipes, gasket, shoe grade, medical grade, etc. Pakistan Cables Limited uses the most sophisticated machinery, including automated weighing and dosing systems for each component of the various formulations. The plant also has a polymers laboratory to enable the development of customer specific formulations. In 2024-2025, the Company doubled its production capacity by setting up another PVC compound plant at its new factory in Nooriabad, Sindh.

Wiring Accessories

Pakistan Cables Wiring Accessories are a versatile range of world class electrical switches with superior quality and exquisite designs.

STYLE & SIMPLICITY

Product range combines modern styling with easy to install features such as in-line colour coded terminals and backed out captive screws.

QUALITY & RELIABILITY

All products are manufactured as per latest British Standards with approvals from BSI and proudly wear the ASTA diamond mark.

Pakistan Cables Wiring accessories are available in these ranges:

- **Novus Series – a premium style statement**
- **Modular Series – one of the most versatile switches of Pakistan**
- **Weatherproof series – Engineered to resist extreme weather conditions**
- **Kiara Series – Effortless elegance and seamless design accessories**
- **C100 – A seamless blend of durability and elegance series**

APPLICATION

Suitable for a diverse array of environments: homes, offices, industry and public spaces such as malls, airports, hotels, etc. Pakistan Cable Wiring Accessories provide simplicity of choice, durability, ease of use and installation.



Quality Assurance

The Company is committed to strive for product quality, excellent customer service, innovation and efficiencies. The company reiterates its commitment to consistently deliver enhanced value to its customers, through continual improvement of its product and processes.

The Company satisfactorily complies with all the requirements of the ISO 9001:2015 and ISO 45001:2018 for all its products as certified by BVQI, UK. It is also ISO 14001:2015 certified which is the environmental management system. The Company has highly advanced quality assurance and pvc laboratories, which are equipped with the latest equipment and are manned by professional and skilled personnel that check process variables at every step of the manufacturing process, to ensure that all our final products are in compliance with the relevant international specifications.

The Company is the first cable manufacturer in Pakistan with Medium and Low Voltage cables (MV/LV) that have been accepted as world class following the type testing and certification of its products by KEMA laboratory in Netherlands. During 2025-26, Pakistan Cables successfully completed type testing of MV Cables by KEMA Labs, Netherlands – the first in Pakistan to achieve the prestigious milestone.

In addition to this, the Company's products are also PSQCA certified, ERDA (electrical research and development association), India, TUV Sud Psb Pte. Ltd., Singapore, and have also been successfully type tested in Pakistan's well reputed high voltage and short circuit laboratory in Rawat. Moreover, the Company is the only Pakistani manufacturer approved by Oman's regulatory authority to sell into the Oman market. To the best of our knowledge, the Company is the first cable manufacturer in Pakistan that has a state-of-the-art fire test laboratory, which has the facility to perform the following tests, required for Low Smoke Zero Halogen (LSZH) Fire Retardant Cables and Fire-Resistant Cables:

- Test for vertical flame propagation for a single insulated wire or cable in accordance with IEC 60332-1-2;
- Test for Vertical flame spread of vertically-mounted bunched wires or cables in accordance with IEC 60332-3, Category A, B, C and D;
- Test for Resistance to Fire, Resistance to fire with water, Resistance to fire with Mechanical shock (CWZ) in accordance with BS 7846, BS 6387, BS 8491, EN 50200.
- Smoke density test in accordance with IEC 61034-1 and 2;
- Test on gases evolved during the combustion of electric cables; and Halogen, acid gas emission test as per IEC 60754-1 and 2.

Plantation of 50,000 trees of 60 native species, across 3 acres of land completed at its new manufacturing facility in Nooriabad, Sindh. The Pakistan Cables Urban Forest is the first and largest Miyawaki based urban forest on an industrial estate.

Journey Over The Years

1953

Pakistan Cables
etablished

Pakistan Cables Factory
SITE, Karachi

Mr. Habib Rahimtoola
the honourable Federal Minister for
Commerce and Industry inaugurated
the factory and declared it open

1955

Listed on
Karachi Stock Exchange
(KSE)

1953

Introduced General Wiring
Cables With PVC Insulation for
the first time in Pakistan

At the opening ceremony (from L to R)
Mrs. Jhon Dean, Mrs. Almas Chinoy,
Mrs. M.G. Brown, Mrs. P.M. Beecheno,
General Sir Ronald Scobie & Mr. John Dean

1968

Established Factory for LV
Armoured Cables upto 3.3 kV
for the first time in Pakistan

Aluminium Rod
Extrusion Plant installed

1969

Expansion of Factory
took place for manufacturing
of power cables

The Schloemann Press
for processing aluminium
cable installed

Former President Ayub Khan visited Pakistan Cables
the Founder, Mr. Amir S. Chinoy standing (second from the left)

1978-80

Received the KSE Top 25
Companies Award
from the Karachi Stock Exchange

1982-83

Received MAP Corporate
Excellence Award

1984

Aluminium Section
for architectural
application established

Anodizing Plant
for manufacturing
of doors and windows
section is setup

1984

First Cable Manufacturer in Pakistan to have KEMA certified products in Pakistan

1996

MV XLPE Cables

Outokumpu Plant was setup to manufacture high conductivity oxygen free copper rods

1997

First Cable Manufacturer to receive ISO 9001 certification in pakistan

2000

First Cable Manufacturer to receive ISO 9002 certification

2001

Introduced LV XLPE cables fully type tested by KEMA, Holland for the first time in Pakistan

2003

Commemorated 50th Anniversary

Received the KSE award from the Karachi Stock Exchange

2006

Expanded Capacity of the Outokumpu Plant

2007

Received the KSE Top 25 Companies Award from the Karachi Stock Exchange



Established a Fully Automated PVC compounding plant

Received Brands of the Year Award in the 'wires and cables' and copper rod category

2008

Mr. Kamal A. Chinoy, Chief Executive received the Top 25 companies award from Mr. Shaukat Aziz (Former Prime Minister Of Pakistan)

Received the Best Corporate Report Award from the Joint Committee of ICAP & IMAP for the year 2006/07

Completed Upstream Expansion by Inaugurating a new PVC Compounding Plant

Received Brands of the Year Award in 'wires and cables' and Copper Rod, category

2009

Received the KSE Top 25 Companies Award from the Karachi Stock Exchange

Received ISO 9001:2001 Certification

New Plant setup for the manufacturing of Automobile Cables

2010

General Cable Corporation, a fortune 500 company and a world leader in cable manufacturing made an investment to take its 25% equity stake in Pakistan Cables

2010

Mr. Gregory B. Kenny, President General Cable at the signing ceremony alongside Mr. Kamal A. Chinoy, CE Pakistan Cables

2011

Received the Environmental Excellence Award

Received ISO 14001:2004 Certification
Received OHSAS 18001:2007 Certification

2012

Received the Best Corporate Report Award by ICAP and ICMAP

2013

Celebrated 60 brilliant years

2015

Recipient of Pakistan's Choice Super Brands Award 2015-2016

Received the Best Occupational Health & Safety Environment Award

Won the KSE's top 25 companies award

2016

Received the 40th FPCCI Export Trophy Award for the category "Merit Export Award" for the year 2015-2016

2017

Received the 41st FPCCI "Merit Export Award"

LV, MV, And Power Cables received KEMA certification



Collaborated with CTC Global Inc. to launch the first ever High Capacity, Low Sag (HCLS) Aluminum Conduction Composite Core (ACCC) in Pakistan

2018

Celebrated 65 brilliant years

Received the 42nd FPCCI 'Merit Export Trophy Award' for the year 2017-2018

Received KEMA Gold Certification for XLPE-LSZH power cables

Awarded with the 11th NFEH-CSR award 2017-2018 by the National Forum for Environment and Health

2019

Received the 43rd FPCCI Export Trophy award for technological advancement

Received the of 14th Consumer Choice Award

Pakistan's First E-Store for wires and cables launched

2020

Won the 8th FPCCI Achievement Award for launch of e-store

2020

Plantation at Pakistan's first Urban Forest on an industrial estate commenced in Nooriabad

2021

Over 40,000 trees planted at the Pakistan Cables Urban Forest

Inaugurated Coiling Operations at the Nooriabad Factory, Sindh

Wiring Accessories Launched

2022

Received the 44th FPCCI Export Trophy Award

Received the 36th Corporate Excellence Award

Among Pakistan's first 26 companies to sign the Net Zero Emission commitment

Won the Corporate Social Responsibility Award 2022 by NFEH

2022

Won the 16th Consumer Choice Award 2022

Amir Sultan Chinoy Group identity unveiled (ASC)

Launched Pakistan's First Loyalty Club App, for electricians

Flagship initiative launched to promote women in STEM

2023

Received the 9th FPCCI Achievement Award

Received the 45th FPCCI Export Trophy Award

Won the 37th Corporate Excellence Award from the Management Association of Pakistan

ASC Group Companies declared winners of the PSX's Top 25 best companies award 2021

2023

Won Merit Award for the best Corporate Report Awards 2021

Received the 46th FPCCI Best Export Performance Award

Received MAP's 38th Corporate Excellence Award

Commissioned Pakistan's highest Voltage (69 kV) CCV line at Nooriabad

2023

Celebrated 70 brilliant years

Won the PSX top 25 Companies Award for the year 2022

Won Icon Award at the 17th Consumers' Choice Award

Received the Merit Certificate at the ICMA Best Corporate Report Awards 2022

2023

Pakistan's 1st building material company to get its sciend-based emission reduction targets validated & approved by SBTi

Won Supplier Excellence Award by K-Electric

Received 11th FPCCI Award for Digital Transformation & Technology



Won Gold Award by Employers' Federation of Pakistan

2023

Comissioned 2MV On-Grid Solar Power Plant at its manufacturing facility at Nooriabad

Achieved International TUV Certification for Solar DC cables

2024

Inaugurated Water Treatment Facility in Nooriabad

Inaugurated Aluminium Rod Plant in Nooriabad

2024

Completed plantation of 50,000 trees at the Pakistan Cables Urban forest

Bahra Electric and Pakistan Cables signed a MoU

Winners of the prestigious 39th Corporate Excellence Award 4th time in a row

Received Icon Award at 18th Consumer Choice Awards, 2024

2025

Won the Disability Inclusion Award by Employers' Federation of Pakistan, 2nd time in a row

Relocation to Nooriabad completed

Solar Capacity Expanded to 2.3 MW +300 kW added to our on-grid solar plant

Recognized at the 2nd International Solar Leadership Excellence Awards for excellence in solar cable manufacturing

2025

Pakistan Cables' flagship ASCEND program has won the Silver Award at the 12th FPCCI Achievement Awards

Received the 3rd EFP Skills Development Employees' Recognition Award

Proud recipient of 40th MAP corporate Excellence Award- 5th time in a row!

2026

Successfully type-test 35kV Medium Voltage electrical cables through KEMA Labs, Netherlands

2026

Recognized as Employer of the Year at the 11th EFP Employer of the Year Awards 2026

Received the Gold Recognition Award at the 3rd EFP-PBDN Inclusion Recognition Awards for the Company's commitment to disability inclusion

Growing with Purpose, Inspiring Confidence

SUSTAINABILITY

Environmental, Social and Governance Policy

Objective

Pakistan Cables Limited (the "Company") is cognizant of the fact that operating practices which incorporate environmental, social and governance ("ESG") issues can be both financially profitable and profitable for society as a whole. Insofar, the Company has created this policy in order to incorporate environmental, social and corporate governance issues into all aspects, including its investment analysis, decision-making and ownership practices.

Types of ESG

ESG comprises the environmental, social and corporate governance issues that the Company and its officers consider in the context of corporate behaviour. ESG concerns are non-exhaustive, however some examples are as follows:

Environmental	Social	Governance
Energy efficiency	Education	Director Training
Carbon reduction	CSR	Management Structure
Pollution	Diversity	Director Independence
Waste management	Female Empowerment	Conflict of Interest Management

Methodology

The Company:

a) Shall design its internal policies, procedures and practices in a manner that considers and supports reduction of ESG risks;

b) Shall ensure that appropriate ESG risk management is conducted at the time of making operational, capital expenditure and investment decisions;

c) Shall encourage, as far as reasonably possible, enhancement of the ESG performance of its stakeholders. Additionally, the Company shall report (subject to confidentiality and/or competition concerns) its ESG activities to stakeholders to assist them in their own ESG aspirations. Where appropriate, the Company may invest in supportive activities and wider community relationships; and

d) Recognizes that its ESG activities are of an ongoing nature and shall make efforts to encourage continual improvement in ESG performance throughout the organization.

ESG - Living Our Vision

We invest to empower and transform lives and see this as a commitment to the future. Our mission is to provide world class category solutions that are manufactured and distributed efficiently, optimise use of clean energy and build the world sustainably.

As a member company of the Amir S. Chinoy group, Pakistan Cables is aligned with the group's approach on ESG with the same focus to their day-to-day work: creating long term value and a shared belief for nurturing the future.

Environment

Ignite Possibilities

- 2.3 MW on-grid Solar Power Plant
- Waste Water / Effluent Treatment Plants
- Waste Management
- Use of natural resources (solar, rainwater)
- Deforestation (re-use cable drums)
- Advocacy for tree plantation (Urban Forest)

Social

Transform Lives

- Workforce Health and Safety
- Diversity & workplace policies (training & dev.)
- Labor standards
- Empowering youth (Student engagement program)
- Education program for female students - ASCEND
- Social upliftment (Differently-abled, women and children)

Governance

Instil Pride

- Ethical standards
- Board diversity and governance
- Shareholder rights
- Shareholder engagement
- Pay for performance
- Transparency

We bring our core values of Teamwork, Agility, Passion, Innovation and Transparency in all our engagements with the broader stakeholders and the communities we serve. With our employees focused on safe and reliable operations, environmental stewardship, and disciplined business management, we are on a path to explore and implement initiative that help support decarbonizing our industrial activities. Our manufacturing facility in Nooriabad combined with the largest distribution network for electrical cables in the country enable a nationwide reach that underpins our strategy to accelerate the ongoing world's transition to adopting environmental friendlier and socially responsible business practices.

Pakistan Cables has identified four distinct environmental, social and governance dimensions that have been critical to the long-term success of the Company. Our focus on them helps mitigate business risk, support the overall well-being of all our stakeholders.

1. Environmental Footprint & Climate Change
2. Our Workplaces & Communities
3. Safety & Product Stewardship
4. Ethics & Governance

Environmental Footprint & Climate Change

- Pakistan Cables is the first and only building materials company in Pakistan with carbon reducing targets validated by SBTi with a net zero emission by 2050.
- 50,000 trees planted in the Pakistan Cables Urban Forest at Nooriabad factory, Sindh.
- 2.3 MW Solar Power Plant commissioned at the Nooriabad factory, Sindh.
- Water Treatment Plant at the Nooriabad factory, Sindh
- Captive gas power plants to supplement the utility's energy supply in order to reduce the pressure on the energy sector.
- The raw materials used among member companies does not have a direct impact on environment, we believe in minimizing impact to the environment. Most of the technologies and equipment in all our operations are environmentally safe and compliant with international and national norms.
- As a public listed company Pakistan Cables ensures compliance with all environmental legal obligations as well as meeting international standards of ISO 14001 (Environmental Management System).
- Amongst the first 26 companies in Pakistan to sign on to the Race to Zero, the Company pledged the Business Ambition For 1.5°C Commitment that aligns with its commitment to keeping warming to 1.5°C and reaching science-based net-zero emissions by 2050.
- Pakistan's first building material company to have its science-based emission reduction targets validated and approved by SBTi. The Science Based Targets initiative (SBTi) drives ambitious climate action in the private sector by enabling organisations to set science-based emissions reduction targets.

Our Workplaces & Communities

- In 2023, Pakistan Cables unveiled its first internship program, PurAzm, targeting the differently abled professionals. Six interns with physical disabilities were selected through NOWPDP, an NGO focused on providing vocational training for the differently abled. PurAzm interns were placed in different functions of the Company for a period of 3 months.

- The Pakistan Cables factory at Nooriabad is designed to have access points and facilities for the people with disabilities.

- Pakistan Cables endorses family friendly policies by offering support to accommodate diverse needs of its employees.

- During 2025–26, Pakistan Cables expanded ASCEND, its flagship program aimed at promoting Science, Technology, Engineering and Mathematics (STEM) education among women. The second cohort of ASCEND was expanded to include female engineering students from Mehran University of Engineering and Technology (MUET), Jamshoro, alongside NED University. Established as Pakistan's first cooperative education program, ASCEND provides scholarships and internship opportunities to female students pursuing electrical engineering, supporting greater participation of women in engineering and related STEM fields.

- The Company supported employee volunteer activities and welfare projects during the year in areas of Health and Education primarily. The Company's collective efforts through its various CSR initiatives resulted in impacting approximately 5,000 beneficiaries.

- Pakistan Cables published A Reel On Karachi: Art Installations in the City by Pakistan Cables, capturing the art installations created under Reel On Hai, a public outreach initiative by the Karachi Biennale Trust supported by Pakistan Cables. The book explores the neighbourhoods, landmarks, culture and heritage around these installations, with insights and anecdotes contributed by renowned architect, activist and urban planner Arif Hasan. It also reflects Pakistan Cables' continued support for creative reuse, public art and community engagement.

Safety & Product Stewardship

- Our commitment extends from our factory to the field. We foster a safety-centric work culture through continuous training and our Annual Safety Day, ensuring that employee conduct consistently reflects the highest safety standards.
- Pakistan Cables Product Verification solution is a technology enabled facility which helps users verify authenticity of the product purchased from retail through WhatsApp, SMS and website, helping protect end users from counterfeit products. During the year, usage with more than 30,000 people annually benefiting from the Company's verification and safety initiatives. Pakistan Cables also continues to engage dealers and electricians through awareness programs focused on the importance of certified, high-quality products.
- Recently, Pakistan Cables also became Pakistan's first wires and cable manufacturer to have its solar cables type tested internationally by TUV Rheinland.
- Pakistan Cables commissioned the nation's 1st 69 kV CCV line for Medium Voltage Cables with German technology.
- Pakistan Cables has become the first company in Pakistan to successfully pass the rigorous KEMA type test for 35 kV Medium Voltage (MV) cables.
- All our products are rigorously tested to ensure they meet all relevant international specification.
- Recipient of the 46th FPCCI Best Export Performance Award. In addition Pakistan Cables also won the 11th FPCCI award in Digital Transformation category for its Loyalty Club Mobile Application, among a few other awards during the FY 2023-24.

Ethics & Governance

Good governance is core to the prosperity of the Company. At Pakistan Cables, governance plays a pivotal role in driving accountability and help advance the cultural facets within the Company. Governance, with respect to ESG, covers related factors of decision-making from policymaking to the distribution of rights and responsibilities within the Company, including leadership, managers, and other stakeholders.

Health, Safety & Environment Policy

Pakistan Cables Ltd., being a leader in the manufacturing and marketing of Wires and Cables, PVC Compounds, Copper & Aluminum Rods, and Wiring Accessories, highly values the Health and Safety of its personnel, contractors, and the Environment in which it operates. It is committed to investing in continual improvement of its Health, Safety, and Environment Management Systems.

- We shall seek to conduct all the Company's manufacturing and associated processes in a manner that ensures the health and safety of personnel.

- We shall continually endeavor to set objectives, identify hazards, and reduce risks to prevent injuries and occupational illnesses; provide a safe and healthy workplace for all the Company's employees and contractors.

- We shall promote preservation of the environment through controls and monitoring of emissions, effluents, and solid waste. The Company's overarching ESG Policy shall ensure that the Environmental Management System is supported by transparent corporate oversight.

- We shall provide a platform for the consultation and participation of workers in the Occupational Health and Safety Management System.

- We shall set, review, and implement Health, Safety, and Environmental objectives on an on-going aspect of continuous improvement and sustainability.

In implementing the above, we shall comply with all applicable legislation and other requirements to which Pakistan Cables Ltd. subscribes.

Reaching New Markets, Building Partnerships

GOVERNANCE

Directors' Profile

Mr. Mustapha A. Chinoy - Chairman

Non-Independent Non-Executive Director

Mr. Mustapha A. Chinoy holds a B.Sc in Economics from the Wharton School of Finance, University of Pennsylvania, USA, with a major in Industrial Management and Marketing.

He did his early schooling from Burn Hall School, Abbottabad, and A levels from Millfield School in England.

Mr. Mustapha A. Chinoy is currently the Chairman of Pakistan Cables Limited. He is on the Board of International Steels Limited, International Industries Limited, Travel Solution (Pvt) Limited and Global E-commerce Services. Additionally, he is the Chief Executive Officer of Intermark (Private) Limited.

Mr. Mustapha A. Chinoy has previously served on the Board of Union Bank Limited and was Chairman of Security Papers Limited.

He has been on the Board of PCL since 01-01-1986.

Mr. Shoaib Javed Hussain

Non-Independent Non-Executive Director

Mr. Hussain holds an M.Sc. in Actuarial Management from Bayes Business School, City University, London. He is also a Fellow of the Institute of Actuaries (UK) and began his career at an actuarial consultancy in Pakistan.

He has over 20 years of management experience at leading Global Insurance Groups and Consultancies in the United Kingdom and in Asia. Through his global engagements across Europe, North America and Asia, Mr. Hussain brings to the Board his deep understanding and knowledge of finance, audit, risk and strategy matters.

Presently, Mr. Hussain is the CEO of State Life Insurance Corporation of Pakistan and Chairman of the Insurance Association of Pakistan. Before joining State Life, Mr. Hussain has held senior leadership and management positions with AIA Group Limited, Milliman, Prudential plc, EY and HSBC. He is also a Director on the Board of Fauji Fertilizer Company Limited and SSGC.

He has been on the Board of PCL since 03-11-2021.

Ms. Saira Awan Malik

Independent Director

Ms. Saira Awan Malik is the President of the TCS Group. After training as a corporate lawyer, she worked for six years at the London office of international law firm Cleary Gottlieb Steen and Hamilton LLP, focusing on corporate and financial transactions, including cross-border mergers and acquisitions, restructurings and capital market issuances.

Ms. Malik received an undergraduate degree in History from Yale University in May 1999. She read Law at the University of Cambridge (2001-3) and subsequently completed the Bar Vocational Course at the Inns of Court School of Law in London. She was called to the Bar of England and Wales at Lincoln's Inn in October 2007. In 2023, Ms. Malik completed, with distinction, the Global Executive MBA at Columbia Business School and London Business School.

Ms. Malik served on the Board of the British Pakistan Foundation (BPF) from 2012-23, where she spearheaded the launch of the BPF Women's Network. She is on the Board of the Pakistan Business Council and the Marketing Association of Pakistan. She is the first woman partner in the Champions of Change Coalition Pakistan and a member of the Young Presidents' Organization Pakistan Chapter.

She is a 'Certified Director' from the Pakistan Institute of Corporate Governance.

She has been on the Board of PCL since 18-08-2025.

Mr. Akbar Ali Pesnani

Non-Independent Non-Executive Director

Mr. Akbar Ali Pesnani is an MBA from USA and a fellow member of both the Institute of Chartered Accountants and the Institute of Cost and Management Accountants of Pakistan. He was the Chairman of Gwadar Port and Gwadar Port Implementation Authority from 2004 to 2006, and has served on the Boards of Mirpur Khas Sugar Mills, Clariant Pakistan Ltd and Agha Steel Limited. Mr. Pesnani was also the Vice-Chairman for Pakistan-France Business Alliance.

Mr. Pesnani has been associated with the Aga Khan Development Network (AKDN) at senior levels for over 49 years. Mr. Pesnani has also served as a Diplomatic Representative for AKDN in Tajikistan for 7 years and as an Envoy of His Highness the Aga Khan in Afghanistan for about 2 years. He was also the Vice-Chairman of Aga Khan Foundation Pakistan for 12 Years and a member of the Executive Committee of University of Central Asia.

Presently, he is the Chairman of Cherat Packaging Limited, Jubilee General Insurance Company Limited and the Aga Khan Cultural Service Pakistan. He is also a Director on the Board of Cherat Cement Company Limited.

He has been on the Board of PCL since 05-05-2020.

Mr. Ali H. Shirazi

Non-Independent Non-Executive Director

Mr. Ali H. Shirazi graduated from Yale University, U.S.A. in 2000 and thereafter completed his Master's in Law from Bristol University, U.K. in 2005. During this period, he worked for the Bank of Tokyo-Mitsubishi in New York as well as American Honda in Torrance, California. He is Atlas Group Director Financial Services and President / Chief Executive of Atlas Battery Limited.

He serves on the Board of Atlas Asset Management Limited, Atlas Insurance Limited, Cherat Packaging Limited, National Foods and Pakistan Society for Training and Development (President).

He is a 'Certified Director' from the Pakistan Institute of Corporate Governance and in 2018 completed the Owner/President Management Program (OPM) from Harvard Business School.

He has been on the Board of PCL since 22-03-2021.

Mr. Arshad M. Tayebaly

Independent Director

Mr. Arshad M. Tayebaly is a Senior Partner at Mohsin Tayebaly and Co. He is considered to be a leading expert in commercial and company litigation matters and has been practicing law for 35 years. Many of the decisions in litigation matters handled by him are reported in law journals.

He completed his LL.M. from King's College London in 1990.

He is a 'Certified Director' from the Pakistan Institute of Corporate Governance.

He has been on the Board of PCL since 05-05-2023.

Mr. Mazhar Valjee

Independent Director

Mr. Mazhar Valjee is a seasoned business leader with a long-standing association with the House of Habib (HOH), where he has held Chief Executive Officer roles across several group companies. His CEO tenures include Indus Motor Company Limited, Thal Limited, Pakistan Jute & Synthetics Limited, Habib Metro Pakistan Limited, and Makro Habib Pakistan Limited.

Beyond the House of Habib, Mr. Valjee has served as CEO and Country Head of Schneider Electric Pakistan. He currently serves as Chairman of the Board for Tata Textile Mills Limited and Tata Best Foods Limited, and as an Independent Director on the boards of Pakistan Cables Limited and Dynea Pakistan Limited.

He has actively contributed to national policy and industrial development through his involvement with key platforms, including the Indigenization Committee of the Engineering Development Board, the Energy Committee of the OICCI, the Pakistan Jute Mills Association, the Pakistan-German Business Forum, the Pakistan-France Business Alliance, and the Young Presidents' Organization (YPO).

Committed to social impact, Mr. Valjee is associated with non-profit organizations including the Family Educational Services Foundation (FESF - Deaf Reach), KIRAN Patients Welfare Society, and The Hunar Foundation, among others.

He acquired business education from IBA Karachi, and has completed executive education programs at the Stanford-NUS Executive Program and the Yale School of Management.

He has been on the Board of PCL since 05-05-2020.

Mr. Kamal A. Chinoy

Non-Independent Non-Executive Director

Mr. Kamal A. Chinoy is a graduate of the Wharton School, University of Pennsylvania, USA. He is the Honorary Consul General of the Republic of Cyprus. Currently, he is Chairman of International Industries Limited, International Steels Limited, IIL Americas Inc., and a Director of Pakistan Cables Ltd., IIL Australia Pty Ltd, and Chinoy Engineering & Construction (Pvt) Ltd.

He has served as Chairman of the Aga Khan Foundation (Pakistan) and Jubilee Life Insurance Co., and also as a Director of Pakistan Centre for Philanthropy, Atlas Insurance Limited, Pakistan Security Printing Corporation, NBP Fullerton Asset Management Limited, Atlas Battery Ltd, ICI Pakistan Limited, Askari Bank Limited, First International Investment Bank, Atlas Power Limited and Pakistan Business Council.

He also served as CEO of Pakistan Cables Ltd. for 27 years. He was an instrumental part of the team that negotiated the exit of BICC from the ownership of the Company in the early 1990s. Then in 2010 he led the effort to attract General Cable, a Fortune 500 company, as an equity investor in PCL.

Mr. Kamal A. Chinoy is a member of the Executive Committee of the International Chamber of Commerce, Pakistan and is also a past President of the Management Association of Pakistan (MAP). He has also served on the Admissions Committee of Aga Khan University and the Alumni Admissions Committee for the University of Pennsylvania. He has also been a member of the Board of Governors of Army Burn Hall Institutions.

He has been a member of the Pakistan-UK Forum for Investment and Technology (under the Board of Investment, GoP) and the Experts Advisory Group for Engineering Goods for the Fifth Five-Year Plan for the Government of Pakistan. He was also on the Advisory Committee of the Financial Innovation Challenge Fund of the State Bank of Pakistan, which was tasked with encouraging innovative solutions related to financial inclusion in Pakistan.

He has been on the Board of PCL since 31-05-1992.

Mr. Fahd K. Chinoy

Chief Executive Officer

Mr. Fahd K. Chinoy holds an MBA from INSEAD (France) and a Bachelor of Arts in Economics and Political Science from the University of Pennsylvania, USA. He is currently the CEO of Pakistan Cables Limited.

Mr. Fahd K. Chinoy has previously served in the banking industry, having worked with TD Securities in New York and Toronto as an Associate in various departments, including Loan Syndications and Corporate Banking.

He serves on the Board of Directors of Atlas Battery Limited, MCB Investment Management Limited and the Amir Sultan Chinoy Foundation. He also serves on the Managing Committee of the Overseas Investors Chamber of Commerce and Industry, Board of Advisors for NOWPDP, Executive Committee of the Management Association of Pakistan and the Board of Governors of Pakistan Society for Training & Development (PSTD), where he previously served as President. He is a 'Certified Director' from the Pakistan Institute of Corporate Governance and has previously served on the Board of Focus Humanitarian Assistance Pakistan.

He has been on the Board of PCL since 05-05-2017.

Committees of the Board

HUMAN RESOURCE AND REMUNERATION COMMITTEE

Composition

Director	Designation
Mr. Arshad Mohsin Tayebaly	Chair
Mr. Mazhar Valjee	Member
Mr. Kamal A. Chinoy	Member
Mr. Fahd K. Chinoy	Member

Number Of Meetings

Two HRRC meetings were held in the year.

Attendance

Mr. Arshad Mohsin Tayebaly	2/2
Mr. Mazhar Valjee	2/2
Mr. Kamal A. Chinoy	2/2
Mr. Fahd K. Chinoy	2/2

TERMS OF REFERENCE

Objectives

The Human Resource and Remuneration Committee (HRRC) is a standing committee of the Board of Directors (BoD) mandated to consider and make recommendations to the BoD on the Company's major human resource management policies, strategies and plans.

Composition

(a) Members

- The HRRC shall comprise of at least three Directors;
- Majority of these Directors shall be non-executive Directors of whom at least one member shall be an independent Director;
- The Chief Executive Officer (CEO) may be included as a member.

(b) HRRC Chair

- The Chair will be an independent Director;
- While the CEO may be a member of the HRRC, he shall not be the Chair;
- In the absence of the Chair, the remaining members may appoint another member as acting Chair for the meeting.

(c) Secretary

- The Head of HR or the Company Secretary, will act as Secretary to the HRRC as decided by the HRRC.

Tenure

(a) The tenure of the HRRC will be the same as the tenure of the BoD.

(b) The terms of reference of the HRRC will be reviewed at least every three years.

Rules

(a) Quorum:

- The quorum will be two members.

(b) Frequency of Meetings:

- The HRRC shall meet at least once in each financial year and may meet more often as desired.

(c) Notice:

- The notice of the meeting will be circulated by the Secretary HRRC preferably one week prior to the date of the meeting.

(d) Agenda:

- The agenda of the meeting shall be developed by the Management in consultation with the HRRC Chair.

(e) Documents:

- To the extent possible, notes and other related documents shall be provided for each agenda item.Efforts will be made to provide this data to the members one week prior to the meeting.

(f) Minutes:

- Minutes of the meetings will be made by the Secretary and circulated to the members within seven days of the meeting, or prior to the subsequent BoD meeting, whichever is earlier.

(g) Attendance:

- The Committee may invite any person to attend meetings;
- The Secretary shall get the signatures of each member attending the meeting and keep a record of the same;
- The CEO, if a member of the HRRC, shall not be a part of the proceedings where his/her compensation/performance is being discussed/ evaluated.

(h) Reports:

- The HRRC shall present the minutes, including findings and recommendations of the HRRC meetings to the BoD;
- The HRRC shall provide all and any related information required by the BoD.

(i) Amendments:

- The BoD may at any time amend these regulations or revoke any powers granted by it to the HRRC.

(j) Records:

- All documentation related to the holdings, proceedings and recommendations of the HRRC shall be stored with the Secretary.

Duties and Responsibilities

(a) The HRRC's recommendations will require approval of the BoD to be implemented.

(b) The HRRC will:

- Assess organization structure;
- Recommend to the BoD succession planning for business critical positions, including that of the CEO;
- Recommend to the BoD, for consideration and approval, a policy framework for determining remuneration of directors (both executive and non-executive directors and members of senior management);
- Undertake, annually, a formal process of evaluation of performance of the BoD as a whole and its committees either directly or by engaging external independent consultant and if a consultant is appointed, a statement to that effect shall be made in the Directors' report disclosing name, qualifications and major terms of appointment;
- Recommend human resource management policies to the BoD;
- Recommend to the BoD the selection, evaluation, development, compensation (including retirement benefits) of Chief Operating Officer, Chief Financial Officer, Company Secretary and Head of Internal Audit;
- Consider and approve, on recommendations of the Chief Executive Officer, the selection, evaluation, development, compensation (including retirement benefits) of for key management positions who report directly to Chief Executive Officer or Chief Operating Officer; and
- Where human resource and remuneration consultants are appointed, their credentials shall be known by the HRRC and a statement shall be made by them as to whether they have any other connection with the Company.

BOARD AUDIT COMMITTEE REPORT

Composition

The Board Audit Committee of the Board of Directors of Pakistan Cables Limited comprises of three Directors. The Chairperson is Independent Non-Executive Director, whereas the other two members are Non-Executive Directors. The Chairperson of the Board Audit Committee is financially literate (as defined within clause 27 (iii) of the Listed Companies (Code of Corporate Governance) Regulations, 2019) and the Board Audit Committee as a whole possesses significant economic, financial and business acumen.

Director's Name	Designation
Mr. Mazhar Valjee	Chair
Mr. Akbar Ali Pesnani	Member
Mr. Ali H. Shirazi	Member

Meetings and attendance

Four Board Audit Committee meetings were held during the financial year ended June 30, 2026. Details of attendance at the Board Audit Committee meetings are as follows:

Director's Name	Attendance
Mr. Mazhar Valjee	4/4 meetings
Mr. Akbar Ali Pesnani	4/4 meetings
Mr. Ali H. Shirazi	3/4 meetings

On the invitation of the BAC Chairperson, the Chief Executive Officer, Chief Financial Officer, Company Secretary, and Head of Internal Audit were present in all the Board Audit Committee meetings.

Financial statements

The Board Audit Committee has concluded its annual review of the Company's performance, financial position, and cash flows during 2025-26, and reports that:

(a) The financial statements of the Company for the year ended June 30, 2026 have been prepared on a going concern basis under requirements of the Companies Act 2017, incorporating the requirements of the Listed Companies (Code of Corporate Governance) Regulations, 2019, International Financial Reporting Standards and other applicable regulations.

(b) Reviewed and discussed the significant changes in accounting principles, financial reporting policies with management and external auditors.

(c) Reviewed the significant issues related to the financial statements, made recommendations to address these issues and followed up the actions taken by management.

(d) All related party transactions have been reviewed by the Board Audit Committee prior to approval by the Board.

(e) These financial statements present a true and fair view of the Company state of affairs, results of operations, profits, cash flows and changes in equities of the Company for the year under review.

(f) The auditors have issued unmodified audit reports in respect of the above financial statements in line with the Auditors (Reporting Obligations) Regulations, 2018 issued by SECP.

(g) The Chief Executive Officer, one director, and the Chief Financial Officer have endorsed the financial statements of the Company, while the Directors' Report is signed by Chairman and Chief Executive Officer. They acknowledge their responsibility for true and fair presentation of the Company's financial condition and results, compliance with regulations and applicable accounting standards and establishment and maintenance of internal controls and systems of the Company.

(h) Accounting estimates are based on reasonable and prudent judgment. Proper and adequate accounting records have been maintained by the Company in accordance with the Companies Act, 2017. The financial statements comply with the requirements of the Fourth Schedule to the Companies Act, 2017 and the external reporting is consistent with management processes and adequate for shareholder needs.

(i) The Company has issued a Statement of Compliance with the Listed Companies (Code of Corporate Governance) Regulations, 2019 which has also been reviewed and certified by the External Auditors of the Company.

(j) Understanding and compliance with the codes and policies of the Company has been affirmed by the members of the Board, the management and employees of the Company. Equitable treatment of shareholders has also been ensured.

(k) Trading and holding of Company's shares by Directors and Executives or their spouses and dependent children were notified in writing to the Company Secretary along with the price, number of shares, form of share certificates and nature of transaction which were notified by the Company Secretary to the Board. All such holdings have been disclosed in the Pattern of Shareholdings. The annual Secretarial Compliance Certificates are being filed regularly within stipulated time.

(l) Closed periods were duly determined and announced by the Company, precluding the Directors, the Chief Executive and executives of the Company from dealing in Company shares, prior to each Board meeting involving announcement of interim / final results, distribution to shareholders or any other business decision, which could materially affect the share market price of Company, along with maintenance of confidentiality of all business information.

Risk Management and Internal Controls

(a) The review was to ensure that the internal control system including financial and operational controls; accounting system and reporting structure are reasonably adequate and effective.

(b) The Company has developed a sound mechanism for identification of risks and assigning appropriate criticality level and devising appropriate mitigation measures which are regularly monitored and implemented by the management across all major functions of the Company and presented to the Board Audit Committee for information and review.

(c) The Internal Audit Department is responsible for providing assurance on the effectiveness and adequacy of internal control and risk management framework in managing risks within acceptable levels throughout the Company.

(d) The Board Audit Committee has met regularly with management to understand the risks that the Company faces and has reviewed the management of Company's material business, to assess the effectiveness of those systems in minimizing risks that may impact adversely on the business objectives of the Company.

Internal Audit

(a) The Company's system of internal controls is sound in design and has been continually evaluated for effectiveness and adequacy.

(b) The Board Audit Committee has ensured the achievement of operational, compliance, risk management, financial reporting and control objectives, safeguarding of the assets of the Company and shareholders' wealth, through assurances provided by the Internal Audit function.

(c) The Internal Audit function has carried out its assignments in accordance with annual audit plan approved by the Board Audit Committee. The Board Audit Committee has reviewed material Internal Audit findings, taken appropriate action where necessary or brought the matters to the Board's attention where required.

(d) The Board Audit Committee has provided proper arrangement for staff and management to report to the Board Audit Committee in confidence, concerns, if any, about actual or potential improprieties in financial and other matters. Adequate remedial and mitigating measures are applied, where necessary.

(e) The Head of Internal Audit has direct access to the Chairperson of the Board Audit Committee and the Board Audit Committee has ensured staffing of personnel with sufficient internal audit acumen and that the function has all necessary access to Management and the right to seek information and explanations.

(f) Coordination between the External and Internal Auditors was facilitated to ensure efficiency and contribution to the Company's objectives including a reliable financial reporting system.

External Auditors

(a) The statutory Auditors of the Company, M/s A.F Ferguson & Co., Chartered Accountants, have completed their audit assignment of the Company's Financial Statements, and the Statement of Compliance with the Code of Corporate Governance for the financial year ended June 30, 2026.

(b) The Board Audit Committee has discussed the audit process and the observations, if any, of the auditors regarding the preparation of the financial statements including compliance with the applicable regulations or any other issues.

(c) The Auditors attended all the Board Audit Committee meetings where their reports were discussed. The Auditors also attended General Meetings.

(d) The Board Audit Committee has recommended the appointment of M/s A.F Ferguson & Co., Chartered Accountants, as External Auditors of the Company for the year ending June 30, 2027.

Annual Report 2025-26

(a) The Company has issued a very comprehensive Annual Report which besides presentation of the financial statements and the Directors' Reports of the Company, also discloses other information much in excess of the regulatory requirements to offer an in depth understanding about the management style, the policies set in place by the Company, its performance during the year, and future prospects to various stakeholders of the Company.

(b) The information has been disclosed in the form of ratios, trends, graphs, analysis, explanatory notes and statements etc., and the Board Audit Committee believes that the Annual Report 2025-26 gives a detailed view of how the Company evolved, its state of affairs and future prospects.

The Board Audit Committee

The Board Audit Committee believes that it has carried out responsibilities to the full, in accordance with Terms of Reference approved by the Board, which included principally the items mentioned above and the actions taken by the Board Audit Committee in respect of each of these responsibilities. Evaluation of the Board's performance, which also included members of the Board Audit Committee was carried out separately and is detailed in Annual Report.

Management Team

Mr. Fahd Kamal Chinoy
(Chief Executive Officer)
MBA from INSEAD, Fontainebleau, France, BA in Economics and Political Science, University of Pennsylvania, USA.
Joined PCL in 2008.

Mr. Waqas Mahmood
(Chief Financial Officer)
FCA, Institute of Chartered Accountants of Pakistan, B. Com, University of Karachi.
Joined PCL in 2008.

Mr. Arshad Shafiq
(Director Operations)
B.E, NED University,
MBA, IBA Karachi.
Joined PCL in 2021.

Mr. Aadil Riaz
(Director HR, ER/IR & Admin Services)
LLB, University of Karachi,
Associate CIPD UK, MBA, PIMST Karachi.
Joined PCL in 2022.

Ms. Mariam Durrani
(Director Marketing and Brands)
MBA in Marketing from
SZABIST, Karachi.
Joined PCL in 2015.

Mr. Salman Tahir
(Director Sales and New Business Ventures)
MBA, Institute of Business Administration (IBA)
Joined PCL in 2011.

Ms. Natasha Mohammad
(Company Secretary & Head of Legal Affairs)
Barrister at Law, LLB (Hons), University of Buckingham.
Joined PCL in 2020.

Mr. Atta-ul-Hai Khan
(General Manager Technical)
B.E. (Mechanical Technology), NED University.
Joined PCL in 2014.

Mr. Azmatullah Bhalli
(General Manager Regional Sales Central)
MBA, University of Oklahoma, USA.
BSE-Eng, UET Lahore.
Joined PCL in 1999.

Mr. Imran-ul-Ghani Mirza
(General Manager ER/IR & Admin)
LLB, University of Karachi,
MPA, Masters in Industrial Psychology, University of Karachi.
Joined PCL in 2015.

Mr. Muhammad Danish Kazmi
(General Manager Metal Rod Plant and PVC)
BE (Polymer), M. Phil,
Hamdard University, Karachi.
Joined PCL in 2019.

Mr. Noor-Ul-Hasnain Malik
(General Manager Production Wire & Cables)
BA, Karachi University,
DAE (Electrical), Sindh Board of Technical Education.
Joined PCL in 1993.

Syed Muhammad Hasan
(General Manager Internal Audit)
ACMA, Certified Management Account
Certified Management Accountant (USA)
Pubic Finance Accountant. (PFA)
Joined PCL in 2015.

Ms. Saima Naveed
(Head of Information Technology)
MS in Computer Sciences, SZABIST.
BS FAST.
Joined PCL in 2025.

Mr. Shahid Jumani
(General Manager Supply Chain)
B.E. (Industrial Manufacturing), NED University, MBA - SZABIST, Karachi.
Joined PCL in 2017.

Mr. Abdul Wassey Qureshi
(Senior Manager Quality, Health, Safety & Environment)
Master in Environmental Science,
Bachelors in Chemical Technology,
University of Karachi.
Joined PCL in 2010.

Syed Fuzail Ahmed
(Senior Sales Manager North)
MBA Marketing, University of Arid Agricultural, Rawalpindi.
Joined PCL in 2014.

Mr. Khurram Shahzad
(Senior Manager - Trade)
MBA- Marketing, Bahauddin Zakariya University.
Joined PCL in 2003.

Mr. Khurram Shaikh
(Senior Manager Production)
BE - (Electrical Engineering), Mehran University of Engineering & Technology.
Joined PCL in 2024.

Mr. Marazban Godrej Talati
(Senior Manager Budgeting & Costing)
ACMA- Institute of Management Accountants of Pakistan.
Joined PCL in 1994.

Mr. Muhammad Sarfaraz
(Senior Manager Finance)
ACA, Institute of Chartered Accountants of Pakistan
Joined PCL in 2025.

Organizational Structure

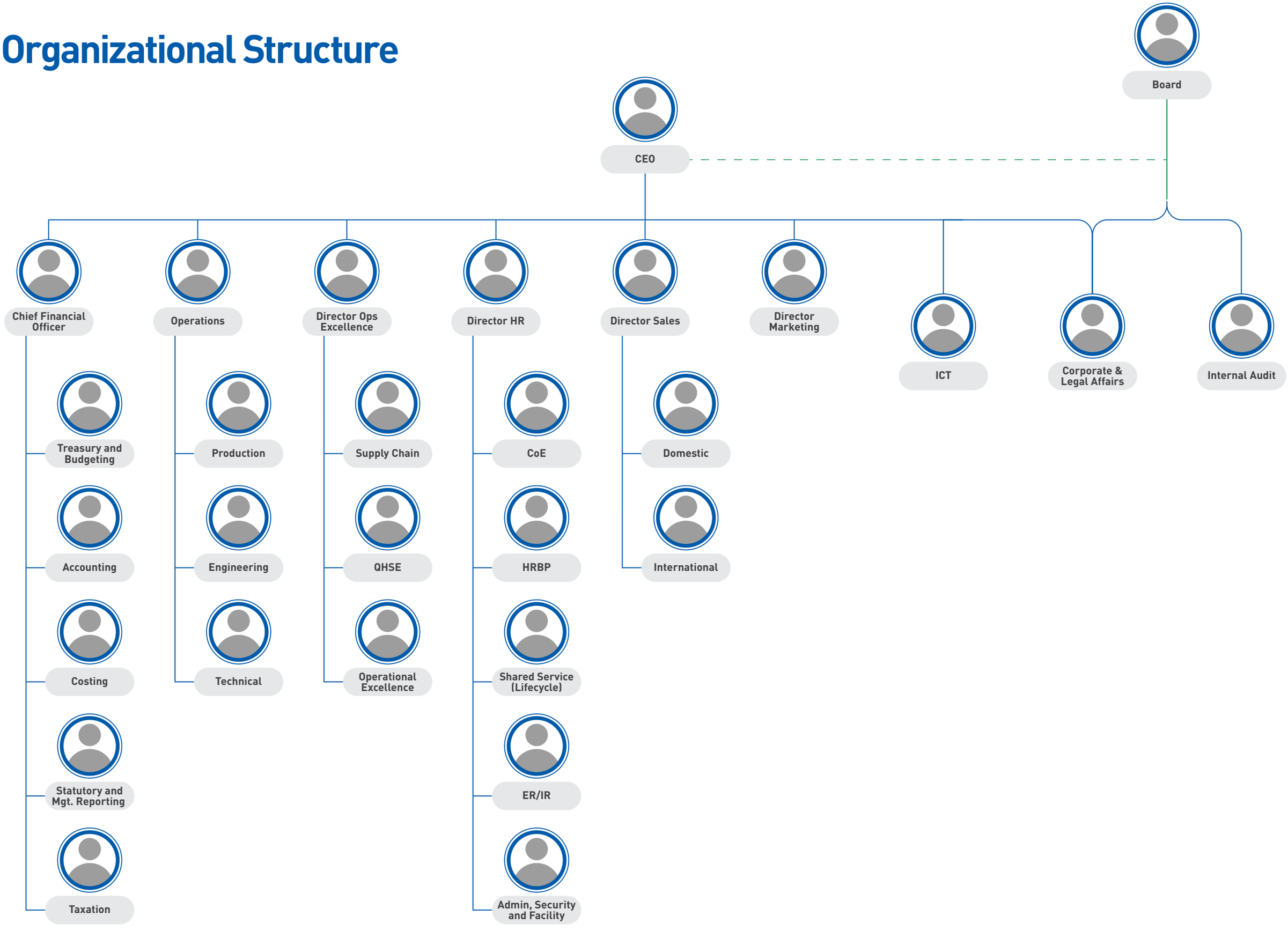

Chairman's Review

On behalf of the Board, I am pleased to present the Annual Report and Audited Financial Statements of the Company for the year ended June 30, 2026 to our valued shareholders.

The financial year 2025–26 witnessed a gradual improvement in Pakistan's economic environment, supported by macroeconomic stabilization, easing inflation, a stable exchange rate, improving foreign exchange reserves, and positive momentum in the capital markets. Nevertheless, the business environment remained challenging as instability due to the Middle East crisis contributed to higher fuel costs, continued volatility in international copper and aluminium prices, and heightened uncertainty across global supply chains.

Despite these challenges, the Company continued to demonstrate operational resilience through various efforts. These efforts, together with disciplined execution across the business, enabled your Company to achieve a turnaround of Rs. 957 million, from a Loss Before Tax of Rs. 368 million in the previous year to a Profit Before Tax of Rs. 589 million in the current year. The Company took a charge for minimum tax carried forward from a prior year, which resulted in a higher tax charge during the year. Consequently, Profit After Tax stood at Rs. 166 million, translating into earnings per share of Rs. 3.05. The successful consolidation of manufacturing operations at the Nooriabad facility further strengthened the Company's operational capabilities.

During the course of the year, your Company continued to promote its brand and products while seeking new opportunities for growth. The emphasis was on both domestic and export markets, and your Company continued to hold its position as the leading exporter of wire and cables from Pakistan. The Company has invested in growing its export presence and was able to broaden its footprint globally.

Nooriabad factory's focus on sustainable practices and environmentally friendly measures has garnered praise from both the local community and regulatory authorities. Our 2.3 MW solar plant at Nooriabad has been successfully energized and an Effluent Treatment Plant is operational, reflecting our commitment to sustainable energy and our dedication to environmentally responsible practices. Going forward, Company is also expected to benefit from a captive 7.5 MW wind power plant through a Build, Own and Operate arrangement with Burj Clean Energy Modaraba.

During the year, a type test certification from KEMA for 35 kV Medium Voltage Cables was successfully achieved. This is the highest voltage grade successfully type tested by a Pakistani company by KEMA.

Governed by the Company's CSR vision to transform lives, ASCEND, the Company's first Cooperative Education Program to promote women in Science, Technology, Engineering, Arts & Mathematics successfully completed its first cycle. The Company extended ASCEND by renewing its partnership with NED University, Karachi and onboarded Mehran University of Engineering and Technology (MUET), Jamshoro for the first time.

The Board of Directors and its Sub-Committees worked with a marked level of diligence and proficiency to best advice and guide the Company towards achieving its potential. The Company has two (2) committees to assist the Board for its optimal performance:

- Board Audit Committee
- Human Resource and Remuneration Committee

The terms of reference and details about the members of the above committees are provided on page nos. 61 to 63 and 59 to 60 respectively of the Annual Report. The Company has a diverse and competent Board of Directors which holds to the Company's vision and mission with the ultimate goal of serving the interests of stakeholders. Our unwavering commitment to the Company's Values (Teamwork, Agility, Passion, Innovation, and Transparency) helps us to foster a conducive work environment for our employees. The Company ensures that it has the best possible talent, from all backgrounds, driving our growth and innovation. We strive for everyone within the Company to take pride in their work, with a strong belief in the Company's commitment to being trusted not to compromise.

The Board of Directors leads and guides the Company through strategic planning with a focus on the future. The Company has implemented a strong governance framework that supports effective and prudent management which is regarded as instrumental in achieving long-term success. The Board of Directors has reviewed the Annual Report and Financial Statements, and is pleased to confirm that in its view, the Annual Report and the Financial Statements, taken as a whole, are fair, balanced and comprehensive.

An annual self-assessment is carried out to determine the effectiveness and performance of the Board of Directors as a whole including the Board Subcommittees. The assessment carried includes critical areas such as strategic planning, composition of the Board, policies and procedures and the Board & CEO's effectiveness. The outcome of this assessment is that the Directors are engaged in strategic matters, have put in place the required controls and disseminated all the necessary information in a timely manner. The Directors are of the opinion that the Independent Directors are equally involved in all decision-making matters.

The Company's internal control system is designed to ensure the effective and efficient management of its operations, safeguard its assets, and promote accountability and transparency. The Board of Directors have reviewed the adequacy of the system's design and its continued operation throughout the period. The system includes a clear organizational structure, well-defined processes and protocols, and a strong risk management framework. The internal control environment and procedures are regularly reviewed by internal audit and are being monitored to ensure ongoing effectiveness.

Looking ahead, on a broader level, macroeconomic developments offer an outlook of measured growth. We remain optimistic that our expansion and consolidation in Nooriabad has now positioned the Company well to benefit from a recovery in demand, which should in turn drive growth.

The demand landscape for your Company's products, in the medium to long term, should benefit the transition from conventional energy sources to renewables, along with grid upgradation and infrastructure roll-out. We are committed to becoming a more sustainable business.

We are grateful for the sustained trust and confidence our stakeholders have placed in the Company. This support has been crucial in enabling us to provide world-class, innovative products.

Mustapha A. Chinoy
Chairman

کمپنی کا اندرونی انضباطی سسٹم اس کے آپریشنز کے مؤثر اور عمدہ انتظام، اثاثہ جات کی حفاظت اور جوابدہی اور شفافیت کے فروغ کے لئے وضع کیا گیا ہے۔ بورڈ آف ڈائریکٹرز نے سسٹم کے ڈیزائن کی افادیت اور اس کے آپریشنز کی روانی کی بابت پورے سال میں اس کا بھرپور جائزہ لیا ہے۔ اس نظام میں شفاف ادارہ جاتی ڈھانچہ، انتہائی مربوط طریق عمل واصول اور مضبوط رسک مینجمنٹ فریم ورک شامل ہیں۔ داخلی نظم وضبط کا ماحول اور طریقہ کار پر داخلی آڈٹ باقاعدہ نظر ثانی کرتی ہے اور ان کی نگرانی کی جاتی ہے تاکہ جاری تاثیر کو یقینی بنایا جاسکے۔

مستقبل کے وسیع تناظر میں، کلی اقتصادی پیش رفت ملی جلی نمو کا اشارہ دیتی ہے۔ ہم پر امید ہیں کہ نوری آباد میں ہماری توسیع اور استحکام نے کمپنی کو طلب میں بہتری سے مستفید ہونے کے قابل بنادیا ہے جو جواب میں ترقی کو آگے بڑھائے گی۔

وسط سے طویل مدت تک آپ کی کمپنی کی پروڈکٹس کی طلب توانائی کے روایتی ذرائع سے قابل تجدید ذرائع میں تبدیلی کے لئے مدد کرے گی۔ جس میں گرڈ کی اپ گریڈیشن اور انفراسٹرکچر رول آؤٹ شامل ہے۔ ہم مزید مضبوط کاروبار بننے کے لئے کوشاں ہیں۔

ہم کمپنی پر جاری بھروسے اور اعتماد کے لئے تمام اسٹیک ہولڈرز کا تہہ دل سے شکریہ ادا کرتے ہیں۔ اس سپورٹ نے ہمیں عالمی معیار کی جدید مصنوعات فراہم کرنے میں مدد دی ہے۔

مصطفیٰ اے چنائے
چیئرمین

چیئرمین کا تجزیہ

بورڈ کی جانب سے میں اپنے معزز شیئر ہولڈرز کو 30 جون 2026ء کو اختتام پذیر سال کے لئے کمپنی سالانہ رپورٹ اور پڑتال شدہ مالیاتی اسٹیٹمنٹس ازراہِ مسرت پیش کرتا ہوں۔

مالیاتی سال 2025-2026 میں پاکستان کے معاشی ماحول میں بتدریج بہتری سامنے آئی جس میں کلی اقتصادی استحکام، مہنگائی میں کمی اور مستحکم شرح مبادلہ، غیر ملکی زرمبادلہ کے ذخائر میں اضافہ اور سرمایہ داری منڈیوں میں مثبت پیش رفت شامل ہے۔ علاوہ ازیں، کاروباری ماحول مشکل رہا کیونکہ مشرق وسطیٰ بحران کے باعث عدم استحکام ایندھن کی قیمتوں میں اضافے کا باعث بنا اور عالمی سطح پر کاپر اور ایلومینیم کی قیمتوں میں اتار چڑھاؤ جاری رہا۔ نتیجتاً عالمی سپلائی چین میں بے یقینی کے بادل منڈلاتے رہے۔

ان مشکلات کے باوجود، کمپنی نے اپنی کاوشوں کے ذریعے آپریشنل عمدگی کا مظاہرہ کیا۔ ان کوششوں اور کاروبار کے تمام شعبوں میں نظم وضبط کے ساتھ مؤثر عمل درآمد کی بدولت، آپ کی کمپنی نے 957 ملین روپے کی نمایاں بہتری حاصل کی، جس کے باعث گزشتہ سال 368 ملین روپے کے قبل از ٹیکس خسارے کے مقابلے میں موجودہ سال میں 589 ملین روپے کا قبل از ٹیکس منافع حاصل ہوا۔
کمپنی نے گذشتہ برس سے متعلق کم از کم ٹیکس کو آگے منتقل کیے جانے کے باعث اس کی مد میں چارج لیا، جس کے نتیجے میں نفع علاوہ ٹیکس 166 ملین روپے رہا، جس کے باعث فی حصص آمدنی 3.05 روپے رہی۔ نوری آباد فیکٹری میں صنعتی امور کے کامیاب آغاز سے کمپنی کی آپریشنل استعداد میں اضافہ ہوا جس سے پیداواری عمل میں بہتری آئی اور لاگت کو کنٹرول کرنے میں مدد ملی۔

رواں برس کے دوران، آپ کی کمپنی ترقی کے نئے مواقع تلاش کرنے کے ساتھ ساتھ اپنی برانڈ اور مصنوعات کی تشہیر پر عمل پیرا رہی۔ ملکی و برآمدی منڈیوں پر بھی بھرپور توجہ دی گئی اور نتیجتاً آپ کی کمپنی پاکستان سے وائر اور کیبلز کی برآمد میں سرفہرست رہنے میں کامیاب ہوئی۔ کمپنی نے اپنی برآمدی حیثیت کو بڑھانے میں سرمایہ کاری کی اور عالمی سطح پر اپنے قدم جمانے میں کامیاب رہی۔

پائیدار امور اور ماحول دوست اقدامات کی جانب نوری آباد فیکٹری میں انتظامیہ کی بھرپور توجہ نے مقامی آبادی اور ریگولیٹری اتھارٹیز سے بھرپور داد وصول کی۔ نوری آباد میں ہمارا 2.3 میگاواٹ کا سولر پلانٹ کامیابی سے فعال ہو چکا ہے اور فاضل مادوں کے اخراج کا پلانٹ بھی فعال ہو چکا ہے جو پائیدار توانائی کی جانب ہمارے عزم اور ماحولیاتی ذمہ داری کے امور کی جانب ہمارے جذبہ کی عکاسی کرتا ہے۔ مستقبل میں، کمپنی برج کلین انرجی مضاربہ کے اشتراک سے تعمیر، ملکیت اور آپریٹ انتظامات کے تحت 7.5 میگاواٹ کے مقید ونڈ پاور پلانٹ سے مستفید ہوگی۔

رواں برس کے دوران، 35kV میڈیم وولٹیج کیبل کے لئے KEMA سے ٹیسٹ ٹائپ ویریفکیشن حاصل کی گئی۔ KEMA کی جانب سے کسی بھی پاکستانی کمپنی کے لئے یہ بلند ترین وولٹیج گریڈ ٹائپ ٹیسٹ کا کامیاب حصول ہے۔

زندگی کو بدلنے کے لئے کمپنی کے CSR ویژن کے زیر انتظام سائنس، ٹیکنالوجی، انجینئرنگ اور ریاضی (STEM) میں خواتین کو خود مختار بنانے کے لئے کمپنی کے پہلا کوآپریٹو ایجوکیشن پروگرام ASCEND نے کامیابی سے اپنا پہلا سیشن مکمل کیا ہے۔ کمپنی نے NED یونیورسٹی کراچی سے اپنی شراکت داری کی تجدید نو کے ذریعے ASCEND کو پھیلایا ہے اور پہلی مرتبہ مہران یونیورسٹی آف انجینئرنگ اینڈ ٹیکنالوجی (MUET)، جامشورو کے ساتھ ہاتھ ملایا ہے۔

بورڈ آف ڈائریکٹرز اور اس کی ذیلی کمیٹیوں نے کمپنی کو اپنی بھرپور استعداد حاصل کرنے کی جانب مشاورت اور رہنمائی کے لئے مستعدی اور کارکردگی کی اعلیٰ سطح حاصل کرنے میں مدد کی۔ مربوط کارکردگی کے لئے بورڈ کی معاونت کی غرض سے کمپنی دو (2) کمیٹیوں کی حامل ہے۔

- بورڈ آڈٹ کمیٹی
- ہیومن ریسورس اینڈ ریمونریشن کمیٹی

مذکورہ بالا کمیٹیوں کے اراکین سے متعلق شرائط اور تفصیلات سالانہ رپورٹ کے صفحات 61 تا 63 اور 59 تا 60 میں تحریر کی گئی ہیں۔ کمپنی ایک متنوع اور قابل بورڈ آف ڈائریکٹرز کی حامل ہے جو اسٹیک ہولڈرز کے مفادات کی حفاظت کے حتمی ہدف کے ساتھ کمپنی کے ویژن اور مشن پر عمل پیرا ہے۔ کمپنی کی اقدار (ٹیم ورک، مستعدی، جذبہ، جدت اور شفافیت) کی جانب ہمارا غیر متزلزل عزم ہمیں اپنے ملازمین کے لئے سازگار ماحول قائم کرنے میں مدد کرتا ہے۔ کمپنی یقینی بناتی ہے کہ اس کے پاس قابل عملہ ہے جو ہر قسم کے پسِ منظر سے تعلق رکھتا ہے اور ہماری ترقی اور جدت کو مزید تقویت دیتا ہے۔ ہماری کوشش جاری ہے کہ کمپنی میں کام کرنے والے تمام افراد اپنے کام پر فخر کریں اس یقین کے ساتھ کہ کمپنی کے عزم پر کوئی سمجھوتہ نہ ہو۔

بورڈ آف ڈائریکٹرز اسٹریٹجک منصوبہ بندی کے ذریعے آئندہ کے لائحہ عمل پر کمپنی کی رہنمائی کرتا ہے۔ کمپنی نے مضبوط گورننس فریم ورک نافذ کیا ہے جو مؤثر اور قابل انتظامیہ کی معاونت کرتا ہے جو طویل مدتی کامیابیاں حاصل کرنے کے لئے انتہائی اہم ہے۔ بورڈ آف ڈائریکٹرز نے سالانہ رپورٹ اور مالیاتی اسٹیٹمنٹس کا جائزہ لیا ہے اور یہ توثیق کرنے میں خوشی کا اظہار کرتے ہیں کہ ان کی نظر میں سالانہ رپورٹ اور مالیاتی اسٹیٹمنٹس مجموعی طور پر معقول، متوازن اور جامع ہیں۔

بورڈ آف ڈائریکٹرز اور اس کی ذیلی کمیٹیوں کی کارکردگی کا تعین کرنے کے لئے بورڈ از خود سالانہ جائزہ لیتا ہے۔ عمل میں لائے جانے والے جائزہ میں اہم شعبے یعنی اسٹریٹجک پلاننگ، بورڈ کی ترکیب، پالیسیاں اور طریقہ ہائے کار بورڈ اور CEO کی مؤثر کارکردگی شامل ہیں۔ اس جائزے کے نتائج یہ ہیں کہ ڈائریکٹرز اسٹریٹجک معاملات میں دلچسپی لیتے ہیں جو در کار کنٹرولز میں اپنا کردار ادا کرتے ہیں اور تمام تر ضروری معلومات کو بروقت تقسیم کرتے ہیں۔ ڈائریکٹرز کی رائے میں خود مختار ڈائریکٹرز فیصلہ سازی کے تمام تر عمل میں اپنا مساوی کردار ادا کرتے ہیں۔

Directors' Report

The Board of Directors are pleased to present the 73rd Annual Report along with the audited accounts of Pakistan Cables Limited (the "Company") for the year ended June 30, 2026.

Overview of the Company

The Company is a pioneer in Pakistan's cable industry. The Company is principally engaged in the manufacture of conductors, cables and wires for transmission and distribution of electricity since 1953. The Company also produces PVC compound, Copper Rod, Aluminium Rod and wiring accessories as part of its portfolio of products. As such, the Company is integrated upstream for three of its critical raw material inputs, in the form of state-of-the-art Copper Rod, Aluminium Rod and PVC compounding plants.

During the year, the Company completed the transition of its manufacturing operations from its factory at SITE, Karachi to its state-of-the-art manufacturing facility at Nooriabad, Sindh, spread over 42 acres. The Company also completed the sale of its old factory premises, marking the culmination of its relocation program. The new facility significantly enhances production capacity, improves operational efficiencies, and supports the demand for high-quality cables, conductors, and related products. Equipped with advanced manufacturing technologies, including Pakistan's first 69 kV Continuous Catenary Vulcanization (CCV) line, aluminium rod manufacturing, PVC compounding facilities, renewable energy infrastructure, and modern testing laboratories, the Nooriabad plant strengthens the Company's technological leadership and export competitiveness. The facility also reflects its commitment to sustainability through initiatives such as solar power generation, water treatment systems, and large-scale urban forestry, positioning the Company for long-term growth and operational excellence.

Performance Review

Development of Business

The year under review was defined by the Company translating its consolidated manufacturing base at Nooriabad into tangible gains in capability, certification and market reach. With the facility now operating through a full cycle, management's attention moved from commissioning to extracting value, deepening the Company's technical differentiation, widening its qualified product range, and converting long-cultivated relationships in the utility and export markets into a maturing order pipeline.

Upstream integration continued to underpin the Company's competitiveness. With the Aluminium Rod plant and the expanded PVC Compounding plant now contributing across a full operating cycle, alongside the Company's established Copper Rod capability, the Company exercises direct control over the quality and availability of three of its most critical raw material inputs, supporting dependable delivery to customers.

A defining milestone of the year was the Company becoming the first manufacturer in Pakistan to pass the rigorous KEMA type test for 35 kV medium-voltage cables — the first time a cable of such a high-voltage grade produced in Pakistan has been certified by KEMA, the Netherlands-based global benchmark for energy-cable testing. The achievement extends a legacy that began in 1984, when the Company became the first in Pakistan to earn KEMA certification, and provides independent, internationally recognised validation that its 35 kV cables can withstand extreme operational stress. Together with the state-of-the-art, German-engineered 69 kV CCV line in production at Nooriabad, the certification materially strengthens the Company's proposition for high-specification infrastructure, industrial and utility projects.

The Utilities segment emerged as a particular avenue for growth, spanning overhead conductors, control cables and medium-voltage power cables. Demand here is being shaped by the national grid's need for upgradation and reinforcement, and the Company's business development efforts in this segment are steadily maturing as distribution and transmission utilities firm up their capital plans and move procurement into the tendering stage. The Company is well positioned to participate, particularly through its high-temperature, low-sag ACCC® conductor technology, offered in collaboration with CTC Global Inc., USA, which enables utilities to raise the current-carrying capacity of existing transmission corridors while reducing line losses. This is an increasingly compelling proposition as the sector prioritises efficiency, reliability and faster capacity addition without the cost and lead time of new right-of-way.

On the export front, the Company reinforced its standing as Pakistan's leading exporter of wires and cables, serving over 45 international markets. Export development remains a strategic priority — both to diversify the Company's revenue base and to establish its brand in markets where independent quality certification is a prerequisite to entry.

Product differentiation through safety and specialisation remained central to the Company's positioning. The Company's Low Smoke Zero Halogen (LSZH) power cables are type-tested by KEMA, and it maintains an in-house flame-propagation testing laboratory, enabling it to serve projects where fire performance and occupant safety are decisive.

The rapid solarisation of Pakistan's energy landscape, across rooftop, commercial and utility-scale installations, has opened a fast-growing avenue for the Company's solar DC cables. As the first in the country to earn international TUV certification for locally manufactured solar DC cables, the Company is well placed to capture this demand as households, businesses and developers accelerate their shift to renewable generation.

Taken together, these capabilities allow the Company to serve customers whose projects demand documented, independently verified performance, a part of the market where trust and traceability command a premium.

Digital campaigns rolled out to promote brand awareness and recall

Business Performance

Pakistan's economy showed signs of recovery during FY2025-26, supported by prudent macroeconomic policies, easing inflation and continued implementation of structural reforms under the IMF's Extended Fund Facility (EFF). GDP growth rate was recorded at 3.70% FY 2025-26 (up from 3.18% in FY2024-25), the highest in the last 4 years, despite facing severe floods and regional challenges. The State Bank of Pakistan continued its monetary easing cycle, keeping the policy rate stable during the year as inflation moderated. The rupee remained largely stable against the US Dollar throughout the year, reflecting improved foreign exchange reserves and a stronger external account. S&P Global Ratings upgraded Pakistan's sovereign credit rating to 'B' from 'B-' with a stable outlook. Pakistan also successfully met key IMF program benchmarks, resulting in the release of subsequent tranches and reinforcing macroeconomic stability. During the latter part of the year, geopolitical tensions arising from the Iran–US conflict led to increased volatility in global energy markets, causing crude oil prices to rise and creating inflationary pressures for oil-importing economies, including Pakistan. Additionally, the imposition of higher tariffs by the United States on imports from several trading partners heightened uncertainty in global trade. While economic activity is expected to continue improving, downside risks remain, which include simmering geopolitical tension and the potential for rising oil and commodity prices. This could adversely impact overall economic growth, thereby posing risks to the macroeconomic stability achieved during the year.

The construction sector remained subdued during the year despite an improving macroeconomic environment. Demand from the residential and commercial segments continued to be constrained by cautious private sector investment, elevated construction costs and a gradual recovery in consumer spending. Consequently, the local wire and cable market experienced stable demand, resulting in a competitive business environment.

The Company achieved sales of Rs. 33.8 billion during the year, which is 16% higher compared to last year's sales of Rs. 29.1 billion. Gross profit for the year amounted to Rs. 3,514.1 million (10.4% of sales), compared to last year's gross profit of Rs. 3,026.1 million (10.4% of sales). Marketing, selling and distribution costs for the year amounted to Rs. 1,249.3 million as compared to Rs. 973.7 million in the last year. The increase is mainly on account of higher advertising and carriage & forwarding expenses. Finance costs for the year are Rs. 2,272.8 million compared to Rs. 2,432.2 million in the previous year. The Share of profit from Associate amounting to Rs. 419.8 million relates to PCL's investment in Chinoy Engineering & Construction (Pvt.) Limited (CECL).

Profit Before Tax for the year stood at Rs. 589 million, compared to a Loss Before Tax of Rs. 368 million in the previous year, representing a turnaround of Rs. 957 million during the year. The Company took a charge for minimum tax carried forward from a prior year, which resulted in a higher tax charge during the year. Consequently, profit after tax is Rs. 166.2 million compared to a Loss After Tax of Rs. 280.6 million in same period of last year. This resulted in Earnings Per Share of Rs. 3.05 in the current year as compared to Loss Per Share of Rs. 5.15 in same period of last year.

For the current year, the Directors have not recommended any dividend. The appropriation of profit will be as under:

		2025-26 Rs. '000
The net profit after tax amounted to		166,206
Other comprehensive loss – net of tax		(13,813)
Total comprehensive profit		152,393
Transfer from surplus on revaluation of land and building – net of deferred tax		3,306
Transferred to equity on disposal of an asset ended June 30, 2026		3,215,844
To this is added un-appropriated loss brought forward from last year		(316,337)
		3,055,206
APPROPRIATIONS:		
Transfer to General Reserve for the year ended June 30, 2025		-
Leaving un-appropriated profit to be carried forward		3,055,206
		3,055,206
Earnings per share	Rs.	3.05
Subsequent Effects		
Transfer to General Reserve		3,000,000

Reasons for not declaring dividend

The Company has not declared a dividend since the Company is experiencing higher borrowing level owing to increased working capital requirements.

Global Copper and Aluminum Scenario

The prices of cables, conductors, copper and aluminium rod are closely linked to the global markets for Copper and Aluminium. Both base metals are traded on the London Metal Exchange (LME), the world's premier non-ferrous metals market. The price of both these metals is determined at the LME and any fluctuations in Copper or Aluminium prices have a direct effect on the pricing of our products.

Copper prices remained highly volatile during the year, driven by US tariff uncertainties, geopolitical conflict, green technology and data center driven demand, coupled with supply-side constraints. The prices rose to an unprecedented record high in the latter half of the year with copper ranging between USD 12,000 – 13,800/MT, while aluminium ranged between USD 2,900 – 3,700/MT. The Middle East crisis further increased market volatility by disrupting shipping routes, raising freight and insurance costs, and creating concerns over the supply of raw materials and metals.

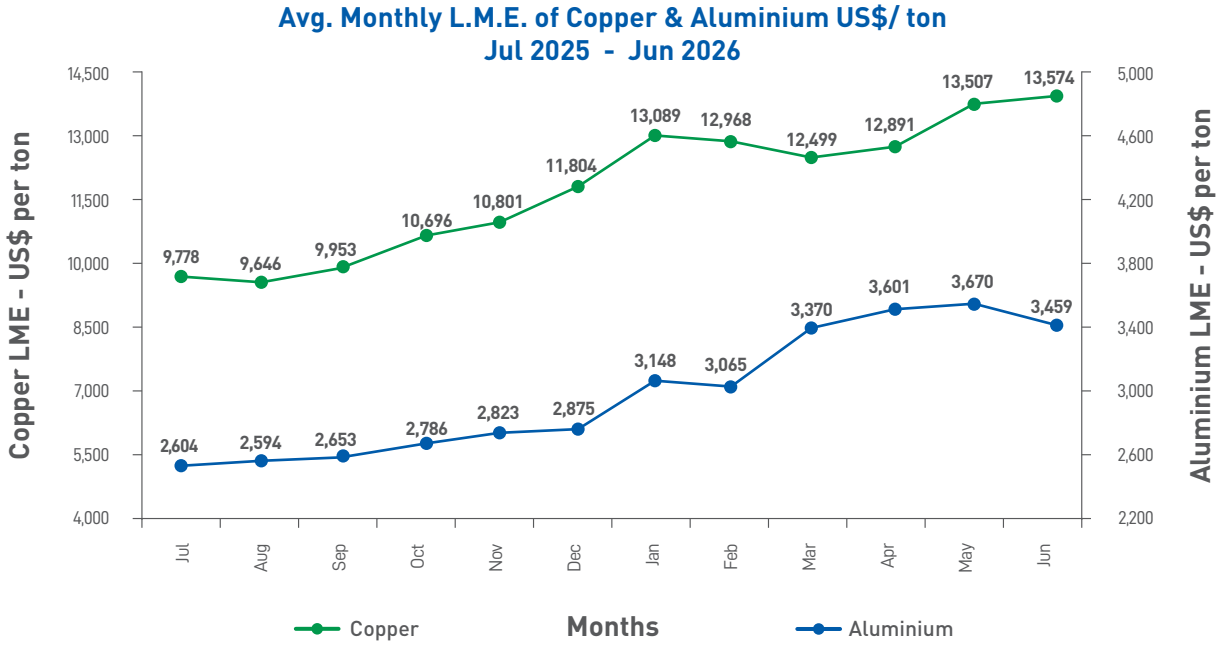

Cash Flow and Liquidity

The Company is constantly monitoring cash flow to ensure overall liquidity. During the financial year, the Company had a cash outflow from operations due to higher working capital requirements, as the value of inventory increased substantially due to rising raw material prices, and as Trade Debts were elevated.

Contribution to National Economy

The Company's contribution to the National Exchequer by way of taxes, levies, sales tax, etc. amounted to Rs. 6,135 million during the year (2024-25: Rs. 5,697 million).

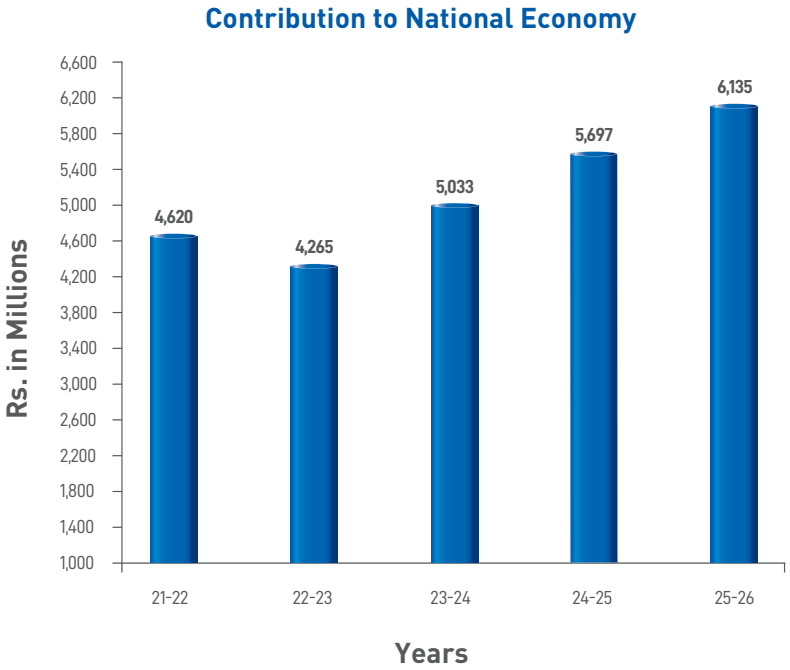

Material Changes

- The Company's registered office shifted from B-21, Pakistan Cables Road, S.I.T.E., Karachi, Sindh to Pakistan Cables Limited, Arif Habib Centre, 1st Floor, 23 M.T. Khan Road, Karachi, Sindh.
- Mr. Mustapha A. Chinoy was reappointed as the Chairman of the Board of Directors.
- Mr. Fahd K. Chinoy was reappointed as the Chief Executive Officer of the Company.
- The Company successfully issued rated, unsecured and privately placed Short Term Sukuk amounting to Rs. 4,000,000,000/- (Rupees Four Billion Only) having a tenor of 6 months for the purpose of meeting the working capital requirements of the Company. The instrument has been rated A-1 by VIS Credit Rating Agency.

Human Capital

The Human Resource (HR) team is actively engaged in developing, supporting, encouraging, and enabling the employees–building capacity of the Company. The Human Resource team facilitates the Company by harnessing human potential and channeling it in the right direction; towards the achievement of the Company's vision and mission. It is responsible for identifying, recruiting, training and staffing needs of respective departments and devises hiring strategies for bringing in the right people in the Company. Moreover, there is a strong emphasis on employee engagement and ensuring that the values of the Company are continuously upheld.

HR - Succession Policy

The Board of Directors has approved a Succession Planning Policy that allows the Company to identify and appropriately train employees to fill vacancies in key positions, thereby ensuring a smooth transition of responsibilities and effective continuity of operations. High potential employees are identified through a structured process of talent management through multi staged assessment techniques resulting in development plans of high potential employees identified for active bench strength. During FY 2025-26, succession planning was further strengthened by evaluating all Manager and above critical roles and identifying successors for key leadership positions. This framework not only helps identify top performers, it also ensures the Company cultivates a pipeline of talent capable of driving it forward.

Industrial Relations

- The industrial relations team assists the management in creating an enabling work environment by ensuring that the Company meets its social and legal responsibilities towards its employees including employment conditions, quality of work life and maintaining Health, Safety and Environment (HSE) standards.

- The total number of employees as on June 30, 2026 was 562. The relationship with the employees remained cordial and conducive during the year.

Diversity, Equity and Inclusion and Equal Employment Opportunities

- Equal treatment for all employees and ensuring a discrimination free environment is one of the main features of the Company's objectives. The Company recognizes the role of people with diverse and multicultural backgrounds and belief systems.

- The Company provides equal employment opportunities to all employees and applicants for employment and prohibits discrimination and harassment of any type without regard to race, color, religion, age, sex, national origin, disability status, genetics, sexual orientation, gender identity or expression, or any other characteristic protected by the law. The Company follows this for all terms and conditions of employment, including recruiting, hiring, placement, promotion, termination, layoff, recall, transfer, leaves of absence, compensation and training.

- In particular, the Company strives towards providing an empowering, safe and conducive environment for women. Currently female employees constitute 9.54% of the Management workforce. The Company will continue to focus towards inducting more females at all management levels. The Company has celebrated events like International Women's Day and continues to conduct awareness and learning sessions on inclusivity and sensitization.

- Introduction of a Phased Return-to-Work Program for New Mothers, providing structured flexibility for six months following maternity leave through hybrid working arrangements, phased reintegration and regular manager support, helping improve employee wellbeing and retention of female talent.

- The Company believes in its policy on Diversity, Equity & Inclusion, which underlines the commitment to establishing a thoroughly diversified and inclusive culture across the Company.

Empowering women through legal literacy sessions conducted by Legal Aid Society

Employing People with Disabilities (PWD)

The Company considers it a social and moral responsibility to accommodate people who are differently-abled and ensure that their needs are not a barrier to their employment. Currently there are twelve people who are differently-abled employed with the Company. The Company's new factory in Nooriabad is being designed to have access points and facilities in place for people with disabilities.

Anti-Harassment Policy

To confirm the Company's commitment to eliminate all forms of discrimination, bullying, harassment and victimization in the Company that can create a threatening and intimidating work environment and adversely affect job performance, health and well-being of employees, a revised Anti-harassment Policy was introduced in accordance with the "Protection Against Harassment of Women at Workplace Act 2010". It includes formation of an inquiry committee to enquire into complaints and designation of competent authority. This policy is a guideline to identify acceptable and unacceptable behaviors and provides common understanding of reporting and reprimand mechanism. The Anti-Harassment Policy has also been cascaded through learning sessions across the Company. The Company's Code of Conduct includes provisions for protection against harassment at the workplace in line with the Anti-Harassment Policy. Copies of the Code of Conduct are prominently displayed at conspicuous places.

Merit-Based Recruitment

The Company follows a transparent and merit-based recruitment process designed to attract the best talent while ensuring equal employment opportunities for all candidates. Competency-based assessments, structured interviews and objective evaluation criteria are applied across all hiring decisions. The Company continues to strengthen its employer brand through graduate trainee, internship and university engagement programs to build a sustainable future talent pipeline.

Performance Appraisal

The Company's performance appraisal policy is carefully designed to uphold transparency, fairness, and continuous improvement through a structured and objective framework used to reward the top performers of the organization. Anchored in digitalized objective setting, the Company's performance management system ensures that goals cascaded down from the organizational objectives of the leadership are clearly defined through SMART objective setting technique. The Company's digital platform facilitates real-time tracking and adjustments, enabling both employees and managers to remain aligned and focused on key priorities. This system empowers the employees to take ownership of their performance and career growth, cultivating a culture rooted in accountability and achievement.

Elevation, Reward and Motivation

The Company maintains a performance-driven culture where elevations and career progression are based on merit, capability and business requirements. The TAPIT Reward & Recognition Program continued to recognize employees who demonstrate the Company's core values of Teamwork, Agility, Passion, Innovation and Transparency (TAPIT). During FY 2025-26, the Company further strengthened its recognition culture by expanding the TAPIT Semi-Annual Awards for Workers, complementing the existing TAPIT Spot Awards and reinforcing appreciation across all employee groups.

Training and Development

The Company continues to invest in employee capability development through structured technical, functional and behavioral learning programs. Following insights from the Employee Engagement Survey, several organization-wide development initiatives were implemented, including Email Etiquette training, Talent Management and leadership development interventions. Employees continue to receive learning opportunities in areas such as Artificial Intelligence, Digital Transformation, Leadership, Project Management, Data Analytics and other technical competencies through internal and external learning platforms.

To strengthen leadership capability, the Company institutionalized its Talent Management Program, under which employees underwent cognitive, personality and 360-degree assessments, followed by Individual Personal Development Plans (PDPs), specialized training and cross-functional development opportunities. Progress of identified talent is reviewed quarterly through the Talent Council.

Employee Engagement / Feedback

Employee engagement remains a key organizational priority. The Company regularly gathers employee feedback through Employee Engagement Surveys, HR Townhalls, focus group discussions, VoiceBox, suggestion mechanisms and ongoing employee interactions.

Based on survey findings, targeted action plans have been implemented to address priority areas relating to communication, career development and employee experience. Engagement activities, wellness initiatives, recognition programs and departmental engagement events continue to strengthen collaboration, employee morale and organizational culture.

Gender Pay Gap Statement

Following is the gender pay gap calculated for the year ended 30 June 2026:

(i) **Mean Gender Pay Gap: -15.0%** (female employees are earning more)
(ii) **Median Gender Pay Gap: -12.4%** (female employees are earning more)

The Company regularly undertakes internal reviews to ensure pay equity across comparable grades, roles and levels. Compensation decisions are based on merit, experience, skills, performance and market competitiveness, without regard to gender. The negative gender pay gap reflects the current workforce composition and indicates that female employees, on average, earn higher hourly pay than male employees during the reporting period. The Company remains committed to maintaining fair, equitable and non-discriminatory compensation practices for all employees.

Information Technology

In line with the Company's commitment to continually strengthen its Information Technology (IT) capabilities, the IT Steering Committee (ITSC) provided structured oversight of IT governance, cybersecurity and technology investments throughout the year, ensuring alignment of ICT priorities with organizational strategy. An independent review of the IT environment was carried out during the year and its findings mapped onto a phased technology roadmap that prioritizes risk reduction, standardization and infrastructure stabilization as the foundation for growth enablement.

Enterprise Resource Planning (ERP) Software

The Company uses Oracle E-Business Suite (EBS) to manage and integrate core business processes, including finance, HR, supply chain and inventory management, within a single system. With management's continued support, the underlying database platform was upgraded during the year, and a comprehensive business process review was undertaken to further align business processes with system-embedded controls, for improved data accuracy and real-time visibility. Users are supported through structured training and enablement, while system security is managed through role-based access controls, and periodic access reviews.

IT Governance and Cybersecurity Programs and Policies

The Board is committed to addressing cyber risks, ensuring compliance with legal and regulatory requirements relating to data privacy and cybersecurity, with the ITSC overseeing IT governance and cybersecurity and response protocols designed to address breaches promptly and effectively.

Building on the comprehensive programs already in place, including the Cyber Recovery Solution and End User Protection software, the Company adopted a more structured governance approach during the year: the complete IT policy framework was revised, reviewed and approved by the ITSC in alignment with leading international standards, and deployment of a comprehensive cyber defense solution was initiated to further strengthen the cybersecurity posture of the organization. The Company's early warning system, built on layered security controls and continuous monitoring, enables timely identification, assessment and mitigation of cybersecurity risks. To mitigate human-related cyber risks, a company-wide IT security awareness program was delivered across all locations and will be regularly scheduled on a semiannual basis.

In house trainings on cyber security at workplace conducted

Contingency and Disaster Recovery Plan

The Company's contingency and disaster recovery plans ensure resilience in the face of IT failures or cyber breaches. These plans include detailed procedures for maintaining operations, data recovery, and business continuity.

IT Systems Controls, Digital Transformation and AI Strategy

The Company continues to leverage digital technologies to improve transparency, governance and value creation, with workflow automation and data analytics solutions delivered during the year to support business efficiency and informed decision-making. AI adoption is anchored in a formal AI Governance Framework established during the year, which enforces data privacy, ethical standards and human oversight; enablement programs have built AI capability across the workforce, while a governed use-case lifecycle is in progress in specific business areas to enable growth, in alignment with evolving regulatory requirements and the Company's long-term strategy. Both IT and AI governance include strict compliance measures and proactive risk mitigation to maintain security and regulatory adherence.

Risks and Opportunities Report

The Board of Directors carries out assessments of the principal risks facing the Company, including those that would impact the business operations, performance and liquidity of the Company. Insofar, a summary of the risks assessed are outlined below:

Risk	Source	Mitigation Strategy
Strategic Risks		
Changing technological requirements rendering existing products obsolete	Changing specifications	Monitoring changing specifications and market trends. Diversification of product portfolio to cater to all segments of the market. Emphasis on R&D to develop new products.
Commercial Risks		
Increase in imports of cables and wires	Governmental Policies	Lobby for change in Governmental policies to protect indigenous industry and provide a level playing field in instances where imports are favoured.
Volatility in prices of metals	London Metal Exchange	The Company has comprehensive risk management and procurement strategies in place to mitigate risk related to losses as a result of price movements in copper and aluminium.
Low quality cables and counterfeit products from the unorganized sector	Undocumented production and supply sector	The Company has taken several steps to counter this including engaging third parties that are actively involved in IP protection and the introduction of a product verification system, which allows consumers to verify the authenticity of the product via SMS or the internet.
Risk associated with inventory	Varying supply Demands	Identification of the right mix and quantity of products to keep in our inventory to meet customer orders and regular monitoring.
Increase in competition	Market	Adjust selling strategy, improve efficiencies and enhance customer experience to stay ahead of the competition. Maintenance of quality of excellence.
Operational Risks		
Breach of IT security	Hacks, natural disasters, viruses	Stringent IT controls, regular audits and monitoring of IT controls and cyber security risks by the management and the Board. Additionally, there are controls and procedures in place for early warning signs.

Risk	Source	Mitigation Strategy
Energy unavailability	Nationwide energy crisis	Establishment of a captive power plant and optimization of energy mix at Nooriabad.
Loss of key personnel	Market Dynamics	Development of a comprehensive succession plan that identifies potential high achieving employees.
Financial Risks		
Foreign exchange risk	Rupee Depreciation	Reduced exposure to borrowings in foreign currencies and constant monitoring of the exchange rate levels. The Company imports a large component of its raw materials and where possible / feasible takes forward cover on these imports. The Company also regularly updates its pricing models to reflect changes in exchange rates.
Interest Rate Risk	Government monetary policy and central bank interest rate decisions	Regular monitoring of interest rate trends and central bank policy announcements. Periodic sensitivity and scenario analyses to assess potential financial impact.
Sustainability Risks		
Climate change and environmental regulatory risk	Evolving environmental regulations, climate change impacts and stakeholder expectations	Continuous monitoring of applicable environmental laws and emerging sustainability requirements. Investment in energy-efficient technologies, optimization of resource consumption, compliance with environmental regulations, and periodic review of environmental performance.
Carbon emissions and energy transition risk	Increasing focus on decarbonization, rising energy costs and transition to low-carbon economy	The Company continuously monitors environmental and regulatory developments, improves energy and resource efficiency, and undertakes initiatives to reduce its environmental footprint. These include maintaining a 3-acre urban forest within the factory premises to promote biodiversity and enhance the local ecosystem, optimizing the energy mix through captive power generation, and evaluating opportunities for cleaner energy solutions.
Health, Safety and Human Capital Risk	Workplace accidents, employee well-being and shortage of skilled workforce	Maintenance of robust health and safety standards, regular employee training, implementation of occupational health and safety procedures, employee engagement initiatives and succession planning for key positions.

Sustainability

Environmental, Social and Governance (ESG) Policy and Outlook

The Board of Directors has approved an Environmental, Social and Governance (ESG) policy that requires the incorporation of environmental, social and corporate governance issues into all aspects of the Company's operations, including its investment analysis, decision-making and ownership practices. The Company is a signatory of the UN Global Compact and one of the first 26 companies to sign the Business 1.5°C Ambition for COP 2022 in Pakistan. Various ongoing practices and business initiatives undertaken during 2025–26 uphold several of the United Nations' Sustainable Development Goals (SDGs) relevant to the business. Going forward, the Company's ESG focus will be centered on SDG 9 (Industry, Innovation and Infrastructure), reflecting its commitment to advancing sustainable industrialization, fostering innovation, and building resilient infrastructure across its operations and value chain.

HSE Policy

The Company reviewed and updated its HSE Policy, which was socialized among all management staff to ensure adherence with to the HSE governance within their respective departments.

HSE Code of Conduct

The Company reviewed and updated its HSE Code of Conduct, which was socialized among all management staff to ensure adherence to the HSE rules and regulations within their respective departments.

Initiatives and Achievements

- The new manufacturing facility at Nooriabad, Sindh underwent a Health, Safety, and Environment Management System (HSEMS) re-certification audit conducted by M/s Bureau Veritas Certification, in accordance with ISO 45001 and ISO 14001 standards. The audit concluded successfully, resulting in renewal of ISO certification for the Nooriabad facility.

- The new manufacturing facility at Nooriabad, Sindh, underwent its first Quality Management System (QMS) certification audit in accordance with ISO 9001, conducted by M/s Bureau Veritas Certification. The audit was successfully completed, and the Nooriabad facility is now ISO 9001 certified.

- Developed strategic HSE Excellence Roadmap outlining key initiatives, performance targets, and improvement programs to advance the organization's journey towards world-class HSE performance.

- Launched the annual Safety Commitment e-Certification Programme covering the HSE Policy and Code of Conduct.

- Launched STOP programme to promote safe behaviors in the workplace.

- Developed Machine Cleaning Programme based on 5S principles.

- Redesigned the HSE Web Portal to improve reporting efficiency and streamline the incident investigation process.

- Established the Head Office Safety Team to strengthen the safety culture, and promote employee ownership of HSE.

- Water Saving Project (Water Charter): Developed water conservation goals. Recycled ETP-treated water is utilised for irrigation of urban forests and green plantations.

- A water treatment facility was installed and made fully operational, with discharge test results demonstrating full compliance with the Sindh Environmental Quality Standards (SEQS).

- Organized Annual Safety Day 2025 at Nooriabad Factory. All employees participated in the event with great enthusiasm. This marked the third consecutive year of celebrating the event, focusing on raising awareness through engaging learning activities.

- To embed a culture of safety, weekly 'Safety Reminders' covering health, safety, and environmental topics were emailed to employees with 51 messages circulated during the year.

- Successfully commissioned a 300 kW solar power plant, increasing the Company's total solar capacity from 2 MW to 2.3 MW and enabling greater utilization of clean and renewable energy across various operational activities.

- To ensure a smooth evacuation process in case of emergencies, the factory layout was updated to reflect newly installed assembly point signboards (A, B, and C).

- Safety inspections were conducted to ensure safe dismantling and shifting of machinery. Identified gaps were communicated to the relevant parties, along with recommended remedial actions for implementation.

- Developed and launched the Incident Management E-Portal System to enable timely reporting and investigation of incidents. Key benefits of digitizing the process include:-
  - Improved accessibility;
  - Faster reporting and greater accuracy;
  - Enhanced transparency and effective reporting; and
  - More measurable investigations and tracking remedial actions

- Developed and socialised a Process Safety Management (PSM) Policy and Manual.

- Finalised and validated the new Integrated Management System Policy for QHSE Management Systems with the certification body.

- Installed designated smoking shelters at prominent locations.

- Conducted a fire and safety survey of employee accommodation areas, which were subsequently equipped with emergency response and safety equipment.

- Implemented an in-house inspection process to ensure the safe use of equipment during construction activities, including cranes, loaders, excavators, forklift trucks, rigging equipment, power tools, and full-body harnesses.

- Installed a dedicated QHSE board at the Nooriabad facility displaying QHSE best practices, emergency contact numbers, and a complete list of Emergency Response Team (ERT) mobile numbers.

- The Independent Environmental Monitoring Consultant conducted quarterly audits in accordance with the NOC for the Initial Environmental Examination (IEE) issued by the Sindh Environmental Protection Agency (SEPA). All audits were successfully completed in compliance with the applicable requirements.

- The Director of Civil Defense conducted an audit of the Nooriabad site, including an inspection of firefighting equipment and verification of protective measures, including first aid kits and staff training in firefighting procedures. The audit was successfully completed.

- The Assistant Director, Safety and Occupational Health, Labour Department, Government of Sindh, conducted an audit of the factory and acknowledged the Company's efforts towards safety compliance and housekeeping during construction activities.

- Successfully obtained the Operational NOC and IEE approval from the Sindh Environmental Protection Agency (SEPA), Government of Sindh, for the captive solar power plant.

Mitigation of Industrial Effluent Impacts and Community Awareness

As a highly environmentally conscious Company, following processes were implemented to reduce its carbon footprint impact:

- A Water Treatment Facility was installed and is operational. Discharge test results from the facility demonstrate compliance with Sindh Environmental Quality Standards (SEQS).

- Initiated a water conservation project to optimise water use, reduce waste, promote sustainability, and achieve cost savings.

- Conducted an inspection of the Water Treatment Facility, and identified gaps were communicated to the relevant parties for corrective action.

- Waste emissions and effluents were periodically tested by an independent third party, with test results demonstrating compliance with the applicable SEQS limits.

- Ensured the proper disposal of sludge and residues through contractors certified by the Sindh Environmental Protection Agency (SEPA).

- Monitored test results for waste emissions and effluents to ensure continued compliance with applicable SEQS limits.

- Continued the "Clean and Green Environment" programme to raise environmental awareness through orientation sessions and informational flyers.

Environment

The Company prides itself on manufacturing products that are environmentally friendly. The Company is in the business of producing the highest quality wires and cables in Pakistan as per international standards. The use of high-quality copper in cables helps conserve electricity by reducing line losses. Similarly, the Company manufactures special cable for solar applications.

Efforts Made by the Company to Overcome the Energy Crisis

In addition to other reported energy conservation endeavors to redress the energy crisis, the Company has developed its own captive power plant to supplement the utility's energy supply and has added solar power to its energy mix.

Energy Conservation

The Company recognizes the importance of efficient use of limited energy resources and has worked towards the following endeavors to conserve energy:

In 2025, the Company expanded the solar power plant at its Nooriabad manufacturing facility by an additional 300 kW, increasing the total installed capacity to 2.3 MW. The plant is expected to generate approximately 2.5–3.0 million kWh of clean electricity annually, resulting in estimated annual cost savings of around PKR 100 million while reducing the company's reliance on grid-supplied power and supporting its sustainability objectives. The expanded solar capacity is estimated to reduce carbon emissions by approximately 1,500–1,800 tonnes of CO_2 annually, equivalent to planting up to 85,000 trees approximately.

Expansion of Solar Power Plant up to 2.3MW

- The Company's captive power plant is equipped with waste heat recovery and vapor absorption chillers, enabling more efficiently utilisation of gas and electricity and supporting energy conservation.
- Conducted sessions on the importance of Earth Hour to raise employee awareness on energy conservation and its impact on the environment.
- Conducted monthly health checks of electrical panels to ensure safe and uninterrupted power supply.
- Implemented and maintained a Company-wide practice of switching off monitors, lights, fans, and air conditioners during lunch and prayer breaks throughout the year.
- Used energy-efficient LED bulbs in preference to conventional tube lights to reduce energy consumption.
- Maximised the use of natural lighting through environmentally conscious structural design of the factory.

Pakistan Cables Urban Forest

Approximately 50,000 trees have been planted on 3 acres of the Pakistan Cables Urban Forest located at the Company's new manufacturing facility in Nooriabad, Sindh. The Pakistan Cables Urban Forest is the first and largest Miyawaki based urban forest on an industrial estate in Pakistan.

Towards reducing Greenhouse Gas Emissions (GHG) and Carbon Footprints

The Company's science-based emission reduction targets are validated and approved by SBTi. Its science-based emission reduction targets are part of the long-term vision of Pakistan Cables to develop its net zero targets and strategies that are aligned with SBTi's net zero criterion.

Several measures were implemented to maintain a clean and green philosophy through the Company. HSE signage continued to be installed at prominent locations across the factory to reinforce awareness of key HSE practices, including the prevention of process gas emissions into the atmosphere and the recovery and recycling of waste heat. Furthermore, continuous efforts to improve greenery at the factory premises and maintaining a clean environment in and around the factory through horticulture, better housekeeping, etc. remained a priority.

- Ensured compliance with all environmental legal obligations and the requirements of ISO 14001 (Environmental Management System).

- Conducted periodic monitoring of effluents, stack emissions, noise and ambient air quality.

- Established secondary containment solutions for handling liquid chemical, oils and lubricants.

CSR Policy

Corporate Social Responsibility Policy and Outlook

The Management of the Company and those charged with governance are well aware of their responsibility of being a corporate citizen and are committed in this regard. The Company is committed to supporting causes that focus on social development in various communities in Pakistan. Our areas of interest in this connection include, but are not limited to, environmental protection, education, health and social development of the society. The Company safeguards its employees' social welfare needs (on a case-to-case basis) through the Amir Sultan Chinoy Foundation (ASCF), which is a charity set up by member companies of ASC Group since 1980. An Employee Volunteer Policy was developed and approved for implementation which is a milestone achievement of the Company's CSR Roadmap.

CSR Activities

The Company has earmarked 2.5% of its expected profit after tax for donations annually, as per its CSR policy. In addition, the Company also supports causes of social upliftment as part of its CSR activities, costs of which are reviewed annually and budgets assigned post Board's review and approval.

During the fiscal year, the Company was able to mobilize approximately Rs. 9.7 million in social spend covering its key CSR commitments.

Key CSR initiatives included:

- **Module 2 of the Pakistan Cables ASCEND Ambassadors completed**
  ASCEND, the Company's flagship platform to promote STEM based education among women in Pakistan expanded its scope with the induction of a second batch of students. As Pakistan's first and only successively running cooperative education program, ASCEND offered 10 need-based, full academic scholarships to female students enrolled in the Electrical Engineering Departments at the NED University (Karachi) and Mehran University of Engineering & Technology (MUET), Jamshoro. In addition, 08 interns completed Module 2 of summer internships at the Company's factory in Nooriabad.

Ascend 2.0 welcomed students from NED University, Karachi and Mehran University of Engineering and Technology, Jamshoro

  Total program beneficiaries are 18 and 304 man-hours were completed through internship. ASCEND remains an inspiring example in the industry, and has been lauded widely by the students, professionals and academia. The initiative offers female students industrial experience and business grooming alongside their academic development.

- **Pakistan Cables Employee Volunteer Program Activities**
  Over 400 beneficiaries impacted directly through the Company's volunteering activities during 2025-26. Highlights of the volunteer activities include: -

- **Children's ER Visit at ChildLife Foundation**
  Employees of the member companies of ASC Group, including Pakistan Cables Ltd. visited Emergency Wards managed and operated by the Child Life Foundation. Total of 100 beneficiaries were directly impacted through the toy distribution at two hospitals namely Lyari General Hospital and Civil Hospital, visited by 20 volunteers.

Employees participated in volunteering activities during the year

- **Volunteering to Promote STEAM education**

  Employees of the member companies of ASC Group including Pakistan Cables conducted interactive sessions with the students enrolled in government schools to promote awareness on Science, Technology, Engineering, Arts and Maths (STEAM) subjects. A total of 220 beneficiaries were covered through multiple sessions conducted in Karachi and Rawalpindi.

- **Volunteering at TCF-Schools**

  The Amir Sultan Chinoy Foundation (ASCF) organized volunteering activities at The Citizen's Foundation (TCF) Schools for the employees of IIL, PCL and ISL. Interactive sessions to promote STEAM education were conducted covering 100 beneficiaries across TCF-IIL Campus and TCF-Chinoy Campus.

- **EMERGE – 4 Cohorts Completed**

  The ASCF successfully concluded its collaboration with The Hunar Foundation by completing a total of 4 cohorts and directly impacting approximately 180 beneficiaries of through the program. Set up as Pakistan's first TVET based cohort, Emerge offered entrepreneurial training and mentoring for startups to the youth aged 18 up to 25 years old. During the two years, Emerge successfully incubated over 20 new starts up in the area of e-commerce, health, agriculture and technology.

- **ASC Group promotes squash internationally through a sports collaboration**

  Member companies of the Amir Sultan Chinoy Foundation, including International Industries Limited, Pakistan Cables Limited and International Steel Limited, together with the Amir Sultan Chinoy Foundation (ASCF) continued their support under the multi-year sponsorship agreement signed with Saif and Sana Bahader, talented squash players representing Pakistan in the under-17 and under-23 categories, respectively, for the second consecutive year. The athletes are also classified as Persons with Disabilities (auditory and speech challenged) and continue to showcase an inspiring journey for Pakistan's youth. As part of the sponsorship agreement, ASC Group covers their training needs through participation in local and international tournaments.

Multi year sponsorship continued with Saif and Sana Bahadur

- **Public Service Messaging through Digital Campaigns**

  Leveraging the Company's leading presence on social media channels, seven public awareness campaigns promoting safety were conducted during the year, generating approximately 1.1 million views. Various aspects of safety were illustrated to create effective citizen engagement, raise awareness and safeguard citizens and community interests, including electrical safety, safety from climatic/natural disasters, building and construction safety.

National Causes of Donations

The Company donates towards meaningful causes of national significance over the years, which include, but are not limited to:

- Amir Sultan Chinoy Foundation
- Aga Khan Development Network (AKDN)
- Bait-ul-Sukoon Cancer Hospital
- ChildLife Foundation
- Dar ul Sukoon
- Ida Rieu Welfare Association
- Karawan-e-Hayat
- Karachi Relief Trust
- NOWPDP
- SIUT
- The Kidney Centre
- Patient Aid Foundation
- Panah Foundation

Consumer Protection Measures

The Company continues to enhance its accessibility for consumers' convenience. The helpline offers consumers access to the Company's Call Centre by dialing in the Company's UAN number at +92-21-111-CABLES (+92-21-111-222-537). The Pakistan Cables product verification facility continued to be an integral feature enabling consumers to verify their purchased products for authenticity. Consumers can verify the purchased products by submitting the PIN numbers through any of the following channels: SMS, Website, Loyalty Club App and WhatsApp. The Loyalty Club App is a mobile app launched for Loyalty Club members in May 2022. Majority of the verifications continue to be received via WhatsApp making it a highly accessible feature for consumers. The emphasis on promoting these facilities among users is to re-emphasize the Company's position on being committed towards fostering ethical practices in the market.

Occupational Health and Safety

Protecting the health and safety of our people and ensuring a healthy working environment are of great importance to the Company; as such, the Company is committed to working towards designing a workplace that minimizes work related risks and promotes occupational health and safety. The Company has a comprehensive Health, Safety and Environment (HSE) management system and an HSE policy. Every employee's obligation to comply with HSE requirements is ensured through a robust training program and self-audits, internal audits and periodic management reviews. HSE internal and external sequential audits of all departments are conducted to evaluate compliance.

Investing in safer workplace through continued employees' trainings

The respective procedures are periodically updated to ensure an accident-free workplace by encouraging instant reporting of all incidents including near misses, followed by rigorous investigations to incorporate measures to avoid future recurrences. The Company was also amongst a handful of companies in Pakistan to receive the prestigious award from the National Forum for Environment and Health at the 7th, 8th, 10th, 12th and 16th Annual Environment Excellence Awards.

The HSE endeavors targeted at occupational health and safety include:

- Machine guarding.
- Use of PPE on the factory floor.
- Awareness seminars on adverse effects of eating and spitting paan and gutka.
- Lockout and tagout programs were initiated to prevent electrical incidents.
- Inspections of all lifting accessories are conducted by a third party inspection body.
- Monthly health and hygiene surveys are conducted.
- General medical health checkups of all employees are conducted by the Company's doctor.
- An OHS&E Management System for "Construction Safety" was prepared and implemented for the new factory site at Nooriabad.

Training and Development

- The safety culture is reinforced throughout the year via various training sessions. The Company has launched an e-learning initiative in the form of HSE modules. During the year, a total of 1,505 man-hours were spent on various OHS&E sessions.
- First Aid and Emergency Response training was conducted in coordination with Rescue 1122, Sindh.
- A two-day customised training programme on electrical safety was conducted for cross-functional teams in collaboration with NED University, Karachi.
- A CPR training session was conducted in coordination with Life Savers Program by AKUH.

Life saving skills / CPR training in progress

- An on-road safety awareness session was conducted in coordination with by National Highway and Motorway Police.

Governance

Office of the Chairman of the Board of Directors and the Chief Executive Officer

The office of the Chairman of the Board of Directors and the Chief Executive Officer (CEO) of the Company are held separately, with a clear division of roles and responsibilities.

Role of the Chairman of the Board of Directors

The principal role of the Chairman of the Board of Directors is to manage and to provide leadership to the Board of Directors of the Company. The Chairman is accountable to the Board of Directors and acts as a direct liaison between the Board of Directors and the Management of the Company, through the CEO. The Chairman acts as the communicator for Board of Directors decisions where appropriate.

Role of the Chief Executive Officer

The CEO is responsible for leading the development and execution of the Company's long-term strategy with a view to creating shareholder value. The CEO's leadership role also entails being ultimately responsible for all day-to-day management decisions and for implementing the Company's objectives. The CEO acts as a direct liaison between the Board of Directors and Management of the Company and communicates to the Board of Directors on behalf of Management.

The Board of Directors and its Committees

The Company has a Board of Directors comprising of nine members, the details of whom are given on pages 54to 58.

The Board of Directors has formed two committees, namely the Board Audit Committee, the details of which are given on page 61 to 63 and the Human Resource and Remuneration Committee, the details of which are given on page 59 to 60.

Role and Responsibilities of the Board of Directors

The members of the Board of Directors are fully aware of their responsibilities collectively as well as on an individual basis. The Board of Directors actively participates in all major decisions of the Company including approval of capital expenditure budgets, investments, issuance of equity and debt capital, related party transactions and appointments of key managerial personnel.

The Board of Directors, on the recommendation of the Board Audit Committee, has approved a policy on Governance of Risks and Internal Control Policy, through which it monitors the Company's operations and the adequacy of its internal financial controls by approving, inter alia, its financial statements, reviewing internal and external audit observations, if any, and recommendation of dividends. The Board of Directors, on the recommendation of the Board Audit Committee, has also approved a Business Continuity Plan and a Disaster Recovery Plan for the Company to implement.

The Board of Directors has reviewed and approved formal policies for conducting business and monitoring/ mitigating the Company's level of risk tolerance and ensures their monitoring through an independent Internal Audit Department which continually monitors adherence to Company policies.

Remuneration Policy

The Company has a policy in place that ensures formal and transparent procedures for fixing the remuneration of Directors and no single Director is involved in determining his/her own remuneration. Remuneration levels are kept at a reasonable level in order to attract and retain directors, however at all times, care is taken that such level does not compromise independence.

Remuneration of the Chief Executive Officer, Director and Executives

A detailed note on the remuneration of the Chief Executive Officer, Directors and Executives for the year 2026 is provided in Note No. 47 of the annexed financial statements reproduced on page No. 196 of the Annual Report.

Meetings of the Board of Directors

The Board of Directors meets at least four times per annum in accordance with regulatory requirements. Board Meetings are also called to discuss and decide on important and/or urgent matters if so required. The Board of Directors met six (6) times during the fiscal year 2025-2026.The attendance at such meetings was as follows:

- Mr. Mustapha A. Chinoy 6/6
- Mr. Shoaib Javed Hussain- SLIC 5/6
- Ms. Saira Awan Malik (Appointed on August 18, 2025) 6/6
- Mr. Akbar Ali Pesnani 6/6
- Mr. Ali H. Shirazi 6/6
- Mr. Arshad Mohsin Tayebaly 5/6
- Mr. Mazhar Valjee 6/6
- Mr. Kamal A. Chinoy 5/6
- Mr. Fahd K. Chinoy 6/6

Changes to the Board of Directors

A casual vacancy on the Board of Directors arising from the retirement of Ms. Spenta Kandawalla was filled by Ms. Saira Mariam Awan Malik on August 18, 2025, within the stipulated timeframe. The Board and the Management would like to place on record their appreciation for Ms. Kandawalla's valuable contributions to the Company.

At the Extraordinary General Meeting held on May 4, 2026, the Directors were re-elected, following which the Chairman and Chief Executive Officer were also reappointed.

Director Orientation

The Chairman sends a welcome letter to newly appointed Directors, along with relevant Company related documents. Such new members of the Board of Directors are taken through an induction process to familiarize them with the Company and its strategic objectives, facets of the business, critical performance indicators, financial position, key policies and role and responsibilities of the Board of Directors.

Director Training Program

The following eight Directors have completed their Director Training Programs offered by local institutions that meet the criteria specified by the SECP:

- Mr. Shoaib Javed Hussain
- Ms. Saira Awan Malik
- Mr. Akbar Ali Pesnani
- Mr. Ali H. Shirazi
- Mr. Arshad Mohsin Tayebaly
- Mr. Mazhar Valjee
- Mr. Kamal A. Chinoy
- Mr. Fahd Kamal Chinoy

Mr. Mustapha A. Chinoy is exempt from the requirements of the training.

Trading in shares of the Company by Directors/Executives, their spouses and minor children

The following transaction was made by the newly elected Independent Director for the purposes of meeting her qualifying shareholding under the Company's Articles of Association:

Name	Transferor/ Transferee	Office held/ relationship	Number of shares	Nature of transaction
Ms. Saira Awan Malik	Transferee	Independent Director	1,000	Buy

Board Meetings held outside of Pakistan

No meetings of the Board of Directors were held outside of the territory of the Islamic Republic of Pakistan.

Annual Evaluation

CEO

In accordance with legal requirements, the appointment of the CEO is approved by the Board of Directors and the tenure of such appointment is for 3 years. The performance of the CEO is reviewed annually in the context of his role and responsibilities in accordance with the Guidelines for Performance Evaluation of the Board of Directors, CEO and Chief Regulatory Officer issued by the SECP.

Board of Directors

A comprehensive mechanism is in place for undertaking an annual evaluation of the performance of the Board of Directors, the Board Members and the Board Committees in accordance with the Listed Companies (Code of Corporate Governance) Regulations, 2019 and the Guidelines for Performance Evaluation of the Board of Directors, Chief Executive Officer and Chief Regulatory Officer issued by the SECP. Documentation necessary for conducting the evaluation are duly circulated to all members of the Board of Directors and are required to be submitted with the Company Secretary. The results are consolidated and presented to the Board of Directors to discuss any improvements/measures proposed.

Conflict of Interest

The Board of Directors has approved a policy which mandates that in the event of any conflict of interest, or potential interest, in any manner, the concerned officer/employee shall recuse him/herself from contributing in the determination of such matter. Moreover, no officer/employee shall be involved in a situation in which he/she might have a direct/indirect interest that conflicts, or possibly may conflict, with the interests of the Company.

Related Party Transactions

In accordance with the relevant regulations, the Company has a Related Party Transactions Policy approved by the Board of Directors which governs the manner in which arm's length and non-arm's length related transactions are dealt with. Additionally, the Company maintains a Related Party register in accordance with prevailing regulations.

Insider Trading

The Company has a policy on insider trading. Closed periods are announced by the Company prior to the announcement of financial results. Directors and Executives are only allowed to trade in Company securities outside of the closed periods.

The Board of Directors has set out a definition for "Executives" for the Company and reviews it annually.

Security Clearance of Foreign Directors

Every foreign Director who is nominated for election on the Board of Directors of the Company is required to furnish the requisite documents for their security clearance which are then submitted to the Ministry of Interior for such clearance.

Whistle Blowing Policy

The Company ensures accountability and integrity in conduct by devising a transparent and effective whistleblowing mechanism for alerts against deviations from policies, controls, applicable regulations or violation from the code of conduct and ethics. This policy is applicable to all individuals associated with the Company and provisions for disclosures thereunder in confidence, without fear of repercussions. All reports and information submitted under the whistleblowing policy, along with details on how such matters were addressed and resolved are shared with the Board Audit Committee.

Communication

The Company is committed to diligent and accurate communication with its shareholders and the annual, half yearly and quarterly reports are distributed within the requisite time frame. The activities of the Company are also regularly updated on its website: www.pakistancables.com, which contains an Investor Relations section.

Investors' Grievance Policy

The Company has a policy in place to streamline and address requests, grievances and complaints of its shareholders. Shareholders / Investors can lodge their complaints through the Company's designated email address for investor grievances: investor.relations@pakistancables.com.

Stakeholder Engagement

The Board of Directors believe in having an open communication with Company stakeholders and promoting transparency and visibility. The Board of Directors has approved a Stakeholder Engagement Policy the salient details of which are set out below:

Stakeholders	Value to the Company	Management of Engagement
Shareholders	Provision of capital which allows fulfillment of objectives and vision.	We acknowledge the invaluable support of our investors and retain it by providing a steady return on their investment.
Customers and Suppliers	Our Suppliers are the support system that allow us to operate efficiently. Our customers' loyalty is what enables us to realize our vision and goals.	We operate in a manner that supports our customers and suppliers in return by provision of flexible/favorable terms and conditions of dealings as well as ensuring timely payments.
Banks and other lenders	Allows future planning, debt management in an efficient low-cost manner that facilitates our operational efficiencies.	Prioritizing payment schedules and provision of accurate and transparent information with respect to our dealings facilitates us in keeping good terms with the banks and lenders.

Stakeholders	Value to the Company	Management of Engagement
Media	Enables us to keep our customers and other stakeholders updated and aware of our products, schemes and other key information.	Multiple communication methods are used, based on the needs of the situation, to give out information and update our stakeholders.
Regulators	Maintain a level playing field and helps us be as transparent as possible.	We are responsible corporate citizens and pride ourselves on operating strictly within the legal and regulatory framework.
Employees	Form the foundation and cornerstone of our organization and are of extreme value to the Company.	Our regular engagement processes, HR events and policies all seek to create a diverse and inclusive work environment.
Community	Comprises of all our other stakeholders and we continually strive to leave a positive impact on it.	Measures are taken to reduce our carbon footprint as well as give back to the community via CSR activities.

Dividend Policy

Dividend payment is subject to profitability, future investment plans, spending necessities, economic conditions, and other future suitability. Once the Board has decided on annual dividend payment, it must seek approval from the shareholders' meeting. An exception is for interim dividend payment, which the Board can approve and report to the next shareholders' meeting.

General Body Meetings

Annual General Meetings are held in accordance with prevailing law and Extraordinary General Body Meetings are held as and when required. On both such events, the Board of Directors is appropriately represented and the shareholders have an opportunity to engage and communicate with the Directors.

Minority Shareholders

Minority shareholders are encouraged to take part in meetings:

- The Annual Report of the Company containing the notice for General Meetings is sent out to minority shareholders in the same manner as the majority shareholders.
- To encourage minority shareholders to attend General Meetings and participate in the affairs of the Company, a proxy form is also attached along with the notices of General Meetings to ensure their representation and participation in the General Meetings, even if they are unable to attend, personally.
- The Company ensures that there is dedicated time-slot for questions and answers session in its General Meetings so that the minority shareholders, in particular, can engage with the Board of Directors, and raise any queries that they may have with regards to the Company's performance. This encourages a healthy attendance from the minority shareholders in the Company's General Meetings.

Corporate Briefing Session

The Company carried out a corporate briefing session in the year.

Safety of Records of the Company

Under the Company's Document Retention Policy and Schedule, all staff in all business units, regions, areas and functions must follow approved retention periods in managing their records. The Company believes that documentation practices have a direct impact on product quality and customer safety, and it implements the highest standards of record safeguarding through our Document Retention Policy. This helps ensure document accuracy, consistency, integrity, availability and legibility. In line with regulatory requirements and the Code of Conduct, the Company ensures documentation practices meet its requirements for design, management and control of instructions, reports and master documents. The Company also has checks in place that cover archiving requirements for all stored data, both physical and electronic. The Company continues to invest in technology and software to ensure the safekeeping for documents.

Governance Practices Exceeding Legal Requirements

The Company is commitment towards a culture where compliance with prevailing laws and regulations is the bare minimum standard. The Company actively strives to adopt the best practices in industry and governance in order to ensure that it remains the best-in-class. Our internal controls are focused on ensuring that the Company maintains its superlative reputation. The Company in the past has proactively complied with many additional requirements, which were not mandatory at that time. Some of the examples are:

- The Board of Directors of the Company have, on more than one occasion, had more than the minimum requirement of one female director.
- The requirement for the Chief Executive Officer and the Chairman to be separate individuals was introduced through Code of Corporate Governance, 2012 whereas the Chief Executive Officer and Chairman of the Company have been separate since at least the last thirty years.
- The Listed Companies (Code of Corporate Governance) Regulations, 2019 encourages all of the Directors to be trained by June 30, 2022. All of the Directors of the Company are either trained or exempted from the program.
- Reporting requirements enhanced to best practice guidelines issued by ICAP & ICMAP, and the Pakistan Stock Exchange's Top 25 Companies requirements.
- The Human Resource and Remuneration Committee meets twice in a financial year, exceeding the minimum requirement of one meeting.

Statement under the Code of Corporate Governance

In compliance with the Corporate and Financial Reporting Framework of the Code of Corporate Governance we are pleased to state that:

a. The financial statements, prepared by the Management of the Company, present its state of affairs fairly, the result of its operations, cash flows and the changes in equity.

b. Proper books of accounts have been maintained by the Company.

c. Appropriate accounting policies have been consistently applied in preparation of financial statements and accounting estimates are based on reasonable and prudent judgments.

d. International Financial Reporting Standards, as applicable within the Islamic Republic of Pakistan, have been followed in preparation of financial statements.

e. The system of internal control is sound in design and has been effectively implemented and monitored.

f. There are no significant doubts upon the Company's ability to continue as a going concern.

g. There has been no material departure from the best practices of Corporate Governance, as detailed in the Regulations of Rule Book of Pakistan Stock Exchange.

h. A summary of key operating and financial data of the Company is annexed.

i. Information about taxes, levies and value of investments in respect of employees' retirement plans has been disclosed in the notes to the Financial Statements.

j. The key operating and financial data of the last six years is given on page 120, the pattern of shareholding is provided on page 203 and the details of the related party transactions are provided on page 197.

Forward Looking Statement

While the operating environment continues to be shaped by global economic uncertainty and geopolitical developments, the outlook for Pakistan is one of continued recovery and consolidation.

The coming year is expected to present opportunities for measured growth, supported by improving macroeconomic conditions, investment in infrastructure, power transmission and distribution, and demand arising from housing and renewable energy projects. With progress on DISCO privatization expected over the course of the year, opportunities for distribution grid investment may start to accelerate. However, this is at nascent stage. The Company will continue to emphasise on cost optimisation measures, remaining focused on its core strengths, strengthening our allocation discipline, and enhancing balance sheet resilience.

While volatility in the international prices of copper and aluminium, fluctuations in oil prices and the potential re-emergence of inflationary pressures may continue to influence input costs, the Company remains focused on operational efficiencies, strategic sourcing, prudent inventory management and improved planning to effectively mitigate these challenges and maintain its cost competitiveness.

The Company is also looking towards expanding its renewable energy portfolio thereby improving energy efficiency across its operations. As part of these efforts, the Company is progressing with the development of a 7.5 MW wind power project at its Nooriabad facility under a Build, Own and Operate (BOO) Agreement with Burj Clean Energy Modaraba.

The Company will continue to leverage its premium market positioning, nationwide distribution network and strong export presence while expanding opportunities in renewable energy, grid infrastructure and housing projects.

Acknowledgement

The Directors would like to place on record their sincere appreciation for the hard work and dedication shown by the management and the employees of the Company throughout the year. On behalf of the Board of Directors and employees of the Company, we express our gratitude and appreciation to all our valued customers, distributors, stockists, dealers and bankers for the trust and confidence reposed in the Company and look forward to their continued support and participation in sustaining the growth of the Company in the coming years.

On behalf of the Board of Directors

Mustapha A. Chinoy
Chairman Officer

Fahd Kamal Chinoy
Chief Executive Officer

Karachi: September 3, 2026

کاپر اور ایلومینیم کی بین الاقوامی قیمتوں اور تیل کی قیمتوں میں اتار چڑھاؤ اور دوبارہ ابھرنے والے افراطِ زر کے دباؤ کے باعث پیداواری لاگت میں اضافہ شروع ہوسکتا ہے۔ کمپنی آپریشنل کارکردگی، اسٹریٹجک سورسنگ، انوینٹری مینجمنٹ اور بہتر منصوبہ بندی پر توجہ دے گی تاکہ ان مشکلات سے مؤثر انداز میں نپٹا جاسکے اور لاگت میں مسابقت کو برقرار رکھا جاسکے۔

کمپنی اپنے قابل تجدید انرجی پورٹ فولیو کی توسیع پر بھی غور کر رہی ہے تاکہ اپنے آپریشنز میں توانائی کے استعمال کو بہتر کیا جاسکے۔ ان کاوشوں میں کمپنی برج کلین انرجی مضاربہ کے ساتھ بلڈ، اون اور آپریٹ (BOO) معاہدہ کے تحت اپنی نوری آباد فیکٹری میں 7.5 میگاواٹ کے ونڈ پاور پروجیکٹ کی تیاری شامل ہے۔

کمپنی منڈی، ملکی سطح کے تقسیمی نیٹ ورک اور برآمدات میں مضبوط پوزیشن کو مزید مستحکم کرے گی۔ جب کہ قابل تجدید توانائی کے وسائل، گرڈ انفراسٹرکچر اور ہاؤسنگ پروجیکٹس میں بھی مواقع تلاش کرتی رہے گی۔

اظہار تشکر

ڈائریکٹرز سال بھر میں انتظامیہ اور کمپنی کے ملازمین کی انتھک محنت اور جذبہ کے لئے اپنی مخلصانہ حوصلہ افزائی کو ریکارڈ پر رکھنا چاہتے ہیں۔ بورڈ آف ڈائریکٹرز اور کمپنی کے ملازمین کی جانب سے ہم اپنے تمام معزز صارفین، ڈسٹری بیوٹرز، اسٹاکسٹس، ڈیلرز اور بینکرز کے کمپنی اور پر اعتماد اور بھروسہ کو قدر کی نگاہ سے دیکھتے ہیں۔ اور آئندہ برسوں میں کمپنی کی نمو کو برقرار رکھنے کے لئے ان کی سپورٹ اور کردار کے لئے نیک خواہشات رکھتے ہیں۔

منجانب بورڈ آف ڈائریکٹرز

مصطفیٰ اے چنائے
چیئرمین

فہد کے چنائے
چیف ایگزیکٹو آفیسر

کراچی: 03 ستمبر، 2026ء

قانونی تقاضوں سے متجاوز گورننس کے امور

کمپنی ایسے کلچر کو پروان چڑھانے کے لئے کوشاں ہے جہاں مروجہ قوانین وضوابط کی حد درجہ تعمیل ہو۔ کمپنی انڈسٹری ورگورننس کی بہترین عمل داری کے لئے فعال کوششیں کرتی ہے تاکہ کمپنی کی ساکھ برقرار رہے۔ ہمارا داخلی نظم وضبط اس طرز پر تشکیل دیا گیا ہے کہ کمپنی اپنی اعلیٰ ساکھ کو برقرار رکھ سکے۔ ماضی میں کمپنی نے تمام ترمیمی اصولوں کی تعمیل کی ہے جن پر عملدرآمد فی الوقت لازمی نہیں تھا۔ چند مثالیں حسب ذیل ہیں:

- کمپنی کے بورڈ آف ڈائریکٹرز نے ایک سے زائد مواقع پر ایک خاتون ڈائریکٹرز کی شمولیت کے کم از کم معیار پر عمل کیا ہے۔
- کوڈ آف کارپوریٹ گورننس 2012 کے تحت چیف ایگزیکٹو آفیسر اور چیئرمین کی تقرری جداگانہ حیثیت میں کی گئی ہے۔ جب کہ کمپنی کے چیف ایگزیکٹو آفیسر اور چیئرمین کا عہدہ گذشتہ تیس برس سے جداگانہ حیثیت میں اپنے امور سرانجام دے رہا ہے۔
- لسٹڈ کمپنیز (کوڈ آف کارپوریٹ گورننس) ضوابط) 2019ء کے مطابق 30 جون 2022ء تک تمام ڈائریکٹرز کے لئے تربیتی سیشن مکمل کرنا لازمی ہے۔ کمپنی کے تمام ڈائریکٹرز یا تو تربیت یافتہ ہیں یا انہیں استثنیٰ دیا گیا ہے۔
- رپورٹنگ ضوابط یعنی ICAP، ICMAP اور SAFA کی جاری کردہ ہدایات اور پاکستان اسٹاک ایکسچینج کی 25 بڑی کمپنیوں کے اصولوں کی بہترین عمل داری تک محیط ہیں۔
- ہیومن ریسورس اینڈ ریمونریشن کمیٹی کم از کم ایک ضروری اجلاس کے اصول سے تجاوز کرتے ہوئے مالیاتی سال میں دو مرتبہ اجلاس منعقد کرتی ہے۔

کوڈ آف کارپوریٹ گورننس کا اعلامیہ

کوڈ آف کارپوریٹ گورننس کے کارپوریٹ اینڈ **مالیاتی** رپورٹنگ فریم کی پیروی میں ہم ازراہ مسرت بیان کرتے ہیں کہ:

a. کمپنی کی انتظامیہ کی جانب سے تیار کردہ مالیاتی اسٹیٹمنٹس کمپنی کے امور، آپریشنز کے نتائج، کیش فلو اور ایکویٹی میں تبدیلیوں کی بھرپور عکاسی کرتی ہیں۔

b. کمپنی نے کھاتوں کی باقاعدہ کتابیں تیار کر رکھی ہیں۔

c. بین الاقوامی مالیاتی رپورٹنگ معیارات کو مالیاتی اسٹیٹمنٹس کی تیاری میں مستقل بنیادوں پر لاگو کیا گیا ہے اور اکاؤنٹنگ تخمینہ جات مناسب اور محتاط فیصلوں کی بنیاد پر لگائے گئے ہیں۔

d. مالیاتی اسٹیٹمنٹس کی تیاری میں اسلامی جمہوریہ پاکستان میں رائج بین الاقوامی مالیاتی رپورٹنگ معیارات کی پیروی کی گئی ہے۔

e. داخلی نظم وضبط کا ایک مربوط سسٹم موجود ہے جس کو مؤثر انداز میں لاگو کیا گیا ہے اور اس کی نگرانی کی جاتی ہے۔

f. کمپنی کی کاروبار جاری رکھنے کی صلاحیت میں کوئی نمایاں ابہام موجود نہ ہے۔

g. پاکستان اسٹاک ایکسچینج کی رول بکس کے قواعد میں بیان کردہ کارپوریٹ گورننس کی بہترین عمل داری سے کسی بھی قسم خلاف ورزی سامنے نہیں آئی ہے۔

h. کمپنی کے اہم آپریٹنگ اور مالیاتی ڈیٹا کا خلاصہ لف ہذا ہے۔

i. ٹیکس، لیوی، ملازمین کے ریٹائرمنٹ پلان کی مد میں فنڈز کی مالیت کے بارے میں درست معلومات مالیاتی اسٹیٹمنٹس کے نوٹس میں درج کی گئی ہیں۔

j. گذشتہ سات سالوں کا آپریٹنگ اور مالیاتی ڈیٹا صفحہ **120** پر موجود ہے۔ شیئر ہولڈنگ کی وضع صفحہ **203** پر بیان کی گئی ہے اور متعلقہ فریقین سے لین دین کی تفصیلات صفحہ **197** پر موجود ہیں۔

مستقبل کا اعلامیہ

چونکہ عالمی سطح پر معاشی بے چینی اور جغرافیائی پیش رفت پر ہی آپریٹنگ ماحول کا انحصار ہوتا ہے لہٰذا پاکستان کا منظر نامہ لگاتار بحالی اور استحکام پر مبنی ہے۔

توقع کی جارہی ہے کہ آئندہ برس محتاط نمو کے لئے مواقع میسر آئیں گے جو بہتر کلی اقتصادی حالات، انفراسٹرکچر میں سرمایہ کاری، بجلی کی ترسیل اور تقسیم اور گھروں کی تعمیر سے پیدا ہونے والی طلب اور قابل تجدید توانائی کے پروجیکٹس شروع ہونے کے مرہون منت ہے۔ اگلے برسوں میں متوقع DISCO پرائیویٹائزیشن سے ڈسٹری بیوشن گرڈ سرمایہ کاری کے آغاز میں تیزی آسکتی ہے۔ البتہ یہ ابھی ابتدائی مراحل میں ہے۔ کمپنی اپنی بنیادی طاقتوں، تفویض کرنے میں نظم وضبط پیدا کر کے اور بیلنس شیٹ کو بڑھانے پر توجہ دے کر لاگت پر کنٹرول کے اقدامات پر زور دے گی۔

سٹیک ہولڈرز	کمپنی کے لئے افادیت	تعلقات کی مینجمنٹ
میڈیا	ہمارے صارفین اور دیگر اسٹیک ہولڈرز کو ہمہ وقت آگاہ رکھنے میں مدد کرتا ہے۔ میڈیا ہمیں اپنی مصنوعات، اسکیموں اور دیگر اہم معلومات سے متعلق آگاہ رکھنے میں بھی مدد کرتا ہے۔	حالات کے مطابق کثیر طرفہ رابطہ سازی کے طریقے استعمال کئے جاتے ہیں تا کہ اپنے اسٹیک ہولڈرز کو تازہ ترین معلومات فراہم کی جاسکیں۔
ریگولیٹرز	ریگولیٹرز مساوی مواقع فراہم کرتے ہیں اور ہمیں شفاف رویہ اپنانے میں مدد فراہم کرتے ہیں	ہم ذمہ داری کاروباری شہری ہیں اور قانونی و ریگولیٹری فریم ورک میں رہ کر کام کرنے میں فخر محسوس کرتے ہیں۔
ملازمین	ملازمین ہمارے آپریشنز کی بنیاد ہیں اور کمپنی کے لئے انتہائی اہمیت کے حامل ہیں۔	ہمارا باقاعدہ تعلق سازی کا عمل، ایچ آر ایونٹس اور پالیسیاں کام کا متنوع اور جداگانہ ماحول قائم کرنے میں اہم کردار ادا کرتی ہیں۔
کمیونٹی	تمام دیگر اسٹیک ہولڈرز پر مشتمل ہے اور ہم اس پر مثبت ردعمل دینے کے لئے مسلسل کوششیں کر رہے ہیں۔	ہم کاربن فٹ پرنٹس کو کم کرنے اور CSR سرگرمیوں کے ذریعے معاشرے کو استفادہ دینے کے لئے اقدامات جار رکھے ہوئے ہیں۔

منافع منقسمہ کی پالیسی

منافع منقسمہ کی ادائیگی منافع، مستقبل کے سرمایہ کاری منصوبوں، اخراجات، مالیاتی حالات اور مستقبل کے دیگر امکانات سے مشروط ہے۔ جونہی بورڈ سالانہ کی بنیاد پر منافع منقسمہ ادا کرنے کا فیصلہ کرتا ہے تو اسے شیئر ہولڈرز کے اجلاس سے منظوری درکار ہوتی ہے۔ عبوری منافع منقسمہ کی ادائیگی اس سے مستثنیٰ ہے جسے بورڈ منظوری دے سکتا ہے جس کی رپورٹ شیئر ہولڈرز کے اگلے اجلاس میں کی جاتی ہے۔

جنرل باڈی کے اجلاس

جنرل باڈی کے سالانہ اور حسب ضرورت غیر معمولی اجلاس مروجہ قوانین کے تحت منعقد کئے جاتے ہیں۔ ایسی صورتوں میں بورڈ آف ڈائریکٹرز کی نمائندگی کی جاتی ہے اور حصص داران کو ڈائریکٹرز کے ساتھ براہ راست رابطہ سازی کا موقع ملتا ہے۔

اقلیتی حصص داران

اقلیتی حصص داران کی اجلاس میں شرکت کے لئے حوصلہ افزائی کی جاتی ہے:

- اجلاس عام کے نوٹس کے ہمراہ کمپنی کی سالانہ رپورٹ اقلیتی حصص داران کو اکثریتی حصص داران کی طرز پر ہی بھیجی جاتی ہے۔
- اجلاس عام اور کمپنی کے امور میں اقلیتی حصص داران کی شرکت کی حوصلہ افزائی کے لئے اجلاس عام کے نوٹس کے ساتھ پراکسی فارم بھی منسلک کیا جاتا ہے تا کہ ذاتی حیثیت میں حاضری ممکن نہ ہونے کی صورت میں اجلاس عام میں شرکت اور نمائندگی کو بذریعہ پراکسی یقینی بنایا جاسکے۔
- کمپنی یقین دلاتی ہے کہ سالانہ اجلاس عام میں سوال و جواب کا مخصوص مرحلہ ہوتا ہے تا کہ اقلیتی حصص داران بورڈ آف ڈائریکٹرز سے کمپنی کی کارکردگی پر تبادلۂ خیال کرسکیں اور اپنے تحفظات سے آگاہ کرسکیں۔ اس طرح اقلیتی حصص داران کی کمپنی کے اجلاس عام میں زیادہ تعداد میں حاضری کی حوصلہ افزائی کی جاتی ہے۔

کارپوریٹ بریفنگ سیشن

کمپنی نے رواں برس کے دوران کارپوریٹ بریفنگ سیشن کا انعقاد کیا۔

کمپنی ریکارڈ کی حفاظت

دستاویزات رکھنے کی بابت کمپنی کی پالیسی اور شیڈول کے تحت، تمام بزنس یونٹس، علاقوں، مقامات اور فنکشنز میں موجود عملے کو اپنا ریکارڈ برقرار رکھنے کے لئے منظور شدہ دورانیے میں دستاویزات کو محفوظ رکھنا چاہئے۔ کمپنی یقین رکھتی ہے کہ دستاویزی عمل کا مصنوعات کے معیار اور صارف تحفظ سے گہرا تعلق ہے۔ اور یہ کہ کمپنی ڈاکیومنٹ رکھنے کے پروگرام کے ذریعے ریکارڈ کی حفاظت کے اعلیٰ معیار پر عمل درآمد کرتی ہے جس سے دستاویزات کی تصدیق، تسلسل، حفاظت، دستیابی اور توثیق کو یقینی بنانے میں مدد ملتی ہے۔ ریگولیٹری اصولوں اور ضابطہ اخلاق کی پیروی میں، کمپنی یقینی بناتی ہے کہ دستاویزی عمل ہدایات، رپورٹوں اور اہم دستاویزات کی ترتیب، انتظام اور کنٹرول کے معیار پر پورا اترے۔ کمپنی وقتاً فوقتاً نگرانی کا عمل بھی کرتی ہے جو فزیکل اور الیکٹرونک ڈیٹا کی حفاظت کے تمام تر اصولوں کا احاطہ کرتی ہے۔ کمپنی ٹیکنالوجی اور سافٹ ویئر میں سرمایہ لگا کر دستاویز کی حفاظت کو یقینی بناتی ہے۔

متعلقہ فریقین سے لین دین

متعلقہ ضوابط کے تحت کمپنی نے بورڈ آف ڈائریکٹرز کی منظوری سے متعلقہ فریقین سے لین دین کی پالیسی مرتب کی ہے۔ جس پر فاصلاتی یا غیر فاصلاتی لین دین کے عمل کی بنیاد پر عمل درآمد ہوتا ہے۔ علاوہ ازیں، مروجہ قواعد کی روشنی میں کمپنی نے متعلقہ فریقین سے لین دین کا رجسٹر بھی تیار کیا ہے۔

ان سائیڈر ٹریڈنگ

کمپنی داخلی تجارت کی پالیسی پر عمل پیرا ہے۔ کمپنی مالیاتی نتائج کے اجراء سے قبل بند دورانیہ کا اعلان کرتی ہے۔ ڈائریکٹرز اور ایگزیکٹوز کو بند دورانیہ کے علاوہ کمپنی کی سیکورٹیز میں تجارت کی اجازت ہوتی ہے۔ بورڈ آف ڈائریکٹرز نے کمپنی کے ''ایگزیکٹوز'' کی ایک تعریف وضع کی ہے جس پر سالانہ کی بنیاد پر نظر ثانی ہوتی ہے۔

غیر ملکی ڈائریکٹرز کی سکیورٹی کلیئرنس

کمپنی کے بورڈ آف ڈائریکٹرز کے انتخاب کے لئے نامزد غیر ملکی ڈائریکٹرز کی سکیورٹی کلیئرنس کے لئے کمپنی ضروری دستاویزات کی فراہمی کی پابند ہے۔ جسے کلیئرنس کے لئے وزارت داخلہ کو جمع کرایا جاتا ہے۔

وہسل بلوئنگ پالیسی

کمپنی پالیسیوں، کنٹرولز، لاگو قواعد یا ضابطۂ اخلاق کی خلاف ورزی پر اطلاع کے لئے مؤثر اور شفاف وہسل بلوئنگ طریق عمل پر گامزن ہے۔ یہ پالیسی اس کے تحت بلاخوف اظہار کے قواعد کمپنی سے منسلک تمام افراد پر نافذ العمل ہیں۔ وہسل بلوئنگ پالیسی کے تحت جمع کرائی گئی تمام تر اطلاعات اور معلومات اور ان سے نبرد آزما ہونے اور حل کی تفصیلات کو بورڈ آڈٹ کمیٹی کے ساتھ شیئر کیا جاتا ہے۔

رابطہ سازی

کمپنی اپنے حصص داران کے ساتھ دلجمعی کے ساتھ مربوط رابطہ سازی کے لئے پرعزم ہے اور سالانہ، نصف سالہ اور سہ ماہی رپورٹس مقررہ اوقات کار میں تقسیم کی جاتی ہے۔ کمپنی کی سرگرمیوں کو اس کی ویب سائٹ www.pakistancables.com پر باقاعدگی سے اپ ڈیٹ کیا جاتا ہے جس میں انویسٹرز سے تعلقات کا سیکشن بھی شامل ہے۔

سرمایہ داروں کی شکایت کے ازالہ کی پالیسی

کمپنی نے حصص داران کی شکایات اور مطالبات کے ازالہ کے لئے ایک مربوط پالیسی وضع کر رکھی ہے۔ شیئر ہولڈرز / انویسٹرز کمپنی کے مقررہ ای میل ایڈریس برائے انویسٹر شکایات: investor.relations@pakistancables.com پر اپنی شکایات کا اندراج کر سکتے ہیں۔

اسٹیک ہولڈرز کی شمولیت

بورڈ آف ڈائریکٹرز کمپنی کے اسٹیک ہولڈرز کے ساتھ وسیع رابطہ سازی اور شفافیت اور اظہار کی تشہیر پر یقین رکھتی ہے۔ بورڈ آف ڈائریکٹرز نے شیئر ہولڈرز کے ساتھ رابطہ کی پالیسی منظور کی ہے جس کی خصوصیات مندرہ ذیل ہیں:

اسٹیک ہولڈرز	کمپنی کے لئے افادیت	تعلقات کی مینجمنٹ
شیئر ہولڈرز	مقاصد اور ویژن کی تکمیل کے لئے سرمایہ کو صرف کرنا	ہم اپنے سرمایہ داروں کی گراں قدر حمایت کو تسلیم کرتے ہیں اور ان کی سرمایہ داری پر بہترین منافع دے کر انہیں برقرار رکھتے ہیں۔
صارفین اور سپلائرز	ہمارے سپلائرز سپورٹ سسٹم کی حیثیت رکھتے ہیں جو ہمیں عمدہ کارکردگی دینے میں مدد کرتے ہیں۔ ہمارے صارف کی وفاداری ہمیں اپنے ویژن اور اہداف کو سمجھنے میں مدد کرتی ہے۔	ہم اس انداز میں کاروباری امور سرانجام دیتے ہیں کہ جو ہمارے صارفین اور سپلائرز کو لچک دار/موافق شرائط وضوابط پر منافع دے کر اور بروقت ادائیگی کے ذریعے سہارا دیں۔
بینک اور دیگر قرض دہندگان	مستقبل کی منصوبہ بندی، قرضوں کے انتظام کی کم لاگت انداز میں اجازت دیتی ہے جو ہماری آپریشنل کارکردگی کو سہارا دیتی ہے۔	ادائیگی کے شیڈول کو ترجیح دینا اور اپنے روابط میں درست اور شفاف معلومات فراہم کرنا جو بینکوں اور قرض دہندگان کے ساتھ اچھے تعلقات برقرار رکھنے میں مدد کریں گے۔

بورڈ آف ڈائریکٹرز میں تبدیلیاں

مس سپینٹا کانڈاوالا کی ریٹائرمنٹ سے بورڈ آف ڈائریکٹرز میں خالی ہونے والی نشست کو مقررہ وقت میں 18 اگست 2025ء کو محترمہ سائرہ مریم اعوان ملک کی تقرری کے ذریعے پُر کیا گیا۔ بورڈ اور کمپنی کی انتظامیہ کمپنی کے لئے مس کانڈاوالا کی گراں قدر خدمات کے لئے خراج تحسین پیش کرتے ہیں۔

05 مئی 2026ء کو منعقد ہونے والے غیر معمولی اجلاس عام میں ڈائریکٹرز کا دوبارہ انتخاب کیا گیا جس کے بعد چیئرمین اور چیف ایگزیکٹو آفیسرز کی دوبارہ تقرری ہوئی۔

ڈائریکٹرز ٹریننگ پروگرام

SECP کے اصولوں کے عین مطابق مقامی اداروں کی زیرنگرانی مندرجہ ذیل آٹھ ڈائریکٹرز نے اپنا ڈائریکٹرز ٹریننگ پروگرام مکمل کرلیا ہے۔

- جناب شعیب جاوید حسین
- محترمہ سائرہ مریم اعوان ملک
- جناب اکبر علی پسنانی
- جناب علی ایچ شیرازی
- جناب ارشد محسن طیب علی
- جناب مظہر والجی
- جناب کمال اے چنائے
- جناب فہد کمال چنائے

جناب مصطفیٰ اے چنائے ٹریننگ سے مستثنیٰ قرار پائے۔

ڈائریکٹرز کی تشریق

چیئرمین نے نئے تعینات ہونے والے ڈائریکٹر کو کمپنی کی متعلقہ دستاویزات کے ہمراہ تہنیتی پیغام بھیجا۔ بورڈ آف ڈائریکٹرز کے نئے اراکین کو انڈکشن پروسیس سے گزرنا پڑتا ہے تاکہ وہ کمپنی اور اس کی مقاصد، کاروباری امور، کارکردگی کے اشاریوں، مالیاتی حالت، اہم پالیسیوں اور بورڈ آف ڈائریکٹرز کے فرائض وذمہ داریوں سے واقف ہوسکیں۔

ڈائریکٹرز/ ایگزیکٹوز، ان کے جیون ساتھیوں اور کم سن بچوں کی جانب سے کمپنی کے حصص میں تجارت

کمپنی کے آرٹیکلز آف ایسوسی ایشن کے تحت درکار شیئر ہولڈنگ کو پورا کرنے کے لئے نئی منتخب خودمختار ڈائریکٹر نے مندرجہ ذیل ٹرانزیکشن کی۔

نام	انتقال کنندہ/منتقل الیہ	عہدہ/رشتہ	تعداد حصص	ٹرانزیکشن کی نوعیت
محترمہ سائرہ مریم اعوان ملک	منتقل الیہ	خودمختار ڈائریکٹر	1,000	خرید

پاکستان سے باہر منعقدہ بورڈ اجلاس

بورڈ آف ڈائریکٹرز کا کوئی اجلاس اسلامی جمہوریہ پاکستان سے باہر منعقد نہیں ہوا ہے۔

سالانہ جائزہ

CEO

قانونی تقاضوں کے مطابق بورڈ آف ڈائریکٹرز کی منظوری سے CEO کی تقرری ہوتی ہے اور اس کے عہدے کی مدت 3 سال تک ہوتی ہے۔ بورڈ آف ڈائریکٹرز، چیف ایگزیکٹو آفیسر اور چیف ریگولیٹری آفیسر کی کارکردگی کے جائزے کے لئے SECP کی جاری کردہ ہدایات کے مطابق فرائض وذمہ داریوں کی بابت CEO کی کارکردگی کا جائزہ لیا جاتا ہے۔

بورڈ آف ڈائریکٹرز

لسٹڈ کمپنیز (کوڈ آف کارپوریٹ گورننس) ضوابط، 2019ء اور SECP کی جاری کردہ ہدایات کے تحت بورڈ آف ڈائریکٹرز، بورڈ اراکین اور بورڈ کمیٹیوں، چیف ایگزیکٹو آفیسر اور چیف ریگولیٹری آفیسر کی کارکردگی کے سالانہ جائزہ کے لئے ایک جامع اور مربوط نظام موجود ہے۔ جائزہ کے لئے درکار دستاویزات کو بورڈ آف ڈائریکٹرز کے تمام اراکین کو باضابطہ طور پر ارسال کیا جاتا ہے، انہیں کمپنی سیکریٹری کو بھی جمع کرانا لازمی ہے۔ نتائج مرتب کئے جاتے ہیں اور مجوزہ بہتری/ اقدامات پر تبادلۂ خیال کے لئے انہیں بورڈ آف ڈائریکٹرز کو پیش کیا جاتا ہے۔

مفادات کا ٹکراؤ

بورڈ آف ڈائریکٹرز نے ایسی پالیسی کی منظوری دی ہے جو تقاضا کرتی ہے کہ مفادات کے حقیقی یا ممکنہ ٹکراؤ کی صورت میں متعلقہ عہدے دار/ ملازم اس معاملہ کی تفتیش میں خود کو شامل نہ کرے۔ مزید برآں، کوئی بھی عہدے دار/ ملازم ایسے حالات پیدا نہیں کرے گا جس میں کمپنی کے مفادات کا اُس کے بالواسطہ/ بلاواسطہ مفادات سے ٹکراؤ شامل ہوجائے۔

نظم ونسق

بورڈ آف ڈائریکٹرز کے چیئرمین اور چیف ایگزیکٹو آفیسر کے دفاتر

بورڈ آف ڈائریکٹرز کے چیئرمین اور چیف ایگزیکٹو آفیسر(CEO) کے لئے علیحدہ علیحدہ دفاتر قائم کئے گئے ہیں جس میں ان کے فرائض اور ذمہ داریوں کی واضح تقسیم کی گئی ہے۔

بورڈ آف ڈائریکٹرز کے چیئرمین کے فرائض

بورڈ آف ڈائریکٹرز کے چیئرمین کا بنیادی فرض کمپنی کے بورڈ آف ڈائریکٹرز کی قیادت کرنا اور اس کا انتظام سنبھالنا ہے۔ چیئرمین بورڈ آف ڈائریکٹرز کو جواب دہ ہے اور CEO کے ذریعے بورڈ آف ڈائریکٹرز اور کمپنی انتظامیہ کے درمیان براہِ راستہ رابطہ کا ذمہ دار ہے۔ چیئرمین حسب ضرورت بورڈ آف ڈائریکرز کے لئے رابطہ ساز کا بھی کام کرتا ہے۔

چیف ایگزیکٹو آفیسر کے فرائض

CEO کمپنی کی طویل مدتی حکمت عملی کی تیاری اور نفاذ کے لئے ذمہ دار ہے تاکہ شیئر ہولڈرز کو فائدہ پہنچایا جا سکے۔ CEO کے قائدانہ فرائض میں انتظامیہ کے روزمرہ کے فیصلوں پر نظر رکھنا اور کمپنی مقاصد کا اطلاق شامل ہے۔ CEO بورڈ آف ڈائریکٹرز اور کمپنی انتظامیہ کے مابین براہِ راست رابطہ کا کام کرتا ہے اور انتظامیہ کی جانب سے بورڈ آف ڈائریکٹرز سے رابطہ کرتا ہے۔

بورڈ آف ڈائریکٹرز اور اس کی کمیٹیاں

نو اراکین پر مشتمل کمپنی کا ایک بورڈ آف ڈائریکٹرز موجود ہے جس کی تفصیلات صفحات **54** تا **58** میں تحریر ہیں۔

بورڈ آف ڈائریکٹرز نے دو کمیٹیاں بورڈ آڈٹ کمیٹی اور ہیومن ریسورس اینڈ ریمونریشن کمیٹی قائم کی ہیں جن کی تفصیلات بالترتیب صفحات **61** تا **63** اور صفحات **59** تا **60** میں تحریر ہیں۔

بورڈ آف ڈائریکٹرز کے فرائض وذمہ داریاں

بورڈ آف ڈائریکٹرز کے اراکین انفرادی اور اجتماعی طور پر اپنی ذمہ داریوں سے بخوبی آگاہ ہیں۔ بورڈ آف ڈائریکٹرز بجٹ کی منظوری، سرمایہ داری، ایکویٹی اور ڈیٹ کیپٹل کا اجرا، متعلقہ فریقین سے لین دین اور اہم انتظامی عہدیداروں کی تقرری جیسے اہم فیصلوں میں فعال کردار کرتا ہے۔

بورڈ آڈٹ کمیٹی کی سفارشات پر بورڈ آف ڈائریکٹرز نے رسک گورننس اور داخلی نظم وضبط کی پالیسی منظور کی ہے۔ اس پالیسی کے تحت کمپنی کے آپریشنز اور داخلی مالیاتی کنٹرولز کی موزونیت بشمول مالیاتی اسٹیٹمنٹس، داخلی اور خارجی آڈٹ کے مشاہدات اور منافع منقسمہ کی تجاویز کی نگرانی کی جاتی ہے۔ بورڈ آف ڈائریکٹرز نے بورڈ آڈٹ کمیٹی کی سفارشات پر کمپنی کے لئے آفات سے بحالی کے پلان اور کاروبار کے تسلسل کے منصوبہ کی بھی منظوری دی ہے اور اسے لاگو کیا ہے۔

بورڈ آف ڈائریکٹرز نے کاروباری امور کو چلانے اور کمپنی کو لاحق ممکنہ خطرات سے بچاؤ/نگرانی کے لئے جاری پالیسیوں پر نظر ثانی کی ہے اور اس کی منظوری دی ہے۔ داخلی آڈٹ ڈیپارٹمنٹ کمپنی پالیسیوں کی تعمیل پر مسلسل نگرانی رکھتا ہے۔

معاوضہ کی پالیسی

ڈائریکٹرز کا معاوضہ طے کرنے کے لئے کمپنی نے ایک رسمی اور شفاف طریقہ کار کو یقینی بنانے کی خاطر ایک پالیسی وضع کی ہے۔ اس پالیسی کے تحت کوئی بھی ڈائریکٹر اپنا معاوضہ طے کرنے کا مجاز نہ ہے۔ ڈائریکٹرز کو برقرار رکھنے اور ان کی خدمات کو جاری رکھنے کے لئے مناسب معاوضہ طے کیا جاتا ہے تاہم معاوضہ طے کرتے وقت اس بات کا خیال رکھا جاتا ہے کہ ڈائریکٹرز کی خودمختاری پر کوئی سمجھوتہ نہ ہو۔

چیف ایگزیکٹو آفیسر، ڈائریکٹر اور ایگزیکٹوز کا معاوضہ

سال 2026ء کے لئے چیف ایگزیکٹو آفیسر، ڈائریکٹر اور ایگزیکٹوز کا معاوضہ کی بابت تفصیلات منسلک مالیاتی اسٹیٹمنٹس کے نوٹ نمبر **47** میں تحریر کی گئی ہیں۔ جنہیں سالانہ رپورٹ کے صفحہ نمبر **196** میں دوبارہ تحریر کیا گیا ہے۔

بورڈ آف ڈائریکٹرز کے اجلاس

ریگولیٹری تقاضوں کے مطابق سال بھر میں بورڈ آف ڈائریکٹرز کے کم از کم چار اجلاس منعقد ہوتے ہیں۔ اہم اور فوری توجہ طلب معاملات پر بحث اور فیصلہ کے لئے حسب ضرورت بورڈ اجلاس طلب کیا جا سکتا ہے۔

مالیاتی سال 2025-2026 کے دوران بورڈ آف ڈائریکٹرز کے چھ (6) اجلاس منعقد ہوئے۔ اجلاس میں اراکین کی حاضری کی تفصیلات حسب ذیل ہیں:

نام ڈائریکٹر	حاضری
جناب مصطفیٰ اے چنائے	6/6
جناب شعیب جاوید حسین-SLIC	6/5
محترمہ سائرہ مریم اعوان ملک (18 اگست 2025ء کو تقرری ہوئی)	6/6
جناب اکبر علی پسنانی	6/6
جناب علی ایچ شیرازی	6/6
جناب ارشد محسن طیب علی	6/5
جناب مظہر والجی	6/6
جناب کمال اے چنائے	6/5
مسٹر فہد کے چنائے	6/6

صارف تحفظ کے لئے اقدامات

صارفین کی آسانی کی خاطر کمپنی اپنی رسائی کو بڑھانے کے لئے کوشاں ہے۔ ہیلپ لائن کے ذریعے صارفین کو کمپنی کے UAN نمبر +92-21-111-CABLES (+92-21-111-222-537) ڈائل کر کے کمپنی کے کال سنٹر تک رسائی حاصل ہے۔ کمپنی مصنوعات کی تصدیق کی سہولت اہم خاصیت بن رہی ہے جس کی مدد سے صارفین اپنی خرید کی گئی مصنوعات کی تصدیق کر سکتے ہیں۔ صارفین مندرجہ ذیل کسی بھی ذریعہ: SMS، ویب سائٹ اور وٹس ایپ کو استعمال کرتے ہوئے اپنی خرید کی گئی مصنوعات کی تصدیق کر سکتے ہیں۔ مصنوعات کی توثیق کی سہولت پاکستان کیبلز کے وٹس ایپ اور لائیلٹی کلب ایپ پر بھی دستیاب ہے۔ یہ ایپ مئی 2022 میں لائیلٹی کلب ممبرز کے لئے متعارف کرائی گئی۔ تصدیق کی زیادہ تر درخواستیں بذریعہ وٹس ایپ موصول ہوئیں جو صارفین کے لئے رسائی کا سب سے اہم ذریعہ ہے۔ صارفین میں ان سہولیات کے فروغ کا مقصد صارفین کو منڈی میں کمپنی کی اخلاقی عمل داری کی جانب عزم سے روشناس کرانا ہے۔

پیشہ ورانہ صحت اور حفاظت

اپنے لوگوں کی صحت اور حفاظت کا خیال رکھنا اور کام کے صحتمند ماحول کو یقینی بنانا کمپنی کے لئے انتہائی اہم ہے لہٰذا کمپنی کام کی ایسی جگہ کو تیار کرنے کے لئے کوشاں ہے جو کام سے متعلق خطرات کو کم کرے اور پیشہ ورانہ صحت اور حفاظت کو فروغ دے۔ کمپنی ایک جامع صحت، حفاظت اور ماحولیات (HSE) مینجمنٹ سسٹم اور HSE پالیسی کی حامل ہے۔ HSE کے تقاضوں پر عمل درآمد کے لئے تمام ملازمین کے فرض کی انجام دہی کو مربوط ٹریننگ پروگرام، خود احتسابی، انٹرنل آڈٹس اور مرحلہ وار انتظامی جائزہ کے ذریعے یقینی بنایا جاتا ہے۔ تمام شعبوں کے HSE اندرونی و بیرونی سلسلہ وار آڈٹس کئے جاتے ہیں تاکہ عمل درآمد کا تعین کیا جا سکے۔

ملازمین کی مسلسل تربیت کے ذریعے کام کی جگہ پر محفوظ ماحول میں سرمایہ کاری۔

متعلقہ طریقہ ہائے کار میں مرحلہ وار تجدید کی جاتی ہے تاکہ حادثات سے پاک کام کی جگہ کو برقرار رکھا جا سکے جس میں تمام حادثات اور near miss کی فوری اطلاع کی حوصلہ افزائی شامل ہے۔ کمپنی پاکستان کی ان بڑی کمپنیوں میں شامل ہے جس نے 7ویں، 8ویں، 10ویں، 12ویں اور 16ویں سالانہ اینوائرنمنٹ ایکسیلنس ایوارڈز میں صحت اور ماحولیات کے لئے قومی فورم سے نمایاں ایوارڈ حاصل کئے۔

پیشہ ورانہ صحت اور حفاظت کے لئے HSE کاوشوں میں مندرجہ ذیل شامل ہیں:

- مشین گارڈنگ
- فیکٹری کے احاطہ میں ذاتی حفاظتی سامان کا استعمال
- پان اور گٹکا کھانے اور تھوکنے کے مضر اثرات پر آگاہی سیمنار
- بجلی کے واقعات سے بچاؤ کے لئے لاک آؤٹ اور ٹیگ آؤٹ پروگراموں کا آغاز
- بیرونی معائنہ کار اداروں کی جانب سے تمام لفٹنگ آلات کا معائنہ
- حفظان صحت پر ماہانہ سرویز
- کمپنی کے ڈاکٹر کی جانب سے تمام ملازمین کا عمومی طبی معائنہ
- ''تعمیر کے دوران حفاظت'' کے لئے OHS&E مینجمنٹ سسٹم کی تیاری اور نوری آباد میں نئی فیکٹری پر اطلاق

ٹریننگ اور ڈیویلپمنٹ

- سال بھر میں متعدد ٹریننگ سیشنز کے ذریعے حفاظتی کلچر کو فروغ دیا گیا۔ کمپنی نے HSE ماڈیولز کی صورت میں ای-لرننگ اقدامات کا آغاز کیا۔ رواں برس کے دوران OHS&E سیشنز کی مد میں کل 1,505 گھنٹے صرف کئے گئے۔
- ریسکیو 1122 سندھ کے اشتراک سے ابتدائی طبی امداد اور ہنگامی ردعمل ٹریننگ کا انعقاد کیا گیا۔
- NED یونیورسٹی کراچی کے اشتراک سے کراس فنکشنل ٹیموں کے لئے الیکٹریکل سیفٹی پر دو روزہ کسٹمائزڈ ٹریننگ پروگرام کا انعقاد کیا گیا۔
- AKUH کے لائف سیورز پروگرام کے اشتراک سے CPR ٹریننگ سیشن کا انعقاد کیا گیا۔
- نیشنل ہائی وے اور موٹر وے پولیس کے تعاون سے سڑک پر حفاظت سے آگاہی کے سیشن کا انعقاد کیا گیا۔

جان بچانے کی مہارتوں/سی پی آر کی تربیتی سیشنز کا سلسلہ جاری۔

● **STEAM ایجوکیشن کے فروغ کے لئے رضا کارانہ کام**

سائنس، ٹیکنالوجی، انجینئرنگ، آرٹس اور ریاضی (STEAM) مضامین سے آگاہی کے لئے سرکاری اسکولوں میں داخل طلباء کے ساتھ ASC گروپ کی رکن کمپنیوں بشمول پاکستان کیبلز لمیٹڈ کے ملازمین نے انٹرایکٹو سیشنز کا انعقاد کیا۔ کراچی اور راولپنڈی میں متعدد سیشنز کے انعقاد سے 220 افراد مستفید ہوئے۔

● **TCF اسکولوں میں رضا کارانہ کام:**

IIL، PCL اور ISL کے ملازمین کے لئے دی سٹیزنز فاؤنڈیشن (TCF) اسکولوں میں عامر سلطان چنائے فاؤنڈیشن (ASCF) نے رضا کارانہ سرگرمیاں منعقد کیں۔ STEAM ایجوکیشن کے لئے فروغ کے لئے انٹرایکٹو سیشنز کا انعقاد کیا گیا جہاں TCF-IIL اور TCF-چنائے کیمپس میں 100 افراد مستفید ہوئے۔

● **EMERGE-4 گروپس کی تکمیل**

عامر سلطان چنائے فاؤنڈیشن نے ہنر فاؤنڈیشن کے اشتراک سے کل 4 سیشنز مکمل کئے اور اس پروگرام سے تقریباً 180 افراد براہِ راست مستفید ہوئے۔ پاکستان کے پہلے TVET پر مبنی گروپس EMERGE کے ذریعے 18 سے 25 سال کے نوجوانوں کے لئے اسٹارٹ اپس میں کاروباری تربیت اور آگاہی فراہم کی گئی۔ دو برسوں میں EMERGE نے ای کامرس، صحت، زراعت اور ٹیکنالوجی کے شعبوں میں 20 نئے سٹارٹ اپس کی معاونت کی۔

● **ASC گروپ نے کھیلوں میں اشتراک کے ذریعے بین الاقوامی سطح پر اسکواش کو فروغ دیا**

عامر سلطان چنائے فاؤنڈیشن کی رکن کمپنیوں بشمول انٹرنیشنل انڈسٹریز لمیٹڈ، پاکستان کیبلز لمیٹڈ اور انٹرنیشنل اسٹیل لمیٹڈ نے عامر سلطان چنائے فاؤنڈیشن (ASCF) سے مل کر انڈر 17 اور انڈر 23 کیٹگری میں مسلسل دو مرتبہ پاکستان کی نمائندگی کرنے والے اسکواش کے قابل کھلاڑیوں سیف اور ثنا بہادر کے ساتھ کثیر سالہ اسپانسرشپ معاہدہ طے کیا۔ یہ کھلاڑی معذور (بہرے اور گونگے پن کا شکار) بھی ہیں جو پاکستان کی نوجوان نسل کے لئے متاثر کن سفر کا مظاہرہ کرتے ہیں۔ اسپانسرشپ معاہدے کے مطابق ASC گروپ ملکی و بین الاقوامی ٹورنامنٹس میں شرکت کے ذریعے ان کی ٹریننگ کی ضروریات کو بھی پورا کرتا ہے۔

● **ڈیجیٹل مہم کے ذریعے مفادِ عامہ کے پیغامات**

سوشل میڈیا چینلز میں کمپنی کی ساکھ کو مضبوط کرتے ہیں رواں برس حفاظت کے متعلق 4 آگاہی مہم چلائی گئیں۔ جس کو دیکھنے والوں کی تعداد **1.1** ملین سے زائد تھی۔ حفاظت کے مختلف پہلوؤں کی وضاحت کرتے ہوئے شہریوں کو مؤثر انداز میں مائل کیا گیا اور آگاہی بیدار کر کے شہریوں اور آبادیوں کے مفادات کو محفوظ کیا گیا۔ جس میں الیکٹریکل سیفٹی، ماحولیاتی تبدیلیوں/قدرتی آفات سے حفاظت اور تعمیرات سے متعلق حفاظت شامل ہے۔

سیف اور ثناء بہادر کے ساتھ کثیر سالہ اسپانسرشپ کا سلسلہ جاری رکھا گیا۔

ملکی مقاصد کے لئے عطیات

کمپنی کئی برسوں سے قومی اہمیت کے حامل متعدد بامعنی مقاصد میں اپنا حصہ ڈال رہی ہے، جو مندرجہ ذیل ہیں لیکن یہ فہرست یہاں تک محدود نہیں:

- عامر سلطان چنائے فاؤنڈیشن
- آغا خان ڈیولپمنٹ نیٹ ورک (AKDN)
- بیت السکون کینسر ہسپتال
- چائلڈ لائف فاؤنڈیشن
- دارالسکون
- ادارئیو ویلفیئر فاؤنڈیشن
- کاروانِ حیات
- کراچی ریلیف ٹرسٹ
- NOWPDP
- SIUT
- دی کڈنی سنٹر
- پیشنٹ ایڈ فاؤنڈیشن
- پناہ فاؤنڈیشن

- تمام ماحولیاتی وقانونی تقاضوں کی تعمیل اور ISO 14001 (اینوائرنمنٹل مینجمنٹ سسٹم) کے بین الاقوامی اصولوں پر عملدرآمد کو یقینی بنایا گیا۔
- آلودہ مادوں، سٹیک اخراج، شور اور خوشگوار ہوا کے معیار کا وقتاً فوقتاً جائزہ لیا گیا۔
- سیال کیمیکلز/آئلز اور لبریکنٹس کی ہینڈلنگ کے لئے ثانوی سطح پر تلفی کے مراکز قائم کئے گئے۔

CSR پالیسی

کاروباری وسماجی ذمہ داری کی پالیسی (CSR) اور منظر نامہ

کمپنی کی انتظامیہ اور نظم ونسق کے لئے تعینات عملہ کاروباری شہری بننے کی ذمہ داری سے بخوبی آگاہ ہے اور اس بابت وہ انتہائی پرعزم ہے۔ کمپنی پاکستان کی متعدد کمیونٹیز میں سماجی فلاح و بہبود کے لئے جاری مہموں میں اپنا کردار ادا کرنے کے لئے پرعزم ہے۔ اس بابت ہمارے دلچسپی کے امور میں ماحولیاتی تحفظ، تعلیم، صحت اور معاشرے کی سماجی ترقی شامل ہیں لیکن یہ فہرست یہاں تک محدود نہیں۔ کمپنی (معاملہ کی نوعیت کے اعتبار سے) عامر سلطان چنائے فاؤنڈیشن (ASCF) کے ذریعے اپنے ملازمین کی سماجی فلاح کی ضروریات کی حفاظت کرتی ہے۔ 1980ء سے ASC گروپ کی ممبر کمپنیوں کا قائم کردہ یہ ایک خیراتی ادارہ ہے۔ ملازمین کی رضاکارانہ پالیسی مرتب کی گئی اور عمل درآمد کے لئے اسے منظور کیا گیا ہے جو کمپنی کے CSR روڈ میپ کی جانب ایک اہم سنگ میل ثابت ہوا ہے۔

CSR سرگرمیاں

کمپنی نے اپنی CSR پالیسی کے مطابق سالانہ بنیادوں پر اپنے متوقع نفع علاوہ ٹیکس سے 2.5% رقم عطیات کے لئے مختص کی ہے۔ علاوہ ازیں، کمپنی اپنی CSR سرگرمیوں کے تحت سماجی فلاح و بہبود کے کاموں میں بھی مدد کرتی ہے۔ جس کے اخراجات کا سالانہ بنیادوں پر جائزہ لیا جاتا ہے اور بورڈ کے جائزہ اور منظوری کے بعد بجٹ مختص کیا جاتا ہے۔

مالیاتی سال کے دوران سماجی خدمات کی بابت کمپنی کے اخراجات تقریباً 9.7 ملین روپے رہے۔ یہ اخراجات CSR سرگرمیوں اور عطیات کی مد میں کئے گئے۔

اہم CSR اقدامات میں مندرجہ ذیل شامل ہیں:

- **پاکستان کیبلز ASCEND سفراء کے ماڈیول 2 کی تکمیل**

پاکستان میں خواتین کے لئے STEM پر مبنی تعلیم کے فروغ کی بابت قائم کمپنی کے فلیگ شپ پلیٹ فارم 'ASCEND' کے دائرہ کار میں دوسرے بیچ کی طالبات کو شامل کر کے توسیع کی گئی۔ پاکستان کے پہلے اور واحد کامیابی سے جاری کوآپریٹو ایجوکیشن پروگرام کے تحت NED یونیورسٹی (کراچی) اور مہران یونیورسٹی آف انجینئرنگ اینڈ ٹیکنالوجی (MUET)، جامشورہ کے الیکٹرک انجینئرنگ شعبوں میں داخل طالبات کو ضرورت کی بنیاد پر 10 تعلیمی وظائف پیش کئے گئے۔ مزید برآں، کمپنی کی فیکٹری واقع نوری آباد میں 8 انٹرنز نے سمر انٹرنشپ کے 2 ماڈیول مکمل کر لئے ہیں۔

پروگرام سے مستفید ہونے والی طالبات کی تعداد 18 ہے اور انٹرن شپ (TBC) کے ذریعے کل 304 گھنٹے صرف کئے گئے۔ ASCEND اس صنعت کے لئے ایک مثالی پروگرام ثابت ہوا ہے جس کو طالبات، پروفیشنلز اور تعلیمی اداروں نے خوب سراہا ہے۔ یہ اقدامات طالبات کو تعلیمی معاونت کے ساتھ ساتھ صنعتی تجربہ اور کاروبار کی سوجھ بوجھ فراہم کرتا ہے۔

ASCEND 2.0 میں این ای ڈی یونیورسٹی، کراچی اور مہران یونیورسٹی آف انجینئرنگ اینڈ ٹیکنالوجی، جامشورو کے طلبہ کا خیر مقدم کیا گیا۔

- **پاکستان کیبلز ملازمین کے رضاکارانہ پروگرام کی سرگرمیاں**

سال 2025-2026 کے دوران کمپنی کی رضاکارانہ سرگرمیوں کے ذریعے 400 سے زائد افراد براہِ راست مستفید ہوئے۔ رضاکارانہ سرگرمیوں کی نمایاں جھلکیاں درج ذیل ہیں:

- **چائلڈ لائف فاؤنڈیشن میں بچوں کے ER وزٹس:**

ASC کی رکن کمپنیوں بشمول پاکستان کیبلز لمیٹڈ کے ملازمین نے چائلڈ لائف فاؤنڈیشن کے زیر انتظام ایمرجنسی وارڈ کا دورہ کیا۔ اس عمل میں لیاری جنرل ہسپتال اور سول ہسپتال کے 100 سے زائد بچے مستفید ہوئے جہاں بچوں میں کھلونے تقسیم کئے گئے۔ جس میں 20 رضاکاروں نے دورہ کیا۔

سال کے دوران ملازمین نے رضاکارانہ سرگرمیوں میں حصہ لیا۔

ماحولیات

کمپنی ماحول دوست مصنوعات کی تیاری پر فخر محسوس کرتی ہے۔ کمپنی بین الاقوامی اصولوں کے عین مطابق پاکستان میں اعلیٰ معیار کی وائرز اور کیبلز تیار کر رہی ہے۔ اپنی کیبلز کی تیاری میں معیاری کا پر کے استعمال کے باعث ہماری کیبلز لائن لاسز میں کمی کے ذریعے بجلی کی بچت میں اہم کردار ادا کر رہی ہیں۔ اسی طرح سے کمپنی نے سولر تنصیبات کے لئے خصوصی کیبلز تیار کی ہیں۔

توانائی بحران کے خاتمہ کے لئے کمپنی کی کاوشیں

توانائی بحران سے نپٹنے کے لئے بجلی کی بچت کے لئے دیگر نمایاں اقدامات کے علاوہ کمپنی نے اپنا مقید پاور پلانٹ نصب کیا ہے تاکہ یوٹیلیٹی کی انرجی سپلائی کا متبادل حاصل کی جا سکے۔ اس طرح کمپنی نے اپنے انرجی وسائل میں سولر پاور کو شامل کر لیا ہے۔

توانائی کی بچت

کمپنی توانائی کے محدود وسائل کے مؤثر استعمال کی اہمیت سے بخوبی واقف ہے لہٰذا کمپنی نے توانائی کی بچت کے لئے مندرجہ ذیل اقدامات کئے ہیں۔

I سال 2025ء میں کمپنی نے نوری آباد فیکٹری میں اضافی 300kW بجلی پیدا کر کے آن گرڈ سولر پاور پلانٹ کی توسیع کی۔ جس کے بعد کل نصب استعداد 2.3 میگاواٹ ہو گئی ہے۔ توقع کی جاتی ہے کہ تقریباً 2.5-3.0 ملین کلوواٹ آور سالانہ بجلی پیدا ہو گی۔ جس کے نتیجے میں لاگت میں 100 ملین روپے سالانہ بچت ہو گی۔ اور کمپنی کا گرڈ سے حاصل بجلی پر انحصار کم ہو جائے گا جس سے کمپنی کے پائیداری اہداف کو تقویت ملے گی۔ سولر استعداد میں اضافہ سے سالانہ 1,500-1,800 ٹن کاربن ڈائی آکسائیڈ کے اخراج میں کمی واقع ہو گی جو تقریباً 85,000 درختوں کو لگانے کے برابر ہے۔

شمسی توانائی کے پلانٹ کی استعداد میں اضافہ کرتے ہوئے اسے 2.3 میگاواٹ تک بڑھایا گیا۔

- کمپنی کا مقید پاور پلانٹ ویسٹ ہیٹ ریکوری اور بخارات کو جذب کرنے والے چلرز سے لیس ہے اور یہ پلانٹ گیس اور بجلی کے مؤثر استعمال کو یقینی بناتا ہے اس طرح توانائی کی بچت ہوتی ہے۔
- ارتھ آور کی اہمیت پر سیشنز کا انعقاد کیا گیا تاکہ ملازمین میں توانائی کی بچت اور ماحول پر اس کے اثرات سے متعلق آگاہی بیدار کی جا سکے۔
- بجلی کی بلاتعطل اور محفوظ فراہمی کو یقینی بنانے کے لئے الیکٹریکل پینلز کی ماہانہ کی بنیادوں پر چیک کیا جاتا ہے۔
- کمپنی کے تمام شعبوں میں کھانے اور نماز کے وقت مانیٹرز، روشنیوں، پنکھوں اور ایئر کنڈیشنرز کو بند کرنے کے اقدام کا اطلاق کیا گیا۔
- بجلی کی کھپت کو کم کرنے کے لئے روایتی ٹیوب لائٹس پر کم بجلی صرف کرنے والے LED بلبوں کے استعمال کو ترجیح دی گئی۔
- فیکٹری کے ماحول دوست اسٹرکچرل ڈیزائن کے ذریعے قدرتی روشنی کے استعمال کو بڑھایا گیا۔

پاکستان کیبلز اربن فاریسٹ

نوری آباد سندھ میں کمپنی کی نئی فیکٹری میں 3 ایکڑ رقبے پر پاکستان کیبلز اربن فاریسٹ میں تقریباً 50,000 درختوں لگائے گئے ہیں۔ پاکستان کیبلز اربن فاریسٹ پاکستان کے کسی بھی صنعتی مقام پر سب سے پہلا اور بڑا میاوا کی اربن فاریسٹ ہے۔

گرین ہاؤس گیسوں کے اخراج (GHG) اور کاربن Footprints میں کمی کی کوشش

SBTi کی جانب سے کمپنی کے سائنس پر مبنی اخراج میں کمی کے اہداف (Science-Based Emission Reduction Targets) کی توثیق اور منظوری دی گئی ہے۔ پاکستان کیبلز کے سائنس پر مبنی اخراج میں کمی کے اہداف (Science-Based Emission Reduction Targets) اسکے طویل مدتی وژن کا حصہ ہیں جس کا مقصد SBTi کے خالص صفر (Net Zero) معیار سے ہم آہنگ اپنے خالص صفر (Net Zero) اہداف اور حکمتِ عملی تیار کرنا ہے۔

کمپنی میں سرسبز و شاداب فلسفہ کو جاری رکھنے کے لئے متعدد اقدامات اٹھائے گئے۔ فضا میں پروسیس گیس کے اخراج کا تدارک اور ضائع حرارت کی ریکوری اور ری سائیکلنگ جیسے اہم HSE امور سے متعلق آگاہی پر زور دینے کے لئے فیکٹری کے نمایاں مقامات پر HSE سائن بورڈز لگائے جا رہے ہیں۔ مزید برآں، فیکٹری کے احاطہ میں سبزہ کو بہتر بنانے اور فیکٹری کے اندر اور گرد و نواح میں ہارٹیکلچر، بہتر ہاؤس کیپنگ وغیرہ کے ذریعے ماحول کو صاف رکھنے کے لئے متواتر کوششیں بنیادی ترجیح رہیں۔

- ہنگامی حالات میں انخلاء کے عمل کی روانی کو یقینی بنانے کے لئے فیکٹری کے خاکہ کو اپ ڈیٹ کیا گیا تاکہ نئے نصب شدہ اسمبلی پوائنٹ سائن بورڈز (A،B اور C) نمایاں ہو جائیں۔
- مشینری کو محفوظ انداز میں کھولنے اور منتقل کرنے کے لئے حفاظتی جائزہ لیا گیا۔ سامنے آنے والے سقم اور اطلاق کے لئے مجوزہ اصلاحی اقدامات سے متعلق متعلقہ فریقین کو آگاہ کیا۔
- بروقت اطلاع اور حادثات کی تحقیق کے لئے انسیڈنٹ مینجمنٹ ای پورٹل سسٹم وضع اور متعارف کرایا گیا۔ اس عمل کو ڈیجیٹائز کرنے کے اہم فوائد مندرجہ ذیل ہیں:
  - بہتر رسائی
  - تیز تر رپورٹنگ اور بہتر ایکوریسی
  - شفافیت میں اضافہ اور مئوثر رپورٹنگ؛ اور
  - مزید قابل تعین تحقیقات اور اصلاحی اقدامات کی نگرانی
- پراسیس سیفٹی مینجمنٹ (PSM) پالیسی اور کتابچہ کی تیاری اور مینوئل تیار کر کے نافذ کئے گئے اور متعلقہ ملازمین میں ان سے آگاہی پیدا کی گئی۔
- QHSE مینجمنٹ سسٹم کے لئے جدید مربوط مینجمنٹ سسٹم پالیسی کو حتمی شکل دے کر سرٹیفکیشن ادارے سے منظور کیا گیا۔
- نمایاں مقامات پر خصوصی اسموکنگ شیلٹرز کی تنصیب
- ملازمین کے رہائشی علاقوں میں فائر اور سیفٹی سروے منعقد کیا گیا جسے بعد ازاں ایمرجنسی ریسپانس اور سیفٹی ایکوپمنٹ سے لیس کیا گیا۔
- تعمیراتی سرگرمیوں کے دوران آلات بشمول کرینز، لوڈرز، ایکسکویٹرز، فورک لفٹ ٹرکس، رگنگ ایکوپمنٹ، پاور ٹولز اور مکمل جسمانی ڈھال کے محفوظ استعمال کو یقینی بنانے کے لئے ان ہاؤس معائنے کا عمل لاگو کیا گیا۔
- مخصوص QHSE بورڈ نوری آباد فیکٹری میں نصب کیا گیا جس میں QHSE کے بہترین امور، ایمرجنسی رابطہ نمبر اور ایمرجنسی ریسپانس ٹیم (ERT) کے موبائل نمبر درج ہیں۔
- ایک خودمختار ماحولیاتی نگرانی کے کنسلٹنٹ نے سہ ماہی بنیادوں پر سندھ ماحولیاتی پروٹیکشن ایجنسی (SEPA) کے جاری کردہ NOC برائے ابتدائی ماحولیاتی جائزہ (IEE) کے مطابق آڈٹ کیا۔ مروجہ تقاضوں کی پیروی میں تمام آڈٹس کامیابی سے مکمل ہوئے۔
- سول ڈیفنس کے ڈائریکٹرز نے نوری آباد فیکٹری کا آڈٹ کیا جس میں فائر فائٹنگ آلات کا معائنہ کیا گیا اور حفاظتی اقدامات کی تصدیق کی گئی۔ جس میں فرسٹ ایڈ کٹس اور فائر فائٹنگ کے عمل میں سٹاف ٹریننگ شامل تھی۔ یہ آڈٹ کامیابی سے مکمل ہوا۔
- اسسٹنٹ ڈائریکٹر سیفٹی و پیشہ ورانہ صحت، محکمہ مزدوراں حکومت سندھ نے فیکٹری کا آڈٹ کیا اور تعمیراتی سرگرمیوں کے دوران حفاظتی اصولوں پر عمل درآمد اور ہاؤس کیپنگ کی جانب کمپنی کی کاوشوں کو سراہا۔
- مقید سولر پاور پلانٹ کے لئے سندھ ماحولیاتی پروٹیکشن ایجنسی (SEPA) حکومت سندھ سے آپریشنل NOC اور IEE منظوری کامیابی سے حاصل کی گئی۔

صنعتی آلودگی کے اثرات کی روک تھام اور سماجی آگاہی

ماحول کے لئے انتہائی باخبر کمپنی کی حیثیت سے اپنے کاربن اخراج کے اثرات کو کم کرنے کے لئے مندرجہ ذیل اقدامات کا اطلاق کیا گیا:

- واٹر ٹریٹمنٹ سہولت کو کامیابی سے نصب اور کام کے قابل بنایا گیا۔ فیکٹری سے ڈسچارج ٹیسٹ نتائج سندھ اینوائرنمنٹل کوالٹی اسٹینڈرز (SEQS) کی پاسداری کو ظاہر کرتے ہیں۔
- پانی کے استعمال کی نگرانی، خارج مادوں میں کمی، پائیداری کے فروغ اور اخراجات میں کمی کے لئے پانی کی بچت کے منصوبے کا آغاز کیا گیا۔
- واٹر ٹریٹمنٹ سہولت کا جائزہ لیا گیا اور اصلاحی اقدامات کے لئے متعلقہ فریقین کو متعین کردہ سقم سے آگاہ کیا گیا۔
- خودمختار فریق ثالث نے خارج مادوں کا مرحلہ وار جائزہ لیا۔ ٹیسٹ نتائج مروجہ SEQS تقاضوں کی تعمیل کو ظاہر کرتے ہیں۔
- یقینی بنایا گیا کہ گارا اور دیگر باقیات کو سندھ اینوائرنمنٹل کوالٹی اسٹینڈرڈ کے منظور شدہ کنٹریکٹرز کے ذریعے باقاعدہ تلف کیا جائے۔
- مروجہ SEQS تقاضوں کی مسلسل تعمیل کو یقینی بنانے کے لئے فاضل مادوں کے ٹیسٹ نتائج کا جائزہ لیا گیا۔
- ماحولیاتی آگاہی بیدار کرنے کے لئے ''سرسبز و شاداب ماحول'' پروگرام کو اورینٹیشن سیشنز اور معلوماتی فلائرز کی مدد سے جاری رکھا گیا۔

ماحولیات، سماجیات اور گورننس (ESG) پالیسی اور منظر نامہ

بورڈ آف ڈائریکٹرز نے ماحولیات، سماجیات اور گورننس (ESG) پالیسی منظور کی ہے جس کے تحت ماحولیات، سماجیات اور کارپوریٹ گورننس مسائل کو کمپنی آپریشن کے تمام پہلوؤں بشمول سرمایہ کاری تجزیہ، فیصلہ سازی اور ملکیتی امور میں شامل کرنا ضروری ہے۔ کمپنی نے اقوام متحدہ کے عالمی معاہدے پر دستخط کئے ہیں اور کمپنی پاکستان میں بزنس 1.5 سٹی گریڈ ایمبشن برائے COP 2022 پر دستخط کرنے والی 26 کمپنیوں میں سرفہرست ہے۔ سال 2025-2026 کے دوران بروئے کار لائے جانے والے متعدد جاری امور اور کاروباری اقدامات کاروبار سے متعلق اقوام متحدہ کے پائیدار ترقی اہداف (SDGs) کی پاسداری کرتے ہیں۔ مستقبل میں کمپنی کی ESG کی توجہ کا مرکز **SDG 9** (**صنعت، جدت اور انفراسٹرکچر**) رہے گی جو کمپنی کے آپریشنز اور ویلیو چین میں پائیدار انڈسٹریالائزیشن، جدت میں تقویت اور مربوط انفراسٹرکچر کی تعمیر کی جانب کمپنی کے عزم کی عکاسی کرتا ہے۔

HSE پالیسی

کمپنی نے اپنی HSE پالیسی پر نظر ثانی کر کے اس میں تجدید کی ہے جو کہ تمام تر انتظامی عملے کو پہنچائی گئی ہے تا کہ اُن کے متعلقہ شعبوں میں HSE نظم و نسق کی پاسداری کو یقینی بنایا جا سکے۔

HSE ضابطۂ اخلاق

کمپنی نے اپنے HSE ضابطہ اخلاق پر نظر ثانی کر کے اس میں تجدید کی ہے جو کہ تمام تر انتظامی عملے کو پہنچائی گئی ہے تا کہ اُن کے متعلقہ شعبوں میں HSE قواعد و ضوابط کی پاسداری کو یقینی بنایا جا سکے۔

اقدامات اور کامیابیاں

- میسرز بیورو ویریٹاز سرٹیفکیشن نے ISO 45001 اور ISO 14001 اصولوں کے تحت نوری آباد، سندھ میں واقع نئی فیکٹری میں صحت، حفاظت اور ماحولیاتی مینجمنٹ سسٹم (HSEMS) ری سرٹیفکیشن آڈٹ کیا۔ آڈٹ کامیابی سے مکمل ہوا جس کے نتیجے میں نوری آباد فیکٹری کے لئے ISO سرٹیفکیشن کی تجدید کی گئی۔
- میسرز بیورو ویریٹاز سرٹیفکیشن نے ISO 9001 کے تحت نوری آباد، سندھ میں واقع نئی فیکٹری میں پہلا کوالٹی مینجمنٹ سسٹم (QMS) سرٹیفکیشن آڈٹ کیا۔ آڈٹ کامیابی سے مکمل ہوا اور نوری آباد فیکٹری ISO 9001 سرٹیفائیڈ ہے۔
- ادارے کے سفر کو عالمی معیار کی HSE کارکردگی کی جانب گامزن کرنے کے لئے بنیادی اقدامات، کارکردگی اہداف اور بہتری کے پروگراموں پر مبنی اسٹریٹجک HSE ایکسیلنس روڈ میپ تیار کیا گیا۔
- HSE پالیسی اور ضابطۂ اخلاق پر مبنی سالانہ سیفٹی ای سرٹیفکیشن پروگرام کا آغاز کیا گیا۔
- کام کی جگہ پر حفاظت کے فروغ کے لئے STOP پروگرام کا آغاز کیا گیا۔
- 5S اصولوں کی بنیاد پر مشین کلیننگ پروگرام وضع کیا گیا۔
- رپورٹنگ کارکردگی کو بڑھانے اور واقعات کے تحقیقی عمل کو رواں کرنے کے لئے HSE ویب پورٹل میں از سر نو تبدیلی کی گئی۔
- سیفٹی کلچر کی مضبوطی اور HSE سے ملازمین کی وابستگی کو فروغ دینے کے لئے ہیڈ آفس سیفٹی ٹیم تشکیل دی گئی۔
- پانی کو ذخیرہ کرنے کا پروجیکٹ (واٹر چارٹر): پانی کی بچت کے اہداف وضع کئے گئے۔ ری سائیکل شدہ پانی ETP-ٹریٹڈ واٹر کو شہری جنگلات اور پودوں کی آبپاشی کے لئے استعمال کیا گیا۔
- واٹر ٹریٹمنٹ سہولت قائم کی گئی جسے مکمل فعال بنایا گیا۔ ڈسچارج ٹیسٹ نتائج سندھ اینوائرنمنٹل کوالٹی اسٹینڈرڈز (SEQS) کی مکمل پاسداری کو ظاہر کرتے ہیں۔
- نوری آباد فیکٹری میں سالانہ سیفٹی ڈے 2025ء کا اہتمام کیا گیا۔ تمام ملازمین نے جوش و جذبے سے اس ایونٹ میں شرکت کی۔ اس طرح لگاتار تیسرے برس اس ایونٹ کو منایا گیا جس میں سیکھنے کے عمل میں شامل کر کے آگاہی بیدار کرنے پر توجہ دی گئی۔
- سیفٹی کلچر کو شامل کرنے کے لئے صحت، حفاظت اور ماحولیات کے عنوان پر ہفتہ وار ''حفاظتی انتباہ'' ملازمین کو ای میل کے ذریعے بھیجے گئے اس طرح رواں برس کے دوران 51 پیغامات گردش میں آئے۔
- 300 kW مقید سولر پاور پلانٹ کو کامیابی سے کمیشن کیا گیا جس کے نتیجے میں کمپنی کی کل مقید سولر استعداد 2 میگا واٹ سے بڑھ کر 2.3 میگا واٹ ہو گئی جس سے متعدد آپریشنل سرگرمیوں میں شفاف اور قابل تجدید توانائی کے استعمال میں اضافہ ہوا۔

رسک	ذریعہ	تخفیفی حکمت عملی
توانائی کی عدم دستیابی	توانائی کا ملکی بحران	مقید پاور پلانٹ کی تنصیب اور نوری آباد میں توانائی کے مختلف شعبوں کو مربوط کرنا۔
اہم عہدے داروں کو کھو دینا	منڈی کے حالات	فرائض کی منتقلی کا جامع منصوبہ تیار کرنا جس سے اعلیٰ اہداف حاصل کرنے والے ملازمین کی نشاندہی ہو سکے۔
مالیاتی رسک		
غیر ملکی زرمبادلہ کا خطرہ	روپے کی قدر میں کمی	غیر ملکی کرنسی میں قرضوں کا حصول کم کرنا اور شرح مبادلہ پر کڑی نگرانی رکھنا۔ کمپنی اپنا زیادہ تر خام مال درآمد کرتی ہے اور حسب ضرورت ان درآمدات پر فارورڈ کور لے لیتی ہے۔ کمپنی باقاعدگی سے اپنی قیمتوں کے ماڈل پر نظر ثانی کرتی ہے تاکہ شرح مبادلہ میں ردوبدل کے نقصان سے بچا جا سکے۔
شرح سود کا خطرہ	گورنمنٹ مانیٹری پالیسی اور شرح سود پر مرکزی بینک کے فیصلے	شرح سود میں تبدیلی اور مرکزی بینک کی پالیسی کی بابت اعلانات کی کڑی نگرانی۔ ممکنہ مالیاتی اثرات کے تعین کے لئے دوری حساسیت و منظرنامے کا جائزہ
پائیداری خطرات		
ماحولیاتی تبدیلی اور ماحولیاتی ریگولیٹری خطرہ	بدلتے ہوئے ماحولیاتی قواعد، ماحولیاتی تبدیلی کے اثرات اور اسٹیک ہولڈرز کی توقعات	مروجہ ماحولیاتی قوانین اور ابھرتے ہوئے پائیداری تقاضوں کی لگاتار نگرانی۔ توانائی کی کھپت کم کرنے والی ٹیکنالوجی میں سرمایہ کاری، وسائل کی کھپت پر کنٹرول، ماحولیاتی ضوابط کی تعمیل اور ماحولیاتی کارکردگی کا سلسلہ وار جائزہ
کاربن اخراج اور توانائی میں تبدیلی کا خطرہ	کاربن کو ختم کرنے پر بھرپور توجہ، توانائی کی بڑھتی ہوئی قیمت اور کم کاربن معیشت میں تبدیلی	کمپنی ماحولیاتی و ریگولیٹری پیش رفت پر مسلسل نگرانی رکھتی ہے۔ اور توانائی اور وسائل کی کھپت کو بہتر کرتی ہے اور اپنے ماحولیاتی اثرات کو کم کرنے کے لئے اقدامات کرتی ہے۔ اس میں فیکٹری کے احاطے میں تین ایکڑ رقبہ پر محیط اربن فاریسٹ شامل ہے تاکہ بائیوڈائیورسٹی کو فروغ دیا جا سکے اور مقامی ایکوسسٹم کو بڑھایا جا سکے۔ مقید پاور جنریشن کے ذریعے توانائی کے وسائل کی آپٹیمائزیشن اور صاف اور شفاف انرجی سالیوشنز کے لئے مواقع کا تعین
صحت، حفاظت اور انسانی سرمایہ کا خطرہ	کام کی جگہ پر حادثات، ملازمین کی زندگی میں بہتری اور ماہر ورک فورس کی قلت	صحت اور حفاظت کے مربوط اصولوں کا قیام، ملازمین کی باقاعدہ تربیت، پیشہ ورانہ صحت اور حفاظت کے طریقہ ہائے کار کا اطلاق، ملازمین کی دلچسپی کے لئے اقدامات اور اہم عہدوں پر جانشینی پلاننگ کی منصوبہ بندی

خطرات اور مواقع پر رپورٹ

بورڈ آف ڈائریکٹرز کمپنی کو درپیش اہم خطرات کا تعین کرتا ہے جس میں ایسے خطرات شامل ہیں جو کمپنی کے کاروباری امور، کارکردگی اور لیکویڈٹی پر براہ راست اثر انداز ہو سکتے ہیں۔ تاحال زیر جائزہ خطرات کا خلاصہ حسب ذیل ہے:

رسک	ذریعہ	تخفیفی حکمت عملی
اسٹریٹجک رسک		
بدلتے ہوئے تکنیکی تقاضے جس کے باعث موجودہ مصنوعات ناکارہ ہو جاتی ہیں۔	بدلتی ہوئی تراکیب	بدلتی ہوئی ترکیبات اور منڈی کے رجحانات کی نگرانی کرنا۔ منڈی کے تمام شعبوں سے مقابلے کے لئے پروڈکٹ پورٹ فولیو میں تنوع لانا۔ نئی مصنوعات کی تیاری کے لئے R&D پر بھرپور توجہ دینا
تجارتی خطرات		
کیبلز اور وائرز کی درآمدات میں اضافہ	حکومتی پالیسیاں	مقامی صنعت کو بچانے کے لئے حکومتی پالیسیوں میں تبدیلی کے لئے اکٹھا ہونا اور جہاں درآمدات کی پذیرائی ہو رہی ہو وہاں ترقی کے مساوی مواقع فراہم کرنا۔
دھاتوں کی قیمتوں میں عدم استحکام	لندن میٹل ایکسچینج	کاپر اور ایلومینیم کی قیمتوں میں اتار چڑھاؤ سے ہونے والے نقصان کے تدارک کے لئے کمپنی نے ایک جامع رسک مینجمنٹ اور پروکیورمنٹ حکمت عملی مرتب کر رکھی ہے۔
غیر منظم شعبہ کی غیر معیاری کیبلز اور جعلی مصنوعات	غیر دستاویزی پروڈکشن وسپلائی کا شعبہ	اس سے نبرد آزما ہونے کے لئے کمپنی نے کئی اقدامات اٹھائے ہیں جس میں دیگر فریقین سے رابطہ کرنا شامل ہے جو IP کی حفاظت میں فعال کردار ادا کرتے ہیں۔ مزید یہ کہ کمپنی نے مصنوعات کی تصدیق کا ایک نظام وضع کیا ہے جس کی مدد سے صارفین بذریعہ ایس ایم ایس یا انٹرنیٹ اصلی مصنوعات کی تصدیق کر سکتے ہیں۔
انوینٹری سے منسوب خطرہ	متغیر طلب ورسد	متنوع مصنوعات اور تعداد کی نشاندہی کرنا تاکہ ہماری انوینٹری صارف کے آرڈر کو پورا کر سکے اور اس کی باقاعدہ نگرانی ہو سکے۔
مقابلے میں اضافہ	منڈی	فروخت کرنے کی حکمت عملی میں ردوبدل، کارکردگی میں بہتری اور حریفوں سے سبقت حاصل کرنے کے لئے صارف کے تجربات کو بڑھانا۔ اعلیٰ معیار کو برقرار رکھنا۔
آپریشنل رسک		
آئی ٹی سکیورٹی کا ٹوٹ جانا	ہیک، قدرتی آفات، وائرس	انتظامیہ اور بورڈ کی جانب سے مربوط آئی ٹی کنٹرولز، باقاعدہ آڈٹ اور وقتاً فوقتاً آئی ٹی کنٹرولز اور سائبر سکیورٹی خطرات کی نگرانی۔ مزید برآں، قبل از وقت وارننگ نشانیوں کے لئے کنٹرولز اور طریقہ ہائے کار لاگو کئے گئے ہیں۔

انفارمیشن ٹیکنالوجی

کمپنی اپنی انفارمیشن ٹیکنالوجی (IT) صلاحیتوں کو لگاتار مضبوط کرنے کے لئے کمپنی کے عزم کی روشنی میں آئی ٹی سٹیئرنگ کمیٹی (ITSC) سال بھر آئی ٹی نظم ونسق، سائبر سکیورٹی اور ٹیکنالوجی انویسٹمنٹس کی بھرپور نگرانی کرتی ہے اور یقینی بناتی ہے کہ ICT ترجیحات ادارہ جاتی حکمت عملی کے عین مطابق ہوں۔ رواں برس آئی ٹی ماحول کا خودمختار جائزہ لیا گیا اور اس کے نتائج کو مرحلہ وار ٹیکنالوجی روڈ میپ کے ساتھ ضم کیا گیا جس میں خطرات میں کمی، قواعد کی تیاری اور انفراسٹرکچر توازن کو ترجیح دی جاتی ہے تاکہ نمو کے لئے ایک مضبوط بنیاد قائم کی جاسکے۔

انٹرپرائز ریسورس پلاننگ (ERP) سافٹ ویئر

کمپنی واحد سسٹم میں بنیادی کاروباری طریقوں بشمول مالیات، سپلائی چین اور انوینٹری مینجمنٹ کے انتظام اور شمولیت کے لئے Oracle ای بزنس سوٹ (EBS) استعمال کرتی ہے۔ انتظامیہ کی مسلسل سپورٹ کے ساتھ موجودہ ڈیٹا بیس پلیٹ فارم میں رواں برس کے دوران تجدید کی گئی اور کاروباری عمل کا جامع جائزہ لیا گیا تاکہ ڈیٹا کی معقول درستگی اور حقیقی اظہار کے لئے کاروباری عمل کو سسٹم میں شامل کنٹرولز کے مطابق ڈھالا جاسکے۔ صارفین کی خصوصی ٹریننگ کے ذریعے معاونت کی جاتی ہے جب کہ سسٹم سکیورٹی کو فرائض کے مطابق رسائی کے اصولوں اور مرحلہ وار رسائی جائزہ کے ذریعے مینج کیا جاتا ہے۔

آئی ٹی نظم ونسق اور سائبر سکیورٹی پروگرام اور پالیسیاں

بورڈ سائبر خطرات سے نپٹنے کے لئے پرعزم ہے تاکہ ڈیٹا پرائیویسی اور سائبر سکیورٹی سے متعلق قانونی وریگولیٹری تقاضوں پر عمل درآمد کو یقینی بنایا جاسکے جہاں ITSC آئی ٹی نظم ونسق اور سائبر سکیورٹی اور ریسپانس پروٹوکولز کی نگرانی کرتی ہے جو خلاف ورزی سے فوری اور مؤثر انداز میں نبرد آزما ہونے کے لئے وضع کئے گئے ہیں۔ موجودہ جامع پروگراموں بشمول سائبر ریکوری سالیوشن اور اینڈ یوزر پروٹیکشن سافٹ ویئر کے تحت کمپنی نے رواں برس کے دوران مزید مربوط گورننس طریق عمل کو اپنایا ہے۔ ITSC نے بنیادی بین الاقوامی اصولوں کے عین مطابق مکمل آئی ٹی پالیسی فریم ورک میں ترمیم ونظرثانی کی اور اسے منظور کیا جب کہ ادارے کے سائبر سکیورٹی نظام کو مزید تقویت دینے کے لئے ایک جامع سائبر ڈیفنس سالیوشن کو لاگو کیا گیا۔ مرحلہ وار سکیورٹی کنٹرولز پر مبنی کمپنی کا فوری وارننگ سسٹم سائبر سکیورٹی خطرات کی بروقت نشاندہی، جائزے اور تدارک کو یقینی بناتا ہے۔ انسانی سائبر خطرات کے تدارک کے لئے کمپنی بھر میں آئی ٹی سکیورٹی آگاہی پروگرام منعقد کئے گئے جو نصف سالہ بنیادوں پر باقاعدگی سے شیڈول کئے جائیں گے۔

کام کی جگہ سائبر سکیورٹی کے حوالے سے اندرونی تربیتی سیشنز کا انعقاد کیا گیا۔

ہنگامی حالات اور آفات سے بحالی کا پلان

ہنگامی حالات اور آفات سے بحالی کی بابت کمپنی کا پلان یقینی بناتا ہے کہ آئی ٹی خرابیوں یا سائبر خلاف ورزیوں پر کارروائی کی جاسکے۔ ان منصوبوں میں آپریشنز کا تسلسل، ڈیٹا ریکوری اور کاروباری تسلسل کے لئے تفصیلی طریقہ ہائے کار شامل ہیں۔

آئی ٹی سسٹمز کنٹرولز، ڈیجیٹل ٹرانسفارمیشن اور AI اسٹریٹجی

کاروباری کارکردگی کو سہارا دے کر اور مربوط فیصلہ سازی کے لئے رواں برس کے دوران ورک فلو آٹومیشن اور ڈیٹا اینالٹکس سالیوشنز فراہم کر کے کمپنی شفافیت، نظم ونسق اور قدر میں اضافہ کے لئے ڈیجیٹل ٹیکنالوجی کو تقویت دے رہی ہے۔ مصنوعی ذہانت کا اطلاق رواں برس کے دوران باقاعدہ AI گورننس فریم ورک کے قیام سے ممکن ہوا جس میں ڈیٹا پرائیوسی، اخلاقی اصولوں اور انسانی بصیرت کو مضبوط کرنے پر زور دیا گیا۔ اطلاقی پروگراموں نے ورک فورس میں AI استعداد کو بڑھایا۔ جب کہ بدلتے ہوئے ریگولیٹری تقاضوں اور کمپنی کی طویل مدتی حکمت عملی کے عین مطابق نمو کو فروغ دینے کے لئے مخصوص کاروباری شعبوں میں استعمال پر مبنی مربوط لائف سائیکل تیاری کے عمل میں ہے۔ IT اور AI نظم ونسق میں عمل درآمد کے مربوط اقدامات، خطرات کا قبل از وقت تدارک شامل ہیں تاکہ سکیورٹی اور ریگولیٹری عمل درآمد کو جاری رکھا جاسکے۔

میرٹ کی بنیاد پر بھرتی

کمپنی نے میرٹ پر مبنی اور شفاف بھرتی کا عمل وضع کر رکھا ہے تا کہ تمام امیدواروں کے لئے ملازمت کے مساوی مواقع کو یقینی بنا کر بہترین اور قابل افراد کو مائل کیا جا سکے۔ صلاحیت کی بنیاد پر جائزہ، ساختی انٹرویو اور مقاصد کے تعین کا معیار بھرتی کے تمام ترفیصلوں پر لاگو ہوتا ہے۔ کمپنی بطور آجر گریجوایٹ ٹرینی، انٹرنشپ اور یونیورسٹی انگیجمنٹ پروگرامز کے ذریعے اپنی ساکھ کو مضبوط بنا رہی ہے تا کہ مستقبل کے لئے قابل افراد کو اکٹھا کیا جا سکے۔

کارکردگی کا جائزہ

کمپنی کی کارکردگی کا جائزہ لینے کی پالیسی شفافیت، انصاف پسندی اور مسلسل بہتری کے عزم کو مضبوط کرنے کے لئے انتہائی احتیاط سے وضع کی گئی ہے تا کہ ایک مربوط اور بامقصد فریم ورک کے ذریعے ادارے میں اعلیٰ کارکردگی دکھانے والے ملازمین کو انعامات سے نوازا جا سکے۔ ڈیجیٹل مقاصد پر مبنی نظام کے ذریعے کمپنی کا کارکردگی جانچنے کا نظام یقینی بناتا ہے کہ قیادت کے ادارہ جاتی مقاصد سے اہداف وضع کئے جائیں جو SMART آبجیکٹ وسیٹنگ تکنیک کے ذریعے واضح ہوں۔ کمپنی کا ڈیجیٹل پلیٹ فارم جاری نگرانی اور ردوبدل میں مدد کرتا ہے تا کہ ملازمین اور منتظمین ہماری بنیادی ترجیحات کے عین مطابق کام کر سکیں اور ان پر توجہ دے سکیں۔ یہ نظام ہمارے ملازمین کو اپنی کارکردگی اور پیشہ ورانہ ترقی کو تسلیم کرنے کے قابل بناتا ہے تا کہ جوابدہی اور کامیابی پر مبنی کلچر کو فروغ دیا جا سکے۔

برتری، انعام اور حوصلہ افزائی

کمپنی کارکردگی پر مبنی کلچر پر عمل پیرا ہے جہاں ملازمت میں ترقی اور برتری میرٹ، صلاحیت اور کاروباری تقاضوں کے عین مطابق ہوتی ہے۔ TAPIT ریوارڈ اینڈ ریکگنشن پروگرام ٹیم ورک، بھرتی، جذبہ، جدت اور شفافیت (TAPIT) پر مبنی کمپنی کی بنیادی اقدار کا مظاہرہ کرنے والے ملازمین کو سراہنے کے لئے قائم کیا گیا ہے۔ مالیاتی سال 2025-2026 کے دوران کمپنی نے موجودہ TAPIT سپاٹ ایوارڈز کے ساتھ ساتھ مزدوروں کے لئے TAPIT نصف سالہ ایوارڈز کی توسیع کے ذریعے اپنے حوصلہ افزائی کے کلچر کو مزید مضبوط کیا ہے جس کے ذریعے ہر قسم کے ملازمین کی کارکردگی کو سراہا جاتا ہے۔

ٹریننگ اور ڈیویلپمنٹ

کمپنی ساختی تکنیکی، فنکشنل اور رویہ جاتی تربیتی پروگرامز کے ذریعے ملازمین کی استعداد میں اضافہ پر سرمایہ کاری کرتی ہے۔ ملازمین کے سروے سے حاصل آراء کے بعد ادارہ بھر میں متعدد ڈیویلپمنٹ اقدامات کا اطلاق کیا گیا جس میں ای میل اخلاقیات کی ٹریننگ، ٹیلنٹ مینجمنٹ اور لیڈرشپ ڈیویلپمنٹ اقدامات شامل ہیں۔ ملازمین اندرونی و بیرونی لرننگ پلیٹ فارمز پر مصنوعی ذہانت، ڈیجیٹل ٹرانسفارمیشن، لیڈرشپ، پروجیکٹ مینجمنٹ، ڈیٹا اینالٹکس اور دیگر تکنیکی صلاحیتوں جیسے شعبوں میں سیکھنے کے مواقع سے فائدہ اٹھا رہے ہیں۔

قائدانہ صلاحیت کو بڑھانے کے لئے کمپنی نے انفرادی ذاتی ڈیویلپمنٹ پلانز (PDPs)، خصوصی ٹریننگ اور کثیر العمل ڈیویلپمنٹ مواقع فراہم کرنے کے بعد اپنا ٹیلنٹ مینجمنٹ پروگرام تشکیل دیا ہے۔ تلاش کردہ ٹیلنٹ میں پیش رفت کا ٹیلنٹ کونسل سہ ماہی بنیادوں پر جائزہ لیتی ہے۔

ملازمین کی دلچسپی/ رائے

ملازمین کی دلچسپی/ رائے بنیادی ادارہ جاتی ترجیح رہی۔ کمپنی باقاعدگی سے ایمپلائی انگیجمنٹ سرویز، HR ٹاؤن ہالز، فوکس گروپ مباحثوں، وائس باکس، تجاویز دینے کے طریقہ کار اور ملازمین کے جاری روابط کے ذریعے ملازمین کی رائے اکٹھا کرتی ہے۔

سروے نتائج کی بنیاد پر، رابطہ سازی، کیریئر ڈیویلپمنٹ اور ملازم تجربہ جیسے ترجیحی شعبوں کو جانچنے کے لئے خصوصی ایکشن پلان کا اطلاق کیا گیا ہے۔ شمولیت کی سرگرمیاں، خوشحالی کے اقدامات، پہچان پروگرامز اور ادارہ جاتی روابط کے ایونٹس شراکت داری، ملازمین کے حوصلہ اور ادارہ جاتی کلچر کو مضبوط کر رہے ہیں۔

صنفی لحاظ سے تنخواہ کا فرق

30 جون 2026ء کو اختتام پذیر سال کے لئے صنفی لحاظ سے تنخواہ کا فرق حسب ذیل ہے:

صنفی لحاظ سے تنخواہ کی اوسط: -15.0% (خواتین ملازمین کی اوسط آمدنی زیادہ ہے)
صنفی لحاظ سے تنخواہ کا وسطانیہ: -12.4% (خواتین ملازمین کی اوسط آمدنی زیادہ ہے)

کمپنی یہ یقینی بنانے کے لئے داخلی جائزہ لیتی ہے کہ تمام مسابقتی درجوں، عہدوں اور اجرت میں مساوات کو یقینی بنایا جائے۔ معاوضے کا تعین جنس کو بالائے طاق رکھتے ہوئے میرٹ، تجربے، مہارت، کارکردگی اور منڈی میں مقابلہ سازی کی بنیاد پر کیا جاتا ہے۔ صنفی لحاظ سے تنخواہ میں منفی فرق حالیہ ورک فورس کی ترکیب کی عکاسی کرتی ہے اور ظاہر کرتی ہے کہ خواتین ملازمین رپورٹنگ پیریڈ کے دوران اوسطاً مرد ملازمین سے زیادہ گھنٹہ وار تنخواہ حاصل کریں۔ کمپنی تمام ملازمین کے لئے منصفانہ، مساوی اور غیر امتیازی معاوضہ کے عمل کو جاری رکھنے کے لئے پرعزم ہے۔

صنعتی تعلقات

- انڈسٹریل ریلیشنز ٹیم کام کا سازگار ماحول بنانے میں انتظامیہ کی معاونت کرتی ہے یہ یقینی بنا کر کے کمپنی اپنے ملازمین کی جانب اپنی سماجی وقانونی ذمہ داریوں کو پورا کرے جس میں ملازمت کی شرائط، کام کا معیار اور صحت، حفاظت اور ماحولیات (HSE) اصولوں کی پاسداری شامل ہے۔
- 30 جون 2026ء تک کمپنی کے کل ملازمین کی تعداد 562 تھی۔ رواں برس کے دوران ملازمین کے ساتھ تعلقات خوشگوار رہے۔

تنوع، ایکویٹی اور شمولیت اور ملازمت کے مساوی مواقع

- تمام ملازمین کے ساتھ مساوی سلوک اور غیر امتیازی ماحول کا قیام کمپنی مقاصد کے اہم نکات میں سے ایک ہے۔ کمپنی متنوع اور مختلف ثقافتی پس منظر اور عقائد سے تعلق رکھنے والے افراد کی صلاحیتوں کی تسلیم کرتی ہے۔
- کمپنی رنگ، نسل، مذہب، عمر، جنس، قومیت، معذوری، جنیات، جنسی تفریق، جنسی شناخت یا اظہار یا قانونی لحاظ سے دیگر خصوصیات کو بالائے تاک رکھتے ہوئے تمام ملازمین اور ملازمت کے امیدواروں کو ملازمت کے مساوی مواقع فراہم کرتی ہے اور امتیازی سلوک اور ہراسگی کی ممانعت کرتی ہے۔ کمپنی ملازمت کی تمام شرائط وضوابط بشمول بھرتی، تقرری، ترقی، برخواستگی، معطلی، واپسی، ٹرانسفر، غیر حاضری کی رخصت، معاوضہ اور ٹریننگ کے لئے اس کی پیروی کرتی ہے۔
- بالخصوص، خواتین کے لئے بااختیار، محفوظ اور سازگار ماحول فراہم کرنے کے لئے کوشاں ہے۔ فی الوقت مینجمنٹ ورک فورس میں خواتین ملازمین کا حصہ 9.54 فی صد ہے۔ کمپنی انتظامی سطح پر مزید خواتین کو شامل کرنے کی جانب گامزن رہے گی۔ کمپنی نے عالمی یوم خواتین جیسے ایونٹس کو منایا اور شمولیت اور حساسیت پر آگاہی وتعلیمی سیشنز کے انعقاد کو جاری رکھا۔
- ''زچگی کے بعد ماؤں کے لئے کام میں مرحلہ وار واپسی کا پروگرام'' کا تعارف کرایا گیا جس کے تحت زچگی کی تعطیلات کے بعد چھ ماہ کے لئے ہائبرڈ ورکنگ انتظامات، مرحلہ وار دوبارہ شمولیت اور باقاعدہ مینجر سپورٹ کے ذریعے ساختی طور پر چھوٹ دی جاتی ہے تاکہ ملازمین کی صحت برقرار رہے اور باصلاحیت خواتین کو ملازمت پر برقرار رکھا جاسکے۔
- کمپنی تنوع، ایکویٹی اور شمولیت پر اپنی پالیسی پر یقین رکھتی ہے جو کمپنی میں تمام سطحوں پر باقاعدہ متنوع اور شمولیت کے کلچر کے قیام میں کمپنی کے عزم کی عکاسی کرتی ہے۔

لیگل ایڈ سوسائٹی کے زیر اہتمام قانونی آگاہی کے سیشنز کے ذریعے خواتین کو بااختیار بنانا۔

معذور افراد کو ملازمت فراہم کرنا

کمپنی معذور افراد کی ترجیحی بنیادوں پر جگہ دینے کی سماجی واخلاقی ذمہ داری سے بخوبی آگاہ ہے اور یقینی بناتی ہے کہ ان کی معذوری ان کی ملازمت کی راہ میں رکاوٹ نہ بنے۔ فی الوقت کمپنی میں بارہ معذور افراد کام کر رہے ہیں۔ کمپنی کی نوری آباد میں نئی فیکٹری کو اس انداز میں تعمیر کیا گیا ہے کہ معذور افراد کے لئے رسائی کی جگہیں اور سہولیات موجود ہوں۔

انسداد ہراسگی پالیسی

ہر قسم کے امتیازی سلوک، ہلڑ بازی، ہراسگی اور انتقامی کارروائی کے خاتمے کی جانب کمپنی کے عزم کو مضبوط کرنے کے لئے ''کام کی جگہ پر ہراسگی سے خواتین کی حفاظت کا ایکٹ 2010ء'' کے تحت ایک ترمیمی انسداد ہراسگی پالیسی متعارف کرائی گئی تاکہ ملازمین کام کی جگہ پر دھمکی آمیز اور خوفزدہ ماحول قائم نہ ہو اور نہ ہی کام کی کارکردگی اور ملازمین کی صحت اور زندگی متاثر ہو۔ اس میں شکایات کی انکوائری کے لئے انکوائری کمیٹی کی تشکیل اور مجاز اتھارٹی کی تقرری شامل ہے۔ یہ پالیسی قابل اور ناقابل قبول رویوں کی نشاندہی کے لئے ایک کتابچہ ہے جو رپورٹنگ اور سرزنش کے طریقہ کار سے آگاہی بیدار کرتی ہے۔ انسداد ہراسگی پالیسی کو کمپنی بھر میں آگاہی سیشنز کے ذریعے مزید تقویت دی جاتی ہے۔ کمپنی کے ضابطۂ اخلاق میں انسداد ہراسگی پالیسی کی روشنی میں کام کی جگہ پر ہراسگی سے حفاظت کے لئے قواعد موجود ہیں۔ ضابطہ اخلاق کی نقول نمایاں اور واضح جگہوں پر چسپاں کی گئی ہیں۔

ملکی معیشت میں حصہ

رواں برس کے دوران ٹیکس، لیوی، سیلز ٹیکس وغیرہ کی صورت میں قومی خزانے میں کمپنی کا حصہ 6,135 ملین روپے رہا (2024-2025ء: 5,697 ملین روپے)۔

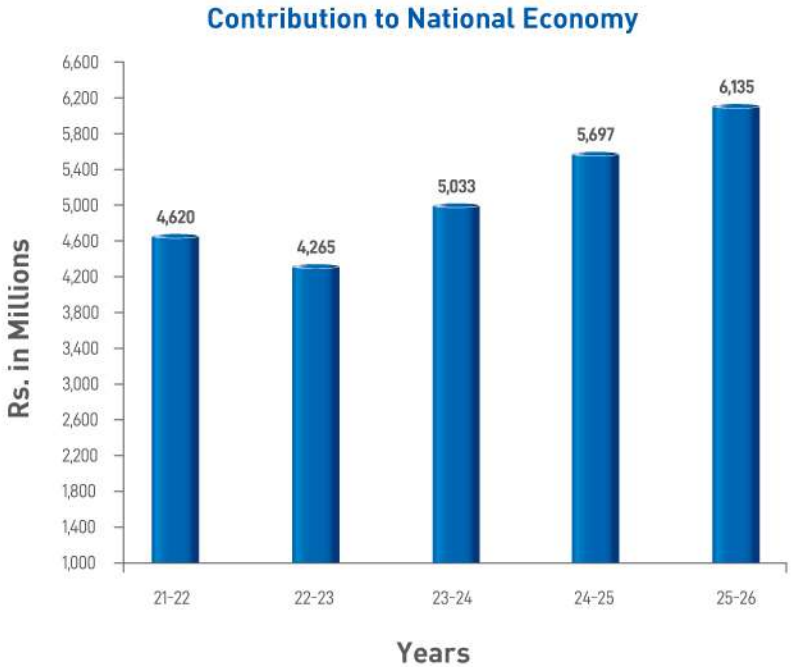

مادی تبدیلیاں

- کمپنی کے رجسٹرڈ آفس کو B-21، پاکستان کیبلز روڈ، سائیٹ کراچی، سندھ سے پاکستان کیبلز لمیٹڈ، عارف حبیب سنٹر، فرسٹ فلور، 23 ایم ٹی خان روڈ، کراچی، سندھ میں منتقل کیا گیا۔
- جناب مصطفیٰ اے چنائے کو دوبارہ بورڈ آف ڈائریکٹرز کا چیئرمین مقرر کیا گیا۔
- جناب فہد کے چنائے کو دوبارہ کمپنی کا چیف ایگزیکٹو آفیسر مقرر کیا گیا۔
- کمپنی کے سرمایہ زیر کار کی ضروریات کو پورا کرنے کے لئے کمپنی نے ریٹڈ، غیر ضمانتی اور نجی طور پر رکھے گئے شارٹ ٹرم سکوک مالیاتی 4,000,000,000 روپے (صرف چار ارب روپے) چھ ماہ کے عرصہ کے لئے کامیابی سے جاری کئے۔ اس دستاویز کو VIS کریڈٹ ریٹنگ ایجنسی سے A-1 کا درجہ دیا ہے۔

انسانی سرمایہ

انسانی سرمایہ (HR) ٹیم کمپنی کے ملازمین کی استعداد بنانے، معاونت کرنے، حوصلہ افزائی کرنے میں فعال انداز میں مصروف عمل ہے۔ ہیومن ریسورس ٹیم انسانی صلاحیتوں کو نکھارنے اور اسے درست سمت دینے میں کمپنی کی معاونت کرتی ہے تاکہ کمپنی اپنے ویژن اور مشن کے حصول کی جانب گامزن رہے۔ متعلقہ شعبوں کی ضروریات کی نشاندہی، بھرتی، ٹریننگ اور سٹافنگ اور کمپنی میں قابل لوگوں کو لانے کے لئے بھرتی کی حکمت عملی وضع کرنا بھی اس کی ذمہ داری ہے۔ مزید برآں، ملازمین کی شمولیت پر بھی بھرپور زور دیا جاتا ہے اور یقینی بنایا جاتا ہے کہ کمپنی کی اقدار پر مسلسل عمل درآمد ہو رہا ہے۔

HR-جانشینی کی پالیسی

بورڈ آف ڈائریکٹر جانشینی کی منصوبہ کی پالیسی منظور کرتا ہے جو کمپنی کو اہم عہدوں میں نشستوں کو پُر کرنے کے لئے ملازمین کی نشاندہی اور معقول ٹریننگ کے قابل بناتی ہے، تاکہ ذمہ داریوں کی ہموار منتقلی اور آپریشنز کا موثر تسلسل یقینی بنایا جاسکے۔ کثیر مراحل تجزیاتی تکنیک کو بروئے کار لاتے ہوئے قابلیت کے انتظام کے ساختی عمل کے ذریعے اعلیٰ صلاحیتوں کے حامل ملازمین کی نشاندہی کی جاتی ہے۔ مالیاتی سال 2025-2026ء کے دوران تمام مینیجرز اور اعلیٰ عہدوں پر فائز افراد کے جائزہ کے ذریعے جانشینی پلاننگ کو مزید مضبوط کیا گیا اور اہم قائدانہ عہدوں کے لئے نعم البدل کی نشاندہی کی گئی۔ اس فریم ورک کے ذریعے نہ صرف بہترین کارکردگی دکھانے والے ملازمین کی نشاندہی ہوتی ہے بلکہ یہ یقینی بھی بناتا ہے کہ کمپنی اپنی ترقی کے سفر کو آگے بڑھانے کی صلاحیت رکھنے والے افراد کو قطار میں رکھے۔

کاپر اور ایلومینیم کا عالمی منظر نامہ

کیبلز، کنڈکٹرز، کاپر اور ایلومینیم راڈ کی قیمتیں کاپر اور ایلومینیم کے لئے عالمی منڈیوں سے منسلک ہیں۔ دونوں اساسی دھاتوں کی تجارت لندن میٹل ایکسچینج (LME) میں ہوتی ہے جو دنیا کی معروف نان فیرس میٹلز مارکیٹ ہے۔ ان دونوں دھاتوں کی قیمت کا تعین LME میں ہوتا ہے اور کاپر یا ایلومینیم کی قیمتوں میں اتار چڑھاؤ ہماری مصنوعات کی قیمتوں پر براہ راست اثر ڈالتا ہے۔

رواں برس کے دوران کاپر کی قیمتیں انتہائی غیر مستحکم رہیں جو امریکی ٹیرف، جغرافیائی تضادات، گرین ٹیکنالوجی اور ڈیٹا سنٹر سے منسوب طلب، سپلائی پر پابندیوں کی وجہ سے بے یقینی کا شکار رہیں۔ رواں برس کے اگلے نصف حصے میں کاپر کی قیمتوں میں ایسا اضافہ ہوا جس کی کوئی مثال نہیں ملتی جو 12,000 سے 13,800 ڈالر فی میٹرک ٹن کے درمیان رہی۔ جب کہ ایلومینیم کی قیمت 2,900 سے 3,700 ڈالر فی میٹرک ٹن کے درمیان رہی۔ مشرق وسطیٰ کے بحران نے شپنگ کے راستوں میں تعطل، فریٹ اور انشورنس لاگت میں اضافہ اور خام مال اور دھاتوں کی سپلائی میں شکوک وشبہات کے باعث منڈی کے عدم استحکام میں مزید اضافہ کیا۔

کیش فلو اور لیکویڈٹی

کمپنی لگاتار کیش فلو پر نگرانی رکھے ہوئے ہے تاکہ مجموعی لیکویڈٹی کو یقینی بنایا جاسکے۔ مالیاتی سال کے دوران، کمپنی کو بلند سرمایہ زیر کار کی ضرورت کے باعث آپریشنز سے کیش آؤٹ فلو کا سامنا رہا کیونکہ خام مال کی بڑھتی ہوئی قیمتوں اور تجارتی قرضوں میں اضافہ کے باعث انوینٹری کی لاگت میں نمایاں اضافہ ہوا۔

منافع منقسمہ اور تخصیصات

رواں برس کے لئے، ڈائریکٹرز نے کوئی منافع منقسمہ تجویز نہ کیا ہے۔ منافع کی تخصیص حسب ذیل ہوگی:

	2025-26 000'روپے
خالص منافع علاوہ ٹیکس رقم رہی	166,206
دیگر جامع خسارہ-ٹیکس نیٹ	(13,813)
کل مجموعی منافع	152,393
اراضی اور عمارت کی تشخیص نو پر سرپلس سے منتقلی-مؤخر خالص ٹیکس	3,306
30 جون 2026ء تک اثاثہ جات کی فروخت پر ایکویٹی کی منتقلی	3,215,844
گذشتہ برس سے آگے لایا گیا غیر تخصیصی خسارہ	(316,337)
	3,055,206
تخصیصات	
30 جون 2025ء کو اختتام پذیر سال کے لئے عمومی زخائر میں منتقلی	-
آگے بھیجا جانے والا غیر تخصیص شدہ منافع	3,055,206
	3,055,206
فی حصص آمدنی	روپے 3.05
مابعد اثرات	
عمومی زخائر میں منتقلی	3,000,000

منافع منقسمہ کا اعلان نہ کرنے کی وجوہات

کمپنی نے منافع کا اعلان نہیں کیا، کیونکہ ورکنگ کیپیٹل کی ضروریات میں اضافے کے باعث کمپنی کو قرض لینے کی سطح میں اضافہ کرنا پڑا ہے۔

برآمدات کے محاذ پر بھی، کمپنی نے وائرز اور کیبلز میں پاکستان کے صف اول کے برآمد کنندہ کی حیثیت سے اپنی پوزیشن مزید مستحکم کی، اور اس وقت 45 سے زائد بین الاقوامی منڈیوں کو مصنوعات فراہم کر رہی ہے۔ برآمدات میں بہتری کمپنی کی آمدنی اور منڈیوں میں اپنی برانڈ کے تعارف کے لئے حکمت عملی کے لحاظ سے بنیادی ترجیح ہے جہاں داخل ہونے کے لئے خودمختار کوالٹی سرٹیفکیشن ضروری ہے۔

حفاظت اور خصوصیات کے ذریعے مصنوعات میں تنوع کمپنی کی ساکھ کے لئے مرکزی ستون رہا۔ کمپنی کی لوسموک زیرو ہیلوگین (LSZH) پاور کیبلز کو KEMA نے ٹائپ ٹیسٹ کیا ہے، جبکہ کمپنی کے پاس ان ہاؤس شعلے کے پھیلاؤ (Flame Propagation) کی جانچ کے لیے لیبارٹری ہے، جو ایسے پروجیکٹس میں آگ سے متعلق ضروریات پوری کرنے کی صلاحیت رکھتی ہے جہاں آتشزدگی اور رہائشیوں کی حفاظت انتہائی اہم ہے۔

پاکستان کے انرجی لینڈ اسکیپ، چھتوں، کمرشل اور یوٹیلیٹی سکیل تنصیبات کی تیز رفتار سولرائزیشن نے کمپنی کی سولر DC کیبلز کے لئے تیزی سے بڑھتے ہوئے رجحان کو بقا بخشی ہے۔ مقامی سطح پر تیار کردہ سولر DC کیبلز میں بین الاقوامی TUV سرٹیفکیشن حاصل کرنے والی پاکستان کی پہلی کمپنی کا اعزاز حاصل ہے۔ اس بنا پر کمپنی اس طلب کو پورا کرنے کے لئے بالکل تیار ہے کیونکہ گھرانے، کاروبار اور ڈیویلپر تیزی سے قابل تجدید توانائی کے وسائل کی جانب منتقل ہو رہے ہیں۔

مجموعی طور پر، یہ صلاحیتیں کمپنی کو ایسے صارفین کی ضروریات پوری کرنے کے قابل بناتی ہیں جن کے منصوبوں کے لیے دستاویزی اور آزادانہ طور پر تصدیق شدہ کارکردگی درکار ہوتی ہے، جو مارکیٹ کا وہ حصہ ہے جہاں اعتماد اور قابل سراغ ہونے کی صلاحیت کو اضافی قدر حاصل ہوتی ہے۔

برانڈ سے متعلق آگاہی اور شناخت کو فروغ دینے کے لیے ڈیجیٹل مہمات متعارف کرائی گئیں۔

کاروباری کارکردگی

مالیاتی سال 2025-2026 کے دوران پاکستان کی معیشت نے بحالی کے آثار نمایاں کئے ہیں جو معقول کلی اقتصادی پالیسیوں، مہنگائی میں کمی اور IMF کی توسیعی فنڈ فیسیلٹی (EFF) کے تحت ساختی اصلاحات کے لگاتار اطلاق کے مرہون منت ہے۔ تباہ کن سیلاب اور علاقائی بحرانوں کا سامنا کرنے کے باوجود مالیاتی سال 2025-2026 میں GDP شرح نمو 3.70% ریکارڈ ہوئی (مالیاتی سال 2025-2024 میں 3.18%) جو گذشتہ چار برسوں میں سب سے بلند شرح ہے۔ اسٹیٹ بینک آف پاکستان نے اپنے مالیاتی پالیسی میں نرمی کو جاری رکھا ہے اور مہنگائی میں کمی کے باعث رواں برس کے دوران پالیسی کی شرح کو مستحکم رکھا ہے۔ سال بھر امریکی ڈالر کے مقابلے میں پاکستانی روپے کی قدر زیادہ تر مستحکم رہی جو غیر ملکی زرمبادلہ کے ذخائر میں بہتری اور مضبوط بیرونی اکاؤنٹ کی عکاسی کرتی ہے۔ S&P گلوبل ریٹنگز نے پاکستان کی خودمختار کریڈٹ ریٹنگ کو مستحکم پس منظر کے ساتھ 'B-' سے 'B' میں ترقی دی ہے، جبکہ آؤٹ لک کو مستحکم قرار دیا گیا۔ پاکستان نے IMF کے اہم اہداف کو کامیابی سے پورا کیا ہے جس کے نتیجے میں پروگرام کی مزید قسطوں کا اجراء ممکن ہوا اور کلی اقتصادی استحکام سامنے آیا۔ رواں برس کے دوسرے حصے میں ایران-امریکہ کی لڑائی سے پیدا ہونے والے جغرافیائی تناؤ نے توانائی کی عالمی منڈیوں میں عدم استحکام میں اضافہ کیا۔ جس کے نتیجے میں خام تیل کی قیمتیں بڑھ گئیں اور آئل درآمد کرنے والی معیشتوں بشمول پاکستان کے لئے افراطِ زر کا دباؤ بڑھا۔ مزید برآں، متعدد تجارتی شراکت داروں سے درآمدات پر امریکہ کی جانب سے بلند نرخوں کے اطلاق نے عالمی تجارت میں بے یقینی کی فضا قائم کر دی ہے۔ چونکہ معاشی سرگرمی میں بہتری کے امکانات موجود ہیں لیکن منفی نتائج کا خطرہ برقرار ہے جس میں جغرافیائی تناؤ میں اضافہ اور تیل اور اشیائے ضروریہ کی بلند قیمتیں شامل ہیں۔ یہ حالات مجموعی معاشی ترقی پر منفی اثرات مرتب کر سکتے ہیں اور رواں برس کے دوران حاصل کلی اقتصادی استحکام خطرے میں پڑ سکتا ہے۔

بہتر کلی اقتصادی ماحول کے باوجود رواں برس کے دوران تعمیراتی شعبہ سست روی کا شکار رہا۔ رہائشی و تجارتی شعبہ سے طلب نجی شعبہ میں محتاط سرمایہ کاری، بڑھتی ہوئی تعمیراتی لاگت اور صارفین کے اصراف میں بتدریج بہتری کے باعث کم ہوتی جا رہی ہے۔ نتیجتاً، وائر اور کیبل کی مقامی منڈی کو معتدل طلب کا سامنا رہا اور مسابقتی کاروباری ماحول برقرار رہا۔

کمپنی نے رواں برس کے دوران 33.8 بلین روپے کی سیلز کا ہدف حاصل کیا۔ جو گذشتہ برس کے دوران 29.1 بلین روپے کی سیلز کے مقابلہ میں 16 % زائد ہے۔ گذشتہ برس کے دوران، 3,026.1 ملین روپے (10.4% سیلز) مجموعی منافع کی نسبت رواں برس مجموعی منافع 3,514.1 ملین روپے (10.4% سیلز) رہا۔ رواں برس کے لئے مارکیٹنگ، سیلنگ اور ڈسٹری بیوشن لاگت 1,249.3 ملین روپے رہی جو کہ گذشتہ برس 973.7 ملین روپے تھی۔ اس اضافہ کو بنیادی طور پر بلند تشہیری اخراجات اور کیریج اور فارورڈنگ اخراجات سے منسوب کیا جاتا ہے۔ گذشتہ برس میں 2,432.2 ملین روپے کے مقابلہ میں قرضوں پر لاگت 2,272.8 ملین روپے رہی۔ ایسوسی ایٹ سے حصص پر منافع 419.8 ملین روپے رہا جو PCL کی چنائے انجینئرنگ اینڈ کنسٹرکشن (پرائیویٹ) لمیٹڈ (CECL) میں سرمایہ کاری سے متعلق ہے۔

رواں سال کے دوران منافع علاوہ ٹیکس 589 ملین روپے رہا، جبکہ گزشتہ سال منافع علاوہ ٹیکس 368 ملین روپے کا خسارہ ہوا تھا، اس طرح سال کے دوران 957 ملین روپے کی نمایاں بہتری ریکارڈ کی گئی۔ کمپنی کو گذشتہ سال سے منتقل ہونے والے کم از کم ٹیکس (MinimumTax) کے چارج کو بھی مدنظر رکھنا پڑا، جس کے نتیجے میں رواں سال ٹیکس کا چارج زیادہ رہا۔ چنانچہ کمپنی نے 166.2 ملین روپے منافع علاوہ ٹیکس حاصل کیا جو کہ گذشتہ برس کی اسی مدت میں 280.6 ملین روپے خسارہ علاوہ ٹیکس ہوا تھا۔ اس کے نتیجے میں رواں برس کے لئے فی حصص آمدنی 3.05 روپے ہوگئی جو کہ گذشتہ برس کی اسی مدت میں 5.15 روپے فی حصص خسارہ تھا۔

ڈائریکٹرز کی رپورٹ

بورڈ آف ڈائریکٹرز 30 جون 2026ء کو اختتام پذیر سال کے لئے پاکستان کیبلز لمیٹڈ (''کمپنی'') کے پڑتال شدہ کھاتوں کے ہمراہ 73ویں سالانہ رپورٹ ازراہِ مسرت پیش کرتے ہیں۔

کمپنی کا مختصر احوال

کمپنی پاکستان کی کیبل انڈسٹری کی بانی ہے۔ کمپنی سال 1953ء سے بجلی کی ترسیل و تقسیم کے لئے بنیادی طور پر/ اصولاً کنڈکٹرز، کیبلز اور تاروں کی تیاری کے کاروبار سے منسلک ہے۔ کمپنی PVC کمپاؤنڈ، کاپر راڈ، ایلومینیم راڈ اور وائرنگ کا سامان بھی تیار کرتی ہے جو اس کے پروڈکٹ پورٹ فولیو کا حصہ ہے۔ چنانچہ، اس طرح کمپنی عالمی معیار کے کاپر راڈ، ایلومینیم راڈ اور PVC کمپاؤنڈنگ پلانٹ کی مدد سے اپنے تین اہم خام مال کی تیاری بھی کرتی ہے۔

رواں برس کے دوران کمپنی نے SITE کراچی میں واقع اپنی فیکٹری سے اپنے مینوفیکچرنگ آپریشنز کو 42 ایکڑ پر محیط نوری آباد سندھ میں واقع عالمی معیار کے مینوفیکچرنگ مرکز کو کامیابی سے منتقل کیا ہے۔ کمپنی نے اپنی پرانی فیکٹری کو بھی فروخت کر دیا ہے جو اس کے منتقلی کے پروگرام کی تکمیل کا حصہ ہے۔ نیا مرکز پیداواری استعداد میں نمایاں اضافہ، آپریشنل کارکردگی میں بہتری اور اعلیٰ معیار کی کیبلز، کنڈکٹرز اور متعلقہ مصنوعات کی طلب کو پورا کرنے کی صلاحیت رکھتا ہے۔ پاکستان کے پہلے 69kV CCV Continuous Catenary Vulcanization لائن، ایلومینیم راڈ کی تیاری، PVC کمپاؤنڈنگ سہولیات، قابل تجدید توانائی کے بنیادی ڈھانچے اور جدید ٹیسٹنگ لیبارٹری پر مشتمل جدید مینوفیکچرنگ ٹیکنالوجی سے لیس نوری آباد پلانٹ کمپنی کی تکنیکی قیادت اور برآمدات میں مسابقت کو مضبوط کرتا ہے۔ یہ مرکز مقید سولر پاور جنریشن، واٹر ٹریٹمنٹ سسٹمز اور وسیع شہری جنگلات جیسے اقدامات کے ذریعے پائیداری کے عزم کی عکاسی کرتا ہے جس سے کمپنی طویل مدتی ترقی اور آپریشنل عمدگی کو جاری رکھنے میں کامیاب ہوئی ہے۔

کارکردگی کا جائزہ

کاروبار کی ترقی

زیر جائزہ سال کو نوری آباد میں کمپنی کی مضبوط صنعتی بنیاد کو استعداد، تصدیق اور منڈی میں پہچان کے لحاظ سے ٹھوس آمدنی میں تبدیلی کا دور شمار کیا گیا۔ پورا سال اس سہولت میں جاری کام کے ساتھ کمپنی کی انتظامیہ کمشننگ سے منافع حاصل کرنے، کمپنی کی تکنیکی برتری میں اضافہ، منظور شدہ مصنوعات کی رینج میں توسیع اور یوٹیلٹی اور برآمدی منڈیوں میں طویل مدتی تعلقات سے آرڈر پائپ لائن میں مضبوطی تک کے سفر پر بھرپور توجہ دے رہی ہے۔

کاروباری حکمت عملی پر قبل از وقت عمل درآمد کمپنی کی مسابقتی استعداد کو مزید مضبوط کر رہا ہے۔ کمپنی کی کاپر راڈ استعداد میں بہتری کے ساتھ ایلومینیم راڈ پلانٹ اور توسیعی PVC کمپاؤنڈنگ پلانٹ کے مکمل آپریشنل سائیکل کے تحت مؤثر طور پر اب پورا سال مدد فراہم کر رہا ہے جس سے کمپنی اپنی تین انتہائی اہم بنیادی خام مال کی ضروریات کی لاگت، معیار اور دستیابی کو براہِ راست کنٹرول کر رہی ہے اور درآمدی خام مال میں عدم استحکام کے برعکس منافع کے مارجن میں بہتری اور صارفین کے لئے بااعتبار ڈیلیوری کو سپورٹ کرنا شامل ہے۔

رواں برس کا نمایاں سنگ میل یہ تھا کہ کمپنی پاکستان کی صنعت میں 35kV میڈیم وولٹیج کیبلز کے لئے مربوط KEMA کا سخت اور جامع ٹائپ ٹیسٹ کامیابی سے پاس کرنے والا پہلا ادارہ بن گیا۔ انرجی کیبل ٹیسٹنگ کے لئے ہالینڈ کے عالمی ادارہ KEMA نے پاکستان میں ہائی وولٹیج گریڈ کی پہلی کیبل کی تصدیق کی۔ یہ کامیابی اس میراث کو مزید تقویت دیتی ہے جو 1984ء میں شروع ہوئی جب کمپنی نے پاکستان میں سب سے پہلے KEMA سرٹیفکیشن حاصل کی اور خودمختار اور عالمی سطح پر تصدیق ہوئی کہ اس کی 35 kV کیبلز شدید آپریشنل دباؤ کو برداشت کر سکتی ہے اور انتہائی حالات کو برداشت کرنے کی صلاحیت رکھتی ہیں۔ نوری آباد میں جرمنی کے انجینئرز کی تیار کردہ عالمی معیار کی 69 kV CCV لائن کے ساتھ یہ سرٹیفکیشن کمپنی کی بلند ترکیب کے انفراسٹرکچر، انڈسٹریل اور یوٹیلٹی پروجیکٹس کے لئے کمپنی کے منصوبہ کو مزید تقویت دیتا ہے۔

یوٹیلیٹیز کا شعبہ ترقی، بالائے سر کنڈکٹرز، کنٹرول کیبلز اور میڈیم وولٹیج پاور کیبلز کی توسیع کے لئے ایک مخصوص شعبہ کے طور پر ابھرا۔ تجدید اور اطلاق کے لئے نیشنل گرڈ کی ضروریات سے طلب کی ایک شکل بنی اور اس شعبہ میں کمپنی کی کاروباری ترقی کی کاوشیں لگاتار رنگ لا رہی ہیں کیونکہ تقسیم و ترسیل کی یوٹیلیٹیز ان کے سرمایہ داری منصوبہ کو مضبوط بنا رہی ہیں اور پروکیورمنٹ کو ٹینڈر کے مرحلہ میں لے جا رہی ہیں۔ کمپنی خصوصاً CTC گلوبل انکارپوریشن میں پیش کردہ اپنے بلند درجہ حرارت low-sag ACCC کنڈکٹر ٹیکنالوجی کے ذریعے شرکت کے لئے بالکل تیار ہے جس سے یوٹیلیٹیز کو موجودہ ٹرانسمیشن کاریڈورز میں لائن لاسز کو کم کر کے حالیہ کرنٹ رکھنے کی استعداد میں اضافہ کے لئے مدد ملے گی۔ یہ انتہائی ضروری منصوبہ ہے، یہ شعبہ کارکردگی، قابل اعتماد نظام اور تیز رفتار اضافی بجلی کی ترسیلی صلاحیت کو ترجیح دے رہا ہے، کیونکہ اس شعبہ میں نئے طریقہ کار کی لاگت اور لیڈ ٹائم کے بغیر کارکردگی، معتبری اور استعداد میں تیز تر اضافہ درکار ہے۔

Strengthening Foundations, Expanding Possibilities

CORPORATE GOVERNANCE

pwc

A·F·FERGUSON&Co.

INDEPENDENT AUDITOR'S REVIEW REPORT TO THE MEMBERS OF PAKISTAN CABLES LIMITED

Review Report on the Statement of Compliance Contained in Listed Companies (Code of Corporate Governance) Regulations, 2019

We have reviewed the enclosed Statement of Compliance with the Listed Companies (Code of Corporate Governance) Regulations, 2019 (the Regulations) prepared by the Board of Directors of Pakistan Cables Limited (the Company) for the year ended June 30, 2026 in accordance with the requirements of regulation 36 of the Regulations.

The responsibility for compliance with the Regulations is that of the Board of Directors of the Company. Our responsibility is to review whether the Statement of Compliance reflects the status of the Company's compliance with the provisions of the Regulations and report if it does not and to highlight any noncompliance with the requirements of the Regulations. A review is limited primarily to inquiries of the Company's personnel and review of various documents prepared by the Company to comply with the Regulations.

As a part of our audit of the financial statements we are required to obtain an understanding of the accounting and internal control systems sufficient to plan the audit and develop an effective audit approach. We are not required to consider whether the Board of Directors' statement on internal control covers all risks and controls or to form an opinion on the effectiveness of such internal controls, the Company's corporate governance procedures and risks.

The Regulations require the Company to place before the Audit Committee, and upon recommendation of the Audit Committee, place before the Board of Directors for their review and approval, its related party transactions. We are only required and have ensured compliance of this requirement to the extent of the approval of the related party transactions by the Board of Directors upon recommendation of the Audit Committee.

Based on our review, nothing has come to our attention which causes us to believe that the Statement of Compliance does not appropriately reflect the Company's compliance, in all material respects, with the requirements contained in the Regulations as applicable to the Company for the year ended June 30, 2026.

A. F. Ferguson & Co.
Chartered Accountants
Karachi

Date: September 14, 2026

UDIN: CR202610073YZDBK6wjT

Statement of Compliance With Listed Companies (Code Of Corporate Governance) Regulations, 2019

Name of company: **Pakistan Cables Limited (the "Company")**
Year ending: **June 30, 2026**

The Company has complied with the requirements of the Listed Companies (Code of Corporate Governance) Regulations, 2019 (the "**Regulations**") in the following manner:-

1) The total number of Directors are 9 as per the following:
a. Male: 8
b. Female: 1

2) The composition of the Board of Directors is as follows:

Category	Names
Independent Directors	1) Ms. Saira Awan Malik (Female Director) 2) Mr. Arshad Mohsin Tayebaly 3) Mr. Mazhar Valjee
Non-Executive Directors	1) Mr. Mustapha A. Chinoy (Chairman) 2) Mr. Shoaib Javed Hussain 3) Mr. Akbar Ali Pesnani 4) Mr. Ali H. Shirazi 5) Mr. Kamal A. Chinoy
Executive Directors	1) Mr. Fahd Kamal Chinoy (Chief Executive Officer)
Female Directors	1) Ms. Saira Awan Malik

3) The Directors have confirmed that none of them is serving as a director on more than seven listed companies, including this Company;

4) The Company has prepared a Code of Conduct and has ensured that appropriate steps have been taken to disseminate it throughout the Company along with its supporting policies and procedures;

5) The Board has developed a vision/mission statement, overall corporate strategy and significant policies of the Company. The Board has ensured that a complete record of particulars of the significant policies along with their date of approval or updating is maintained by the Company;

6) All the powers of the Board have been duly exercised and decisions on relevant matters have been taken by the Board / shareholders as empowered by the relevant provisions of the Companies Act 2017 (the "Act") and these Regulations;

7) The meetings of the Board were presided over by the Chairman and, in his absence, by a Director elected by the Board for this purpose. The Board has complied with the requirements of the Act and the Regulations with respect to frequency, recording and circulating minutes of meeting of the Board;

8) The Board has a formal policy and transparent procedures for remuneration of Directors in accordance with the Act and these Regulations;

9) Out of the nine Directors, the following eight Directors have obtained a certificate of Directors' Training Program:

   i. Mr. Shoaib Javed Hussain
   ii. Ms. Saira Awan Malik
   iii. Mr. Akbar Ali Pesnani
   iv. Mr. Ali H. Shirazi
   v. Mr. Arshad Mohsin Tayebaly
   vi. Mr. Mazhar Valjee
   vii. Mr. Kamal A. Chinoy
   viii. Mr. Fahd Kamal Chinoy

   Mr. Mustapha A. Chinoy is exempt from the requirement of Directors' Training Program as per the Regulations.

10) The Board has approved appointment of the Chief Financial Officer, Company Secretary and Head of Internal Audit, including their remuneration and terms and conditions of employment and complied with relevant requirements of the Regulations;

11) The Chief Financial Officer and the Chief Executive Officer duly endorsed the financial statements before approval of the Board;

12) The Board has formed committees comprising of members given below:

a) Board Audit Committee:	Mr. Mazhar Valjee (Chair) Mr. Akbar Ali Pesnani (Member) Mr. Ali H. Shirazi (Member)
b) Human Resource and Remuneration Committee:	Mr. Arshad Mohsin Tayebaly (Chair) Mr. Mazhar Valjee (Member) Mr. Kamal Chinoy (Member) Mr. Fahd Kamal Chinoy (Member)

13) The terms of reference of the aforesaid committees have been formed, documented and advised to the committees for compliance;

14) The frequency of meetings (quarterly/half yearly/ yearly) of the committees were as follows:

   a) **Board Audit Committee**: Quarterly
   b) **Human Resource and Remuneration Committee**: Biannually

15) The Board has set up an effective internal audit function who are considered suitably qualified and experienced for the purpose and are conversant with the policies and procedures of the Company;

16) The statutory auditors of the Company have confirmed that they have been given a satisfactory rating under the Quality Control Review program of the Institute of Chartered Accountants of Pakistan and registered with Audit Oversight Board of Pakistan, that they and all their partners are in compliance with International Federation of Accountants (IFAC) guidelines on code of ethics as adopted by the Institute of Chartered Accountants of Pakistan and that they and the partners of the firm involved in the audit are not a close relative (spouse, parent, dependent and non-dependent children) of the Chief Executive Officer, Chief Financial Officer, Head of Internal Audit, Company Secretary or Director of the Company;

17) The statutory auditors or the persons associated with them have not been appointed to provide other services except in accordance with the Act, the Regulations or any other regulatory requirement and the auditors have confirmed that they have observed IFAC guidelines in this regard;

18) We confirm that all requirements of regulations 3, 6, 7, 8, 27, 32, 33 and 36 of the Regulations have been complied with.

19) Explanation for non-compliance with requirements, other than regulations 3, 6, 7, 8, 27, 32, 33 and 36 are below:

Non-Mandatory Requirement	Reg. No.	Explanation
Nomination Committee: The Board may constitute a separate committee, designated as the nomination committee, of such number and class of Directors, as it may deem appropriate in its circumstances.	29(1)	The Board has not constituted separate Nomination Committee and currently functions required to be performed by nomination committee are being dealt with by Human Resource and Remuneration Committee.
Risk Management Committee: The Board may constitute the risk management committee, of such number and class of Directors, as it may deem appropriate in its circumstances, to carry out a review of effectiveness of risk management procedures and present a report to the Board.	30(1)	The Board has not constituted separate Risk Management Committee and currently functions required to be performed by such committee are being performed by Board Audit Committee and the Board.
Role of the Board and its members to address sustainability risk and opportunities: The Board is responsible for setting the Company's sustainability strategies, priorities and targets to create long term corporate value. The board may establish a dedicated sustainability committee.	10A	At present the Board provides governance and oversight in relation to Company's initiatives on environmental, social and governance (ESG) matters. Nevertheless, the requirements introduced by SECP through notification dated June 12, 2024 will be complied with in due course.

On behalf of the Board of Directors

Mustapha A. Chinoy
Chairman

Fahd Kamal Chinoy
Chief Executive Officer

Karachi: September 3, 2026

Leading the Industry, Elevating the Nation

FINANCIAL HIGHLIGHTS

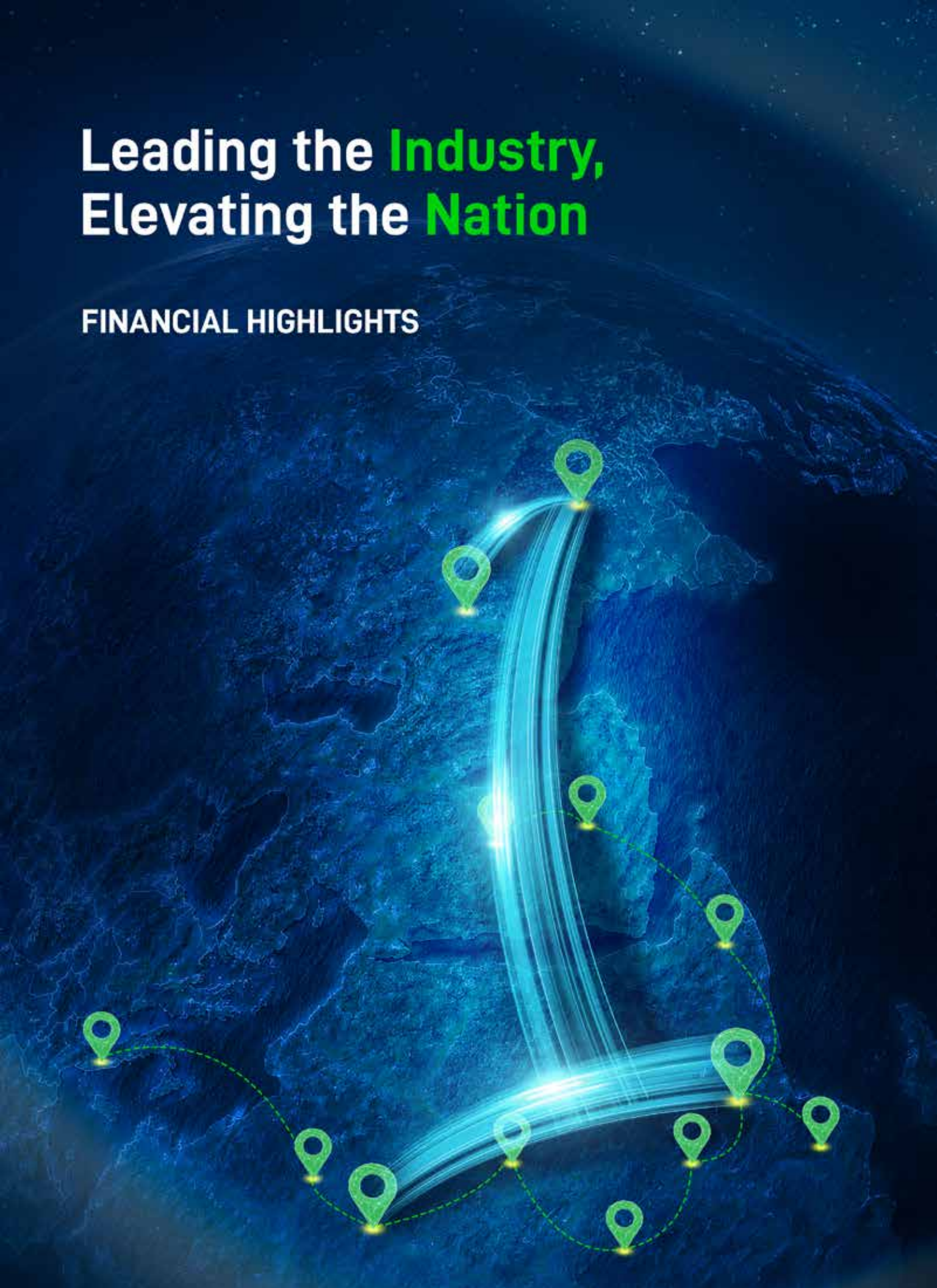

Key Financial Data

		2026	2025	2024	2023	2022	2021
Profitability Ratios							
Sales	Rs. in Mill.	**33,787.3**	29,088.4	26,167.0	21,653.0	21,167.7	13,145.1
Gross Profit	Rs. in Mill.	**3,514.1**	3,026.1	3,363.4	3,183.7	2,750.8	1,526.5
Profit / (Loss) After Tax	Rs. in Mill.	**166.2**	(280.6)	208.9	723.7	827.7	553.6
Dividend	Rs. in Mill.	**-**	-	-	-	320.2	284.6
Bonus issue	Rs. in Mill.	**-**	-	49.5	85.9	53.4	-
Gross Profit Percentage	%	**10.40**	10.40	12.85	14.70	13.00	11.61
Net (Loss) / Profit to Sales	%	**0.49**	(0.96)	0.80	3.34	3.91	4.21
EBIT	Rs. in Mill.	**2,861.7**	2,064.6	2,045.9	2,084.6	1,644.7	942.3
EBITDA	Rs. in Mill.	**3,297.8**	2,574.3	2,318.4	2,292.3	1,843.8	1,165.6
EBITDA Margin to Sales	%	**9.76**	8.85	8.86	10.59	8.71	8.87
Return on Equity							
- without revaluation reserve	%	**2.04**	(5.89)	4.11	15.37	19.63	14.77
- with revaluation reserve	%	**1.63**	(2.96)	2.16	7.62	9.19	10.35
Return on Capital Employed	%	**17.31**	12.38	11.74	13.92	16.06	15.23
Liquidity Ratios							
Current Ratio		**1 : 1**	1 : 1	1 : 1	1 : 1	0.9 : 1	1.2 : 1
Quick / Acid Test Ratio		**0.7 : 1**	0.7 : 1	0.7 : 1	0.6 : 1	0.5 : 1	0.7 : 1
Cash to Current Liabilities	Times	**0.02**	0.02	0.02	0.02	0.03	0.02
Cash Flows from Operations to Sales	Times	**(0.07)**	(0.08)	(0.09)	0.05	0.01	(0.01)
Activity / Turnover Ratios							
Total Assets Turnover Ratio	Times	**0.90**	0.77	0.83	0.93	1.09	1.19
Fixed Assets Turnover Ratio	Times	**2.04**	1.84	1.57	1.50	1.99	2.74
Stock-in-Trade Turnover Ratio	Times	**4.19**	4.13	5.15	4.84	5.78	5.27
Number of Days in Stock-in-Trade	Days	**87**	88	71	75	63	69
Trade Debts Turnover Ratio	Times	**4.66**	4.87	5.83	6.12	7.19	6.94
Number of Days in Trade Debts	Days	**78**	75	63	60	51	53
Creditors Turnover Ratio	Times	**5.89**	6.63	10.78	12.68	20.77	25.02
Number of Days in Creditors	Days	**62**	55	34	29	18	15
Operating Cycle	Days	**103**	108	100	106	96	107
Investment / Market Ratios							
Earnings / (Loss) Per Share - Basic & Diluted	Rupees	**3.05**	(5.15)	4.22	14.62	16.72	15.56
Price Earning Ratio	Times	**56.03**	(28.51)	36.78	5.67	6.00	9.61
Price to Book Ratio	Times	**0.25**	0.21	0.24	0.18	0.25	0.48
Dividend (cash + bonus) Yield Ratio*	%	**-**	-	10.00	20.00	21.45	5.35
Dividend Payout Ratio	%	**-**	-	23.70	11.87	45.13	51.41
Dividend Cover Ratio	Times	**-**	-	4.22	8.42	2.22	1.95
Cash Dividend Per Share	Rupees	**-**	-	-	-	9.00	8.00
Bonus Issue Per Share	Rupees	**-**	-	1.00	2.00	1.50	-
Market Value Per Share							
- year end	Rupees	**171.00**	146.88	155.17	82.92	139.50	149.50
- high during the year	Rupees	**250.00**	218.17	180.40	172.49	194.00	174.00
- low during the year	Rupees	**125.02**	118.00	83.50	81.00	128.00	104.01
Break-up value Per Share							
- without revaluation reserve	Rupees	**149.44**	87.53	102.67	95.11	118.51	105.38
- with revaluation reserve	Rupees	**187.30**	174.12	195.53	191.77	253.14	150.34
Capital Structure Ratios							
Financial Leverage Ratio	Times	**2.68**	2.96	2.27	1.46	1.16	1.06
Weighted Average Cost to Debt	%	**10.84**	14.65	22.47	17.67	9.70	7.59
Debt to Equity Ratio		**38 : 62**	43 : 57	44 : 56	37 : 63	12 : 88	14 : 86
Interest Cover Ratio	Times	**1.26**	0.89	1.18	2.18	5.24	4.90

* Based on market value of June 30

Financial Snapshot

Dividend vs Earnings / (Loss) Per Share

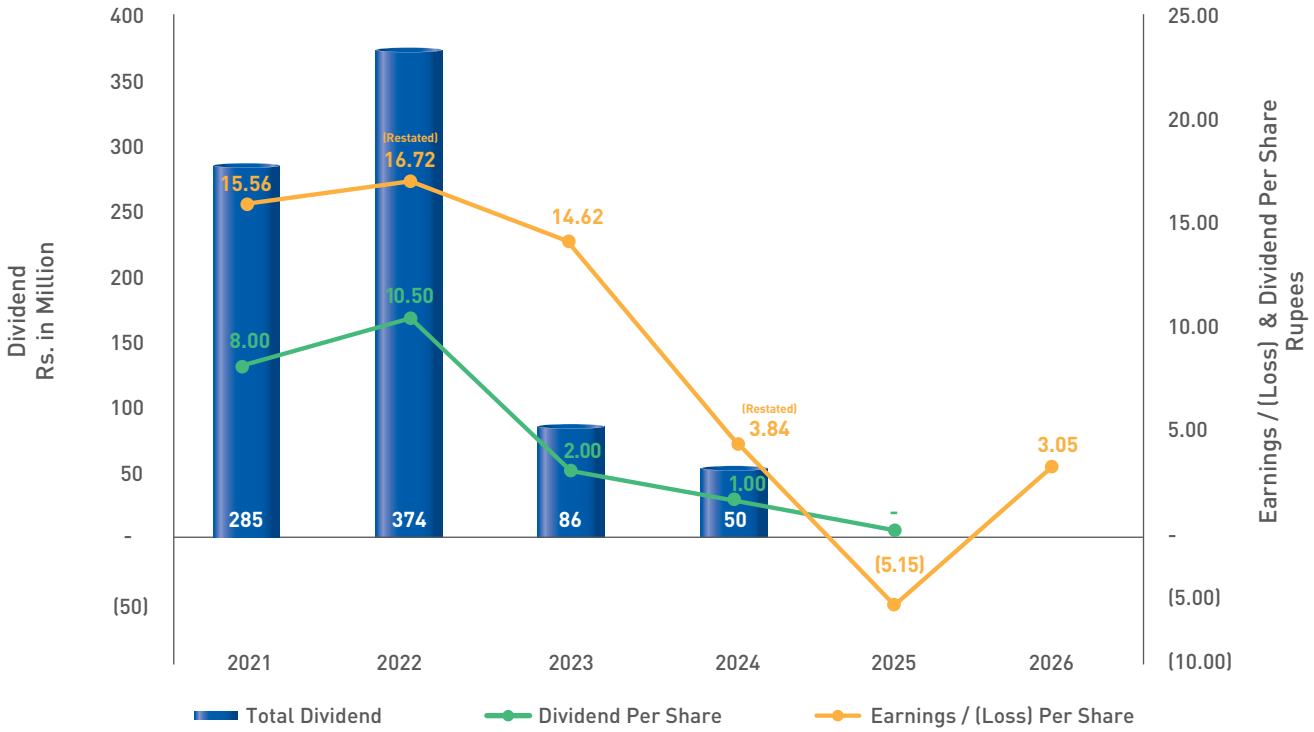

Net Sales and Gross Profit

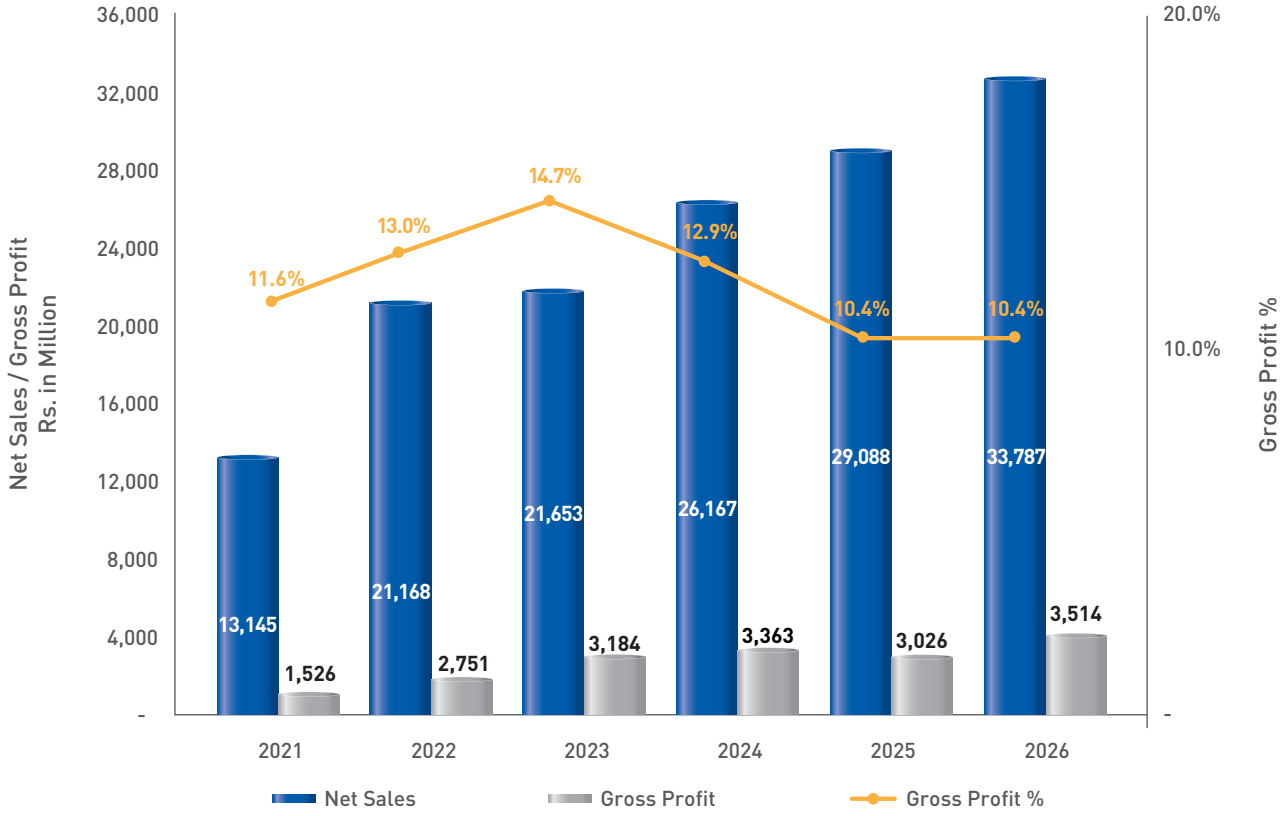

Financial Snapshot

Cash Operating Cycle

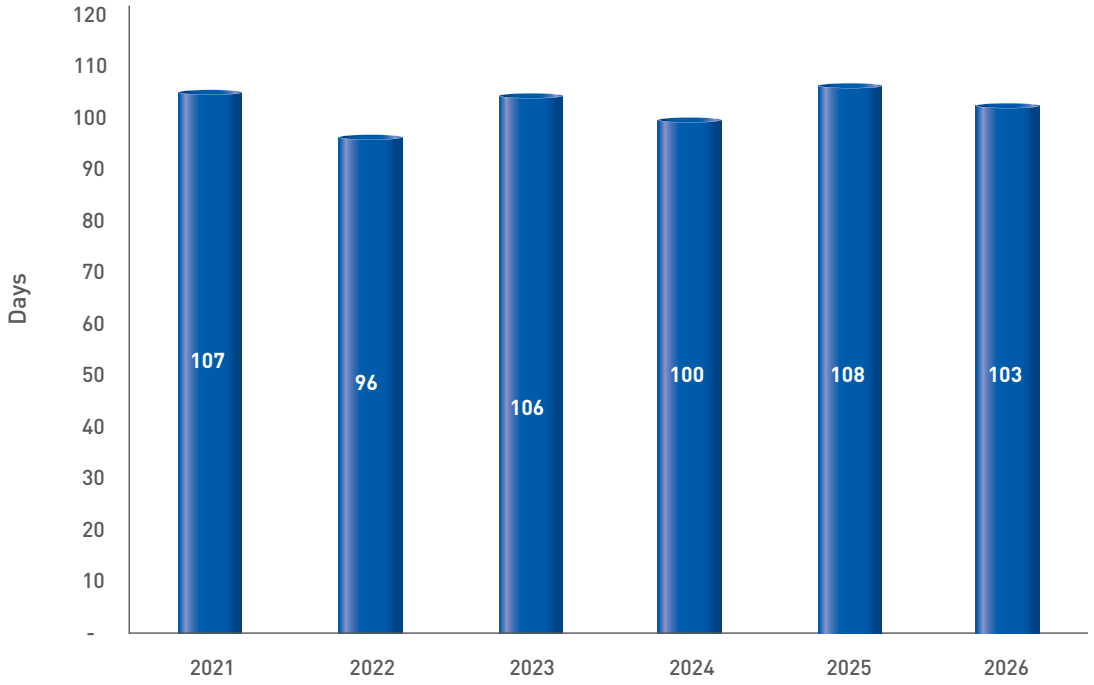

Liquidity

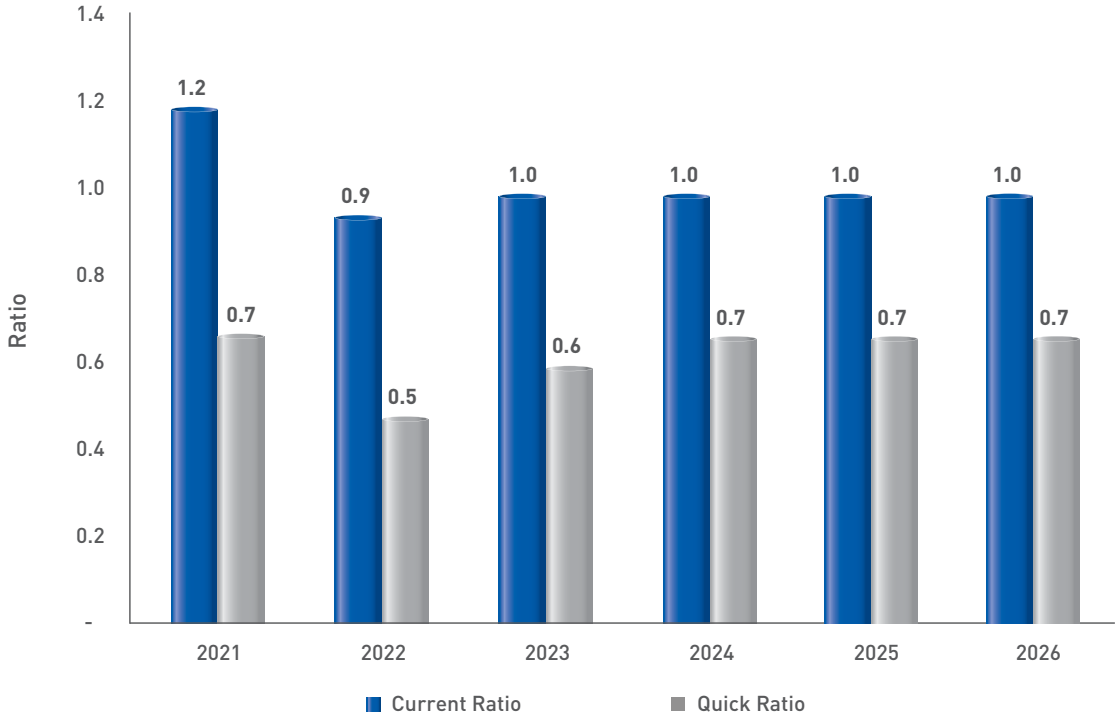

Financial Snapshot

Fixed Assets and Capital Expenditure

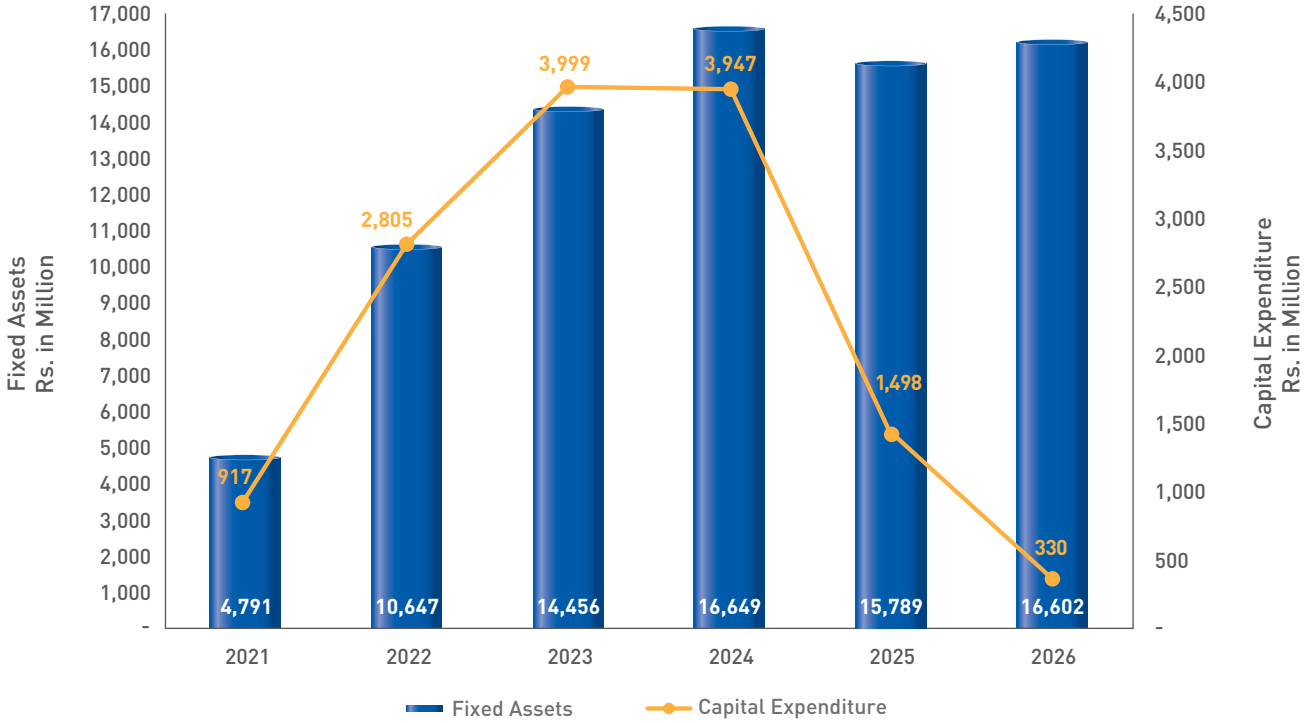

Shareholders' Equity

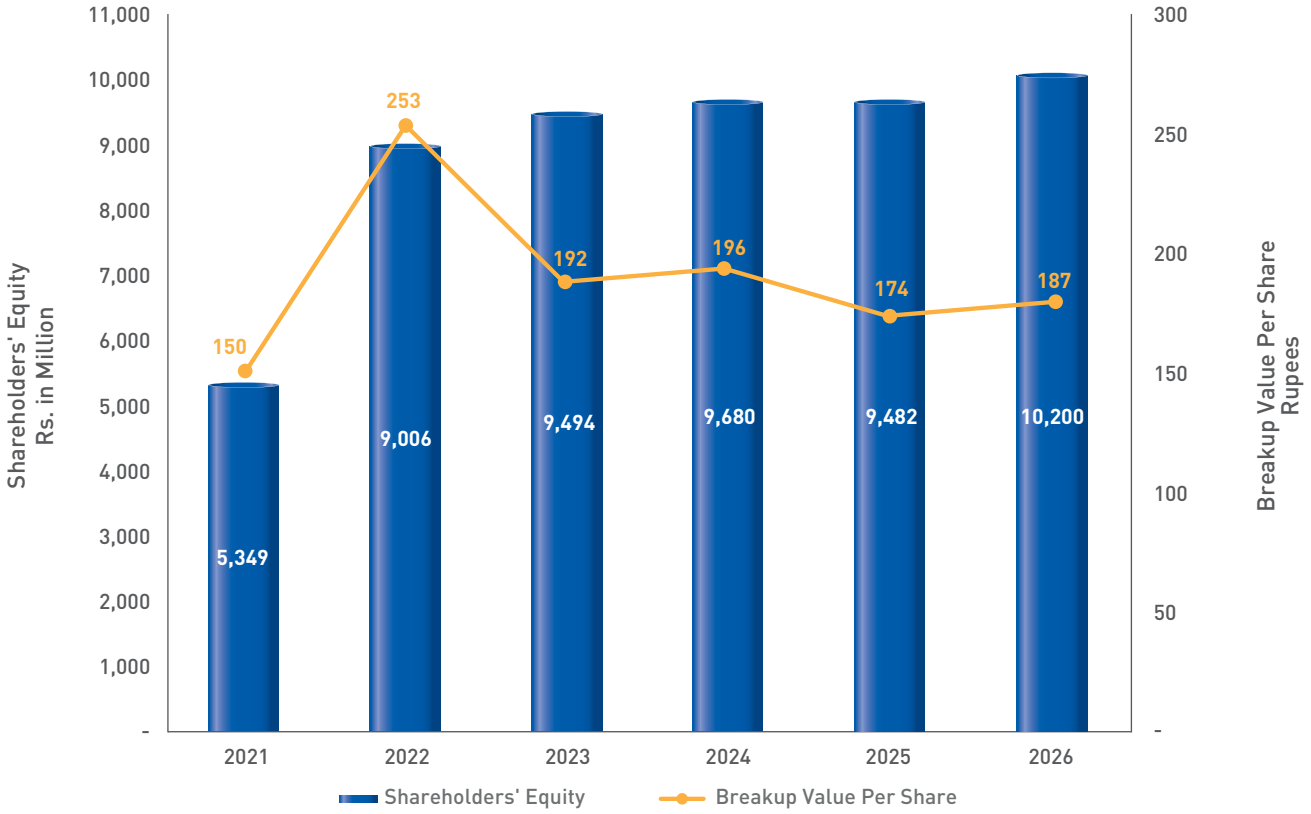

Financial Snapshot

Profitability

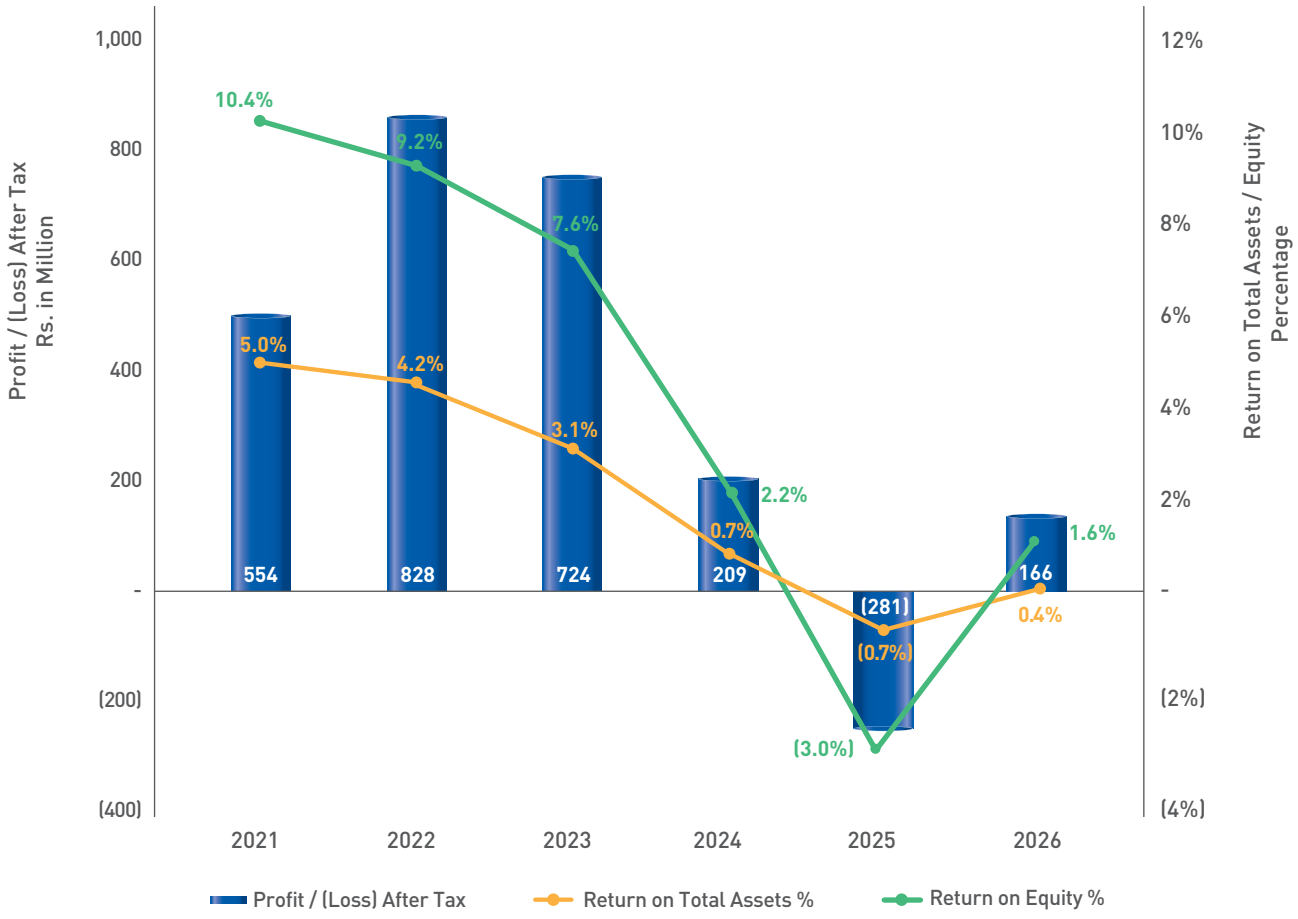

Debt to Equity

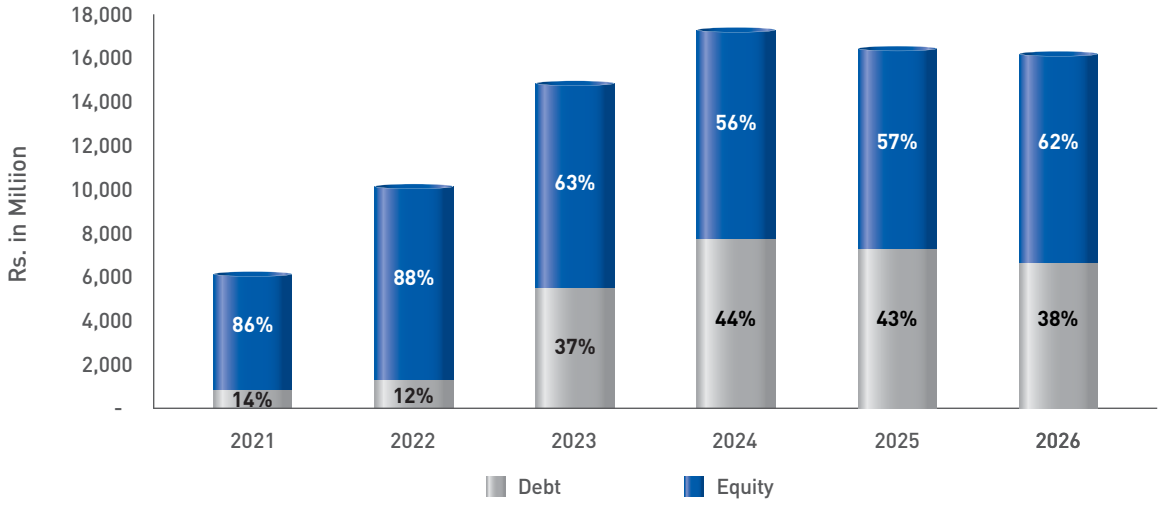

Analysis of Financial Statements

Horizontal Analysis - Statement of Financial Position

	2026 Rs. in M	2026 vs 2025 %age	2025 Rs. in M	2025 vs 2024 %age	2024 Rs. in M	2024 vs 2023 %age	2023 Rs. in M	2023 vs 2022 %age	2022 Rs. in M	2022 vs 2021 %age	2021 Rs. in M	2021 vs 2020 %age
ASSETS												
Non-current assets												
Property, plant and equipment	16,568	5.09	15,765	(5.21)	16,632	15.14	14,445	35.90	10,629	122.42	4,779	17.51
Right-of-use assets	52	(30.16)	74	(24.05)	98	1,085.51	8	(72.07)	30	(42.79)	52	(34.82)
Intangible assets	34	42.60	24	34.38	18	48.33	12	(32.69)	18	40.65	13	38.79
Investment in associated company	-	100.00	88	100.00	-	(100.00)	78	19.29	66	(45.67)	121	159.07
Long-term loans receivable	7	16.28	6	(45.37)	12	(13.73)	14	117.28	6	(19.42)	8	25.34
Long-term deposits	20	9.82	19	140.16	8	19.79	6	7.04	6	(2.90)	6	(57.43)
	16,681	4.41	15,976	(4.71)	16,767	15.13	14,563	35.42	10,754	116.04	4,978	17.90
Current assets												
Stores and spares	144	24.97	115	41.07	82	2.00	80	26.55	63	(5.94)	67	22.41
Stock-in-trade	6,942	(7.74)	7,525	47.53	5,101	35.61	3,761	(2.65)	3,863	54.30	2,504	31.62
Trade debts	9,232	21.61	7,592	19.16	6,371	53.64	4,147	1.03	4,104	47.29	2,787	68.61
Short-term loans and advances	156	123.24	70	48.74	47	(74.09)	181	98.81	91	51.64	60	150.76
Short-term deposits and prepayments	59	19.75	49	21.78	40	(32.24)	60	119.01	27	(15.02)	32	11.48
Short term investment	107	(4.60)	112	(9.55)	124	100.00	-	-	-	-	-	-
Other receivables	1,623	51.68	1,070	17.79	908	152.36	360	147.40	145	11.12	131	120.10
Taxation - payments less provisions	1,888	44.57	1,306	126.74	576	607.72	81	(56.81)	188	(48.48)	366	(5.67)
Cash and bank balances	339	(10.18)	377	59.69	236	46.31	161	(36.93)	256	137.65	108	26.43
	20,489	12.48	18,216	35.08	13,485	53	8,831	1.06	8,739	44.35	6,054	44.32
Assets classified as held for sale	350	(89.59)	3,362	136.86	1,419	100.00	-	-	-	-	-	-
Total current assets	20,839	(3.42)	21,578	44.78	14,904	68.76	8,831	1.06	8,739	44.35	6,054	44.32
Total assets	37,521	(0.09)	37,554	18.58	31,671	35.38	23,395	20.01	19,493	76.70	11,032	31.06
EQUITY AND LIABILITIES												
Share capital and reserves												
Issued, subscribed and paid-up capital	545	-	545	10.00	495	-	495	39.15	356	-	356	-
Capital reserves												
Share premium reserve	1,595	-	1,595	-	1,595	-	1,595	-	1,595	-	1,595	-
Revaluation surplus on property (land and building) - net of tax	2,062	(56.28)	4,716	2.58	4,597	(3.93)	4,785	(0.10)	4,790	199.49	1,599	(0.84)
Revenue reserves												
General reserve	2,943	-	2,943	12.41	2,618	32.56	1,975	25.40	1,575	24.21	1,268	-
Un-appropriated profit / (loss)	3,055	(1,065.81)	(316)	(184.41)	375	(41.76)	644	(6.78)	690	30.15	530	(959.70)
Total shareholders' equity	10,200	7.57	9,482	(2.05)	9,680	1.96	9,494	5.42	9,006	68.38	5,349	12.13
Non-current liabilities												
Long-term financing - secured	4,916	(24.78)	6,536	(5.62)	6,925	45.24	4,768	458.20	854	19.85	713	8.74
Deferred income - Government grant	337	(18.36)	412	(15.51)	488	(13.56)	565	126.77	249	817.15	27	254.27
Lease liabilities	38	(42.20)	66	(22.40)	85	4,054.93	2	(63.59)	6	(45.26)	10	(58.65)
Staff retirement benefits	66	34.04	49	(9.88)	55	(4.26)	57	14.55	50	12.88	44	3.30
Staff compensated absences	7	41.16	5	5.54	5	4.17	5	(34.87)	7	11.04	6	18.98
Other long term liabilities	387	100.00	-	-	-	-	-	-	-	-	-	-
Deferred taxation - net	578	344.44	130	(33.03)	194	127.24	85	29.31	66	68.04	39	(33.31)
	6,328	(12.09)	7,198	(7.13)	7,751	41.40	5,481	345.04	1,232	46.66	840	5.67
Current liabilities												
Current portion of long-term financing - secured	624	151.13	248	26.84	196	7.80	182	(53.73)	393	(2.81)	404	87.94
Current portion of lease liabilities	27	43.40	19	30.03	15	732.41	2	(76.11)	7	(23.66)	10	(82.42)
Trade and other payables	5,982	(14.28)	6,978	62.76	4,288	34.73	3,182	19.31	2,667	86.39	1,431	32.38
Short-term borrowings - secured	13,262	27.28	10,420	32.09	7,889	97.19	4,001	(18.31)	4,897	129.54	2,134	72.84
Contract liabilities	671	40.06	479	(37.94)	772	10.15	700	(38.65)	1,142	41.44	807	312.90
Advance against assets classified as held for sale	-	(100.00)	2,426	343.07	547	100.00	-	-	-	-	-	-
Unclaimed dividend	31	(0.39)	32	(4.95)	33	(0.52)	33	10.10	30	18.59	26	(0.25)
Accrued mark-up	396	45.42	272	(45.66)	501	57.06	319	169.17	118	266.30	32	(29.08)
	20,993	0.57	20,874	46.59	14,240	69.14	8,419	(9.03)	9,255	91.09	4,843	69.81
Total liabilities	27,321	(2.68)	28,072	27.65	21,991	58.20	13,901	32.55	10,487	84.53	5,683	55.83
Total equity and liabilities	37,521	(0.09)	37,554	18.58	31,671	35.38	23,395	20.01	19,493	76.70	11,032	31.06

Financial Position Analysis (Assets)

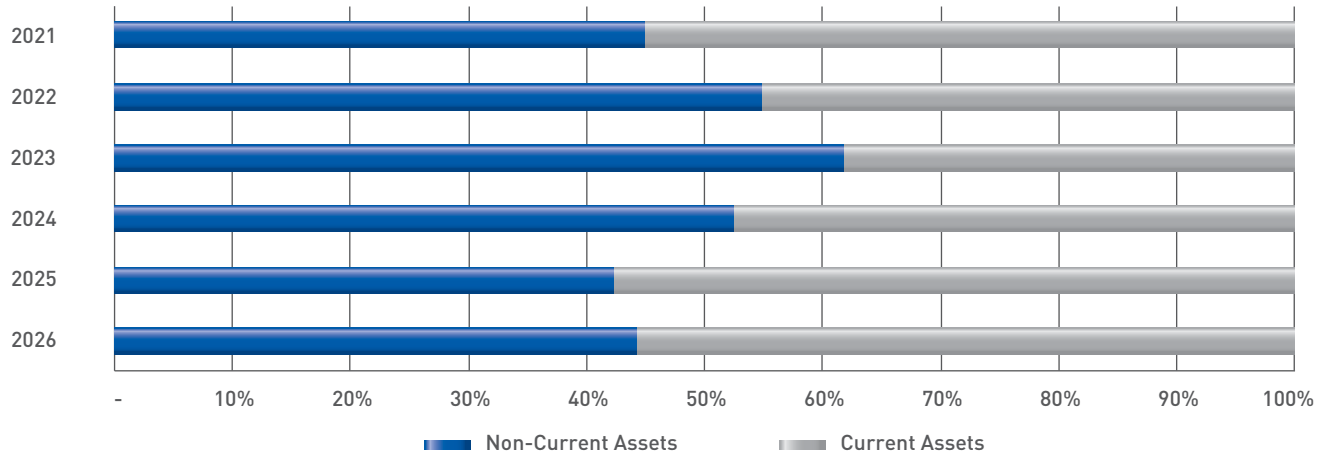

Vertical Analysis - Statement of Financial Position

	2026		2025		2024		2023		2022		2021	
	Rs. in M	%age	Rs. in M	%age	Rs. in M	%age	Rs. in M	%age	Rs. in M	%age	Rs. in M	%age
ASSETS												
Non-current assets												
Property, plant and equipment	16,568	44.12	15,765	41.98	16,632	52.51	14,445	61.74	10,629	54.53	4,779	43.32
Right-of-use assets	52	0.14	74	0.20	98	0.31	8	0.04	30	0.15	52	0.47
Intangible assets	34	0.09	24	0.06	18	0.06	12	0.05	18	0.09	13	0.11
Investment in associated company	-	-	88	0.23	-	-	78	0.34	66	0.34	121	1.10
Long-term loans receivable	7	0.02	6	0.02	12	0.04	14	0.06	6	0.03	8	0.07
Long-term deposits	20	0.05	19	0.05	8	0.02	6	0.03	6	0.03	6	0.06
	16,681	44.42	15,976	42.54	16,767	52.94	14,563	62.25	10,754	55.17	4,978	45.12
Current assets												
Stores and spares	144	0.38	115	0.31	82	0.26	80	0.34	63	0.32	67	0.61
Stock-in-trade	6,942	18.49	7,525	20.04	5,101	16.11	3,761	16.08	3,863	19.82	2,504	22.70
Trade debts	9,232	24.58	7,592	20.22	6,371	20.12	4,147	17.72	4,104	21.06	2,787	25.26
Short-term loans and advances	156	0.42	70	0.19	47	0.15	181	0.78	91	0.47	60	0.55
Short-term deposits and prepayments	59	0.16	49	0.13	40	0.13	60	0.25	27	0.14	32	0.29
Short term investment	107	0.28	112	0.30	124	0.39	-	-	-	-	-	-
Other receivables	1,623	4.32	1,070	2.85	908	2.87	360	1.54	145	0.75	131	1.19
Taxation - payments less provisions	1,888	5.03	1,306	3.48	576	1.82	81	0.35	188	0.97	366	3.32
Cash and bank balances	339	0.90	377	1.00	236	0.75	161	0.69	256	1.31	108	0.98
	20,489	54.56	18,216	48.51	13,485	42.58	8,831	37.75	8,739	44.83	6,054	54.88
Assets classified as held for sale	350	0.93	3,362	8.95	1,419	4.48	-	-	-	-	-	-
Total current assets	20,839	55.49	21,578	57.46	14,904	47.06	8,831	37.75	8,739	44.83	6,054	54.88
Total assets	37,521	99.91	37,554	100.00	31,671	100.00	23,395	100.00	19,493	100.00	11,032	100.00
EQUITY AND LIABILITIES												
Share capital and reserves												
Issued, subscribed and paid-up capital	545	1.45	545	1.45	495	1.56	495	2.12	356	1.83	356	3.22
Capital reserves												
Share premium reserve	1,595	4.25	1,595	4.25	1,595	5.04	1,595	6.82	1,595	8.18	1,595	14.46
Revaluation surplus on property (land and building) - net of tax	2,062	5.49	4,716	12.56	4,597	14.52	4,785	20.45	4,790	24.57	1,599	14.50
Revenue reserves												
General reserve	2,943	7.84	2,943	7.84	2,618	8.27	1,975	8.44	1,575	8.08	1,268	11.49
Un-appropriated profit / (loss)	3,055	8.14	(316)	(0.84)	375	1.18	644	2.75	690	3.54	530	4.81
Total shareholders' equity	10,200	27.16	9,482	25.25	9,680	30.56	9,494	40.58	9,006	46.20	5,349	48.48
Non-current liabilities												
Long-term financing - secured	4,916	13.09	6,536	17.40	6,925	21.86	4,768	20.38	854	4.38	713	6.46
Deferred income - Government grant	337	0.90	412	1.10	488	1.54	565	2.41	249	1.28	27	0.25
Lease liabilities	38	0.10	66	0.17	85	0.27	2	0.01	6	0.03	10	0.09
Staff retirement benefits	66	0.18	49	0.13	55	0.17	57	0.24	50	0.25	44	0.40
Staff compensated absences	7	0.02	5	0.01	5	0.02	5	0.02	7	0.04	6	0.06
Other long term liabilities	387	1.03	-	-	-	-	-	-	-	-	-	-
Deferred taxation - net	578	1.54	130	0.35	194	0.61	85	0.37	66	0.34	39	0.36
	6,328	16.85	7,198	19.17	7,751	24.47	5,481	23.43	1,232	6.32	840	7.61
Current liabilities												
Current portion of long-term financing - secured	624	1.66	248	0.66	196	0.62	182	0.78	393	2.01	404	3.66
Current portion of lease liabilities	27	0.07	19	0.05	15	0.05	2	0.01	7	0.04	10	0.09
Trade and other payables	5,982	15.93	6,978	18.58	4,288	13.54	3,182	13.60	2,667	13.68	1,431	12.97
Short-term borrowings - secured	13,262	35.31	10,420	27.75	7,889	24.91	4,001	17.10	4,897	25.12	2,134	19.34
Contract liabilities	671	1.79	479	1.27	772	2.44	700	2.99	1,142	5.86	807	7.32
Advance against assets classified as held for sale	-	-	2,426	6.46	547	1.73	-	-	-	-	-	-
Unclaimed dividend	31	0.08	32	0.08	33	0.10	33	0.14	30	0.16	26	0.23
Accrued mark-up	396	1.05	272	0.72	501	1.58	319	1.36	118	0.61	32	0.29
	20,993	55.90	20,874	55.58	14,240	44.96	8,419	35.99	9,255	47.48	4,843	43.90
Total liabilities	27,321	72.75	28,072	74.75	21,991	69.44	13,901	59.42	10,487	53.80	5,683	51.52
Total equity and liabilities	37,521	99.91	37,554	100.00	31,671	100.00	23,395	100.00	19,493	100.00	11,032	100.00

Financial Position Analysis (Equity And Liabilities)

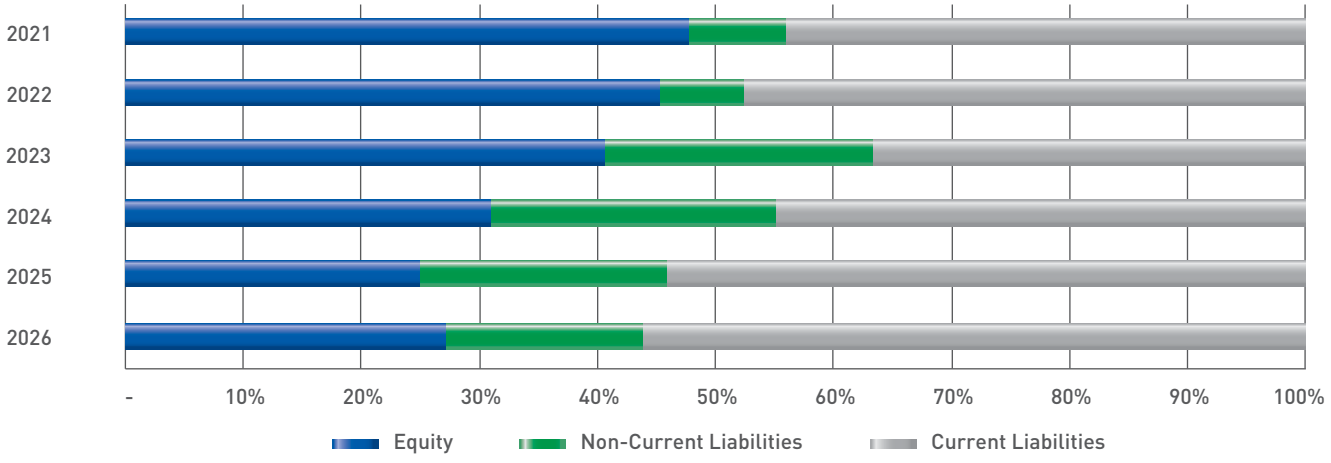

Analysis of Financial Statements

Horizontal Analysis - Statement of Profit or Loss

	2026 Rs. in M	2026 vs 2025 %age	2025 Rs. in M	2025 vs 2024 %age	2024 Rs. in M	2024 vs 2023 %age	2023 Rs. in M	2023 vs 2022 %age	2022 Rs. in M	2022 vs 2021 %age	2021 Rs. in M	2021 vs 2020 %age
Revenue from contracts with customers	33,787	16.15	29,088	11.16	26,167	20.85	21,653	2.29	21,168	61.03	13,145	44.67
Cost of sales	(30,273)	16.16	(26,062)	14.29	(22,804)	23.47	(18,469)	0.28	(18,417)	58.51	(11,619)	41.24
Gross profit	3,514	16.13	3,026	(10.03)	3,363	5.65	3,184	15.74	2,751	80.21	1,526	77.44
Marketing, selling and distribution costs	(1,249)	28.31	(974)	(2.34)	(997)	23.55	(807)	5.78	(763)	46.77	(520)	19.46
Administrative expenses	(461)	23.76	(373)	1.42	(368)	2.32	(359)	9.11	(329)	21.06	(272)	22.34
Impairment (loss) / reversal on trade debts	(7)	(182.21)	8	(115.47)	(52)	(5,060.34)	1	(87.98)	9	0.47	9	(151.37)
Total operating expenses	(1,717)	28.31	(1,338)	(5.52)	(1,417)	21.58	(1,165)	7.55	(1,083)	38.36	(783)	16.13
Finance cost	(2,273)	(6.56)	(2,432)	39.99	(1,737)	82.09	(954)	204.10	(314)	63.02	(192)	(32.06)
Other expenses	(17)	(11.46)	(19)	(55.76)	(42)	(51.61)	(88)	(16.88)	(105)	91.17	(55)	(100.00)
Other operating charges	(2,289)	(6.59)	(2,451)	37.71	(1,780)	70.86	(1,042)	112.31	(491)	157.84	(190)	(33.86)
Other income	662	88.64	351	147.91	141	(4.99)	149	9.80	136	(23.53)	177	382.54
Share of profit from associate under the equity basis of accounting - net of impairment loss	420	834.60	45	100.00	-	(100.00)	5	(109.02)	(53)	(169.14)	77	100.00
Profit / (loss) before levies and income tax	589	(260.18)	(368)	(219.20)	308	(72.72)	1,130	(15.07)	1,331	77.51	750	100.00
Levies and income tax (expense) / credit	(423)	(585.66)	87	(187.41)	(100)	(75.52)	(407)	(19.17)	(503	156.55	(196)	617.17
Profit / (loss) after tax for the year	166	(159.23)	(281)	(234.35)	209	(71.14)	724	(12.57)	828	49.50	554	100.00

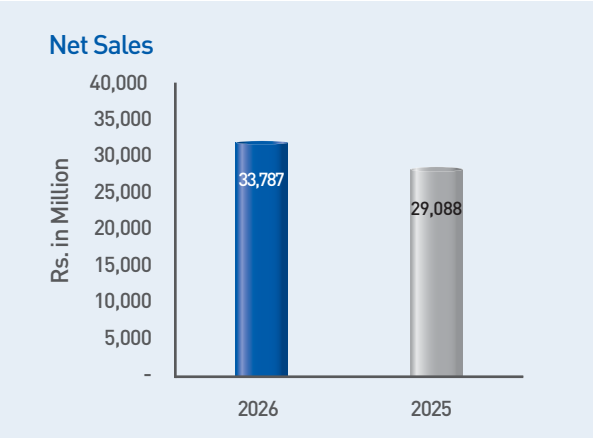

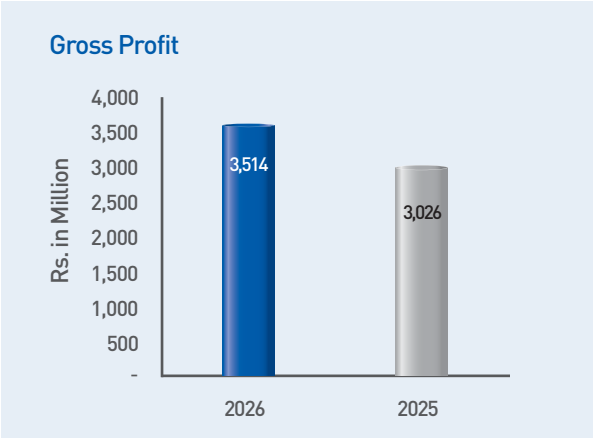

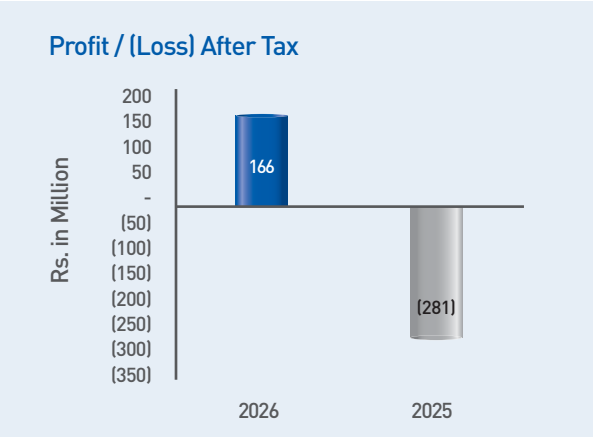

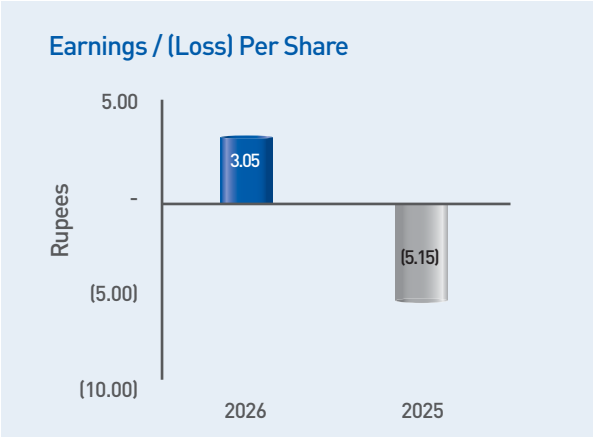

Vertical Analysis - Statement of Profit or Loss

	2026		2025		2024		2023		2022		2021	
	Rs. in M	%age	Rs. in M	%age	Rs. in M	%age	Rs. in M	%age	Rs. in M	%age	Rs. in M	%age
Revenue from contracts with customers	**33,787**	**100.00**	29,088	100.00	26,167	100.00	21,653	100.00	21,168	100.00	13,145	100.00
Cost of sales	**(30,273)**	**(89.60)**	(26,062)	(89.60)	(22,804)	(87.15)	(18,469)	(85.30)	(18,417)	(87.00)	(11,619)	(88.39)
Gross profit	**3,514**	**10.40**	**3,026**	**10.40**	**3,363**	**12.85**	**3,184**	**14.70**	**2,751**	**13.00**	**1,526**	**11.61**
Marketing, selling and distribution costs	**(1,249)**	**(3.70)**	(974)	(3.35)	(997)	(3.81)	(807)	(3.73)	(763)	(3.60)	(520)	(3.95)
Administrative expenses	**(461)**	**(1.37)**	(373)	(1.28)	(368)	(1.40)	(359)	(1.66)	(329)	(1.56)	(272)	(2.07)
Impairment (loss) / reversal on trade debts	**(7)**	**(0.02)**	8	0.03	(52)	(0.20)	1	0.00	9	0.04	9	0.07
Total operating expenses	**(1,717)**	**(5.08)**	**(1,338)**	**(4.60)**	**(1,417)**	**(5.41)**	**(1,165)**	**(5.38)**	**(1,083)**	**(5.12)**	**(783)**	**(5.96)**
Finance cost	**(2,273)**	**(6.73)**	(2,432)	(8.36)	(1,737)	(6.64)	(954)	(4.41)	(314)	(1.48)	(192)	(1.46)
Other expenses	**(17)**	**(0.05)**	(19)	(0.06)	(42)	(0.16)	(88)	(0.40)	(105)	(0.50)	(55)	(0.42)
Other operating charges	**(2,289)**	**(6.78)**	**(2,451)**	**(8.43)**	**(1,780)**	**(6.80)**	**(1,042)**	**(4.81)**	**(491)**	**(2.32)**	**(190)**	**(1.45)**
Other income	**662**	**1.96**	351	1.21	141	0.54	149	0.69	136	0.64	177	1.35
Share of profit from associate under the equity basis of accounting - net of impairment loss	**420**	**1.24**	45	0.15	-	-	5	0.02	(53)	(0.25)	77	0.58
Profit / (loss) before levies and income tax	**589**	**1.74**	**(368)**	**(1.26)**	**308**	**1.18**	**1,130**	**5.22**	**1,331**	**6.29**	**750**	**5.70**
Levies and income tax (expense) / credit	**(423)**	**(1.25)**	87	0.30	(100)	(0.38)	(407)	(1.88)	(503)	(2.38)	(196)	(1.49)
Profit / (loss) after tax for the year	**166**	**0.49**	**(281)**	**(0.96)**	**209**	**0.80**	**724**	**3.34**	**828**	**3.91**	**554**	**4.21**

Analysis Of Expenses

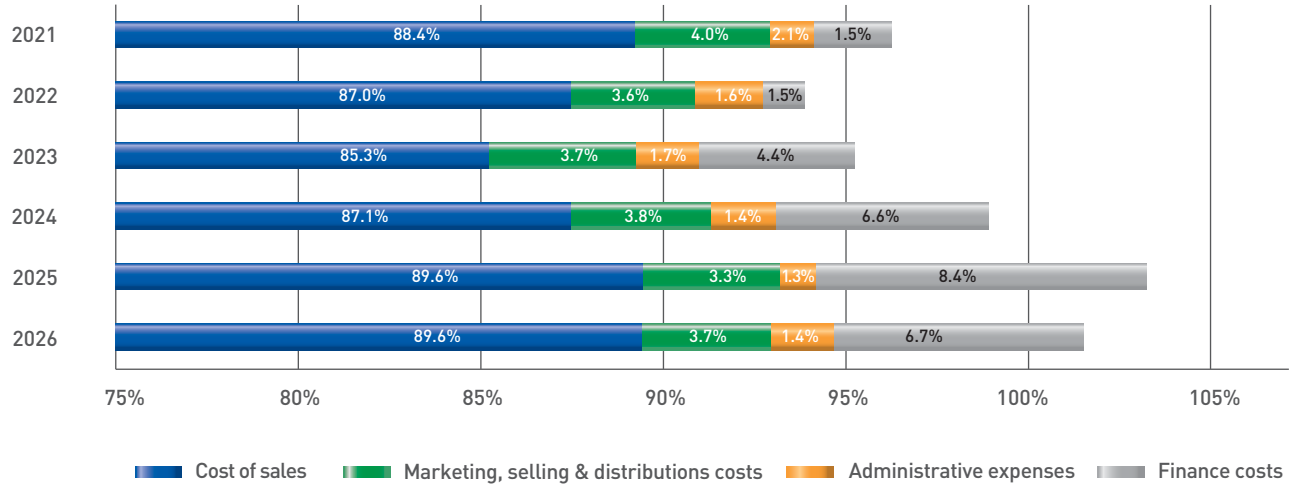

Analysis of Financial Statements

Horizontal Analysis - Statement of Cash Flows

	2026 Rs. in M	2026 vs 2025 %age	2025 Rs. in M	2025 vs 2024 %age	2024 Rs. in M	2024 vs 2023 %age	2023 Rs. in M	2023 vs 2022 %age	2022 Rs. in M	2022 vs 2021 %age	2021 Rs. in M	2021 vs 2020 %age
Net cash (used in) / generated from operating activities	**(2,398)**	**2.18**	(2,347)	(2.90)	(2,417)	(341.75)	1,000	505.85	165	(191.72)	(180)	(116.28)
Net cash generated from / (used in) investing activities	**796**	**71.94**	463	(113.66)	(3,389)	(14.77)	(3,976)	44.01	(2,761)	206.92	(900)	1.16
Net cash generated from financing activities	**1,963**	**(27.49)**	2,707	(49.25)	5,333	80.07	2,962	52.44	1,943	140.79	807	56.52
Net increase / (decrease) in cash and cash equivalents	**361**	**(56.17)**	**823**	**(274.05)**	**(473)**	**3,213.49**	**(14)**	**(97.82)**	**(653)**	**139.55**	**(273)**	**(137.28)**

Vertical Analysis - Statement of Cash Flows

	2026 Rs. in M	2026 %age	2025 Rs. in M	2025 %age	2024 Rs. in M	2024 %age	2023 Rs. in M	2023 %age	2022 Rs. in M	2022 %age	2021 Rs. in M	2021 %age
Net cash (used in) / generated from operating activities	**(2,398)**	**(665.14)**	(2,347)	(285.29)	(2,417)	511.38	1,000	(7,009.11)	165	(25.27)	(180)	66.01
Net cash generated from / (used in) investing activities	**796**	**220.80**	463	56.28	(3,389)	716.88	(3,976)	27,870.16	(2,761)	422.78	(900)	329.97
Net cash generated from financing activities	**1,963**	**544.34**	2,706	329.01	5,333	(1,128.26)	2,962	(20,761.05)	1,943	(297.51)	807	(295.97)
Net increase / (decrease) in cash and cash equivalents	**361**	**100.00**	**823**	**100.00**	**(473)**	**100.00**	**(14)**	**100.00**	**(653)**	**100.00**	**(273)**	**100.00**

Dupont Analysis

		2026	2025
Tax burden	%	**28.22**	76.33
Interest burden	%	**20.58**	(17.81)
EBIT margin	%	**8.47**	7.10
Asset turnover	Times	**0.90**	0.77
Leverage	%	**367.86**	396.05
Return on Equity	**%**	**1.63**	**(2.96)**

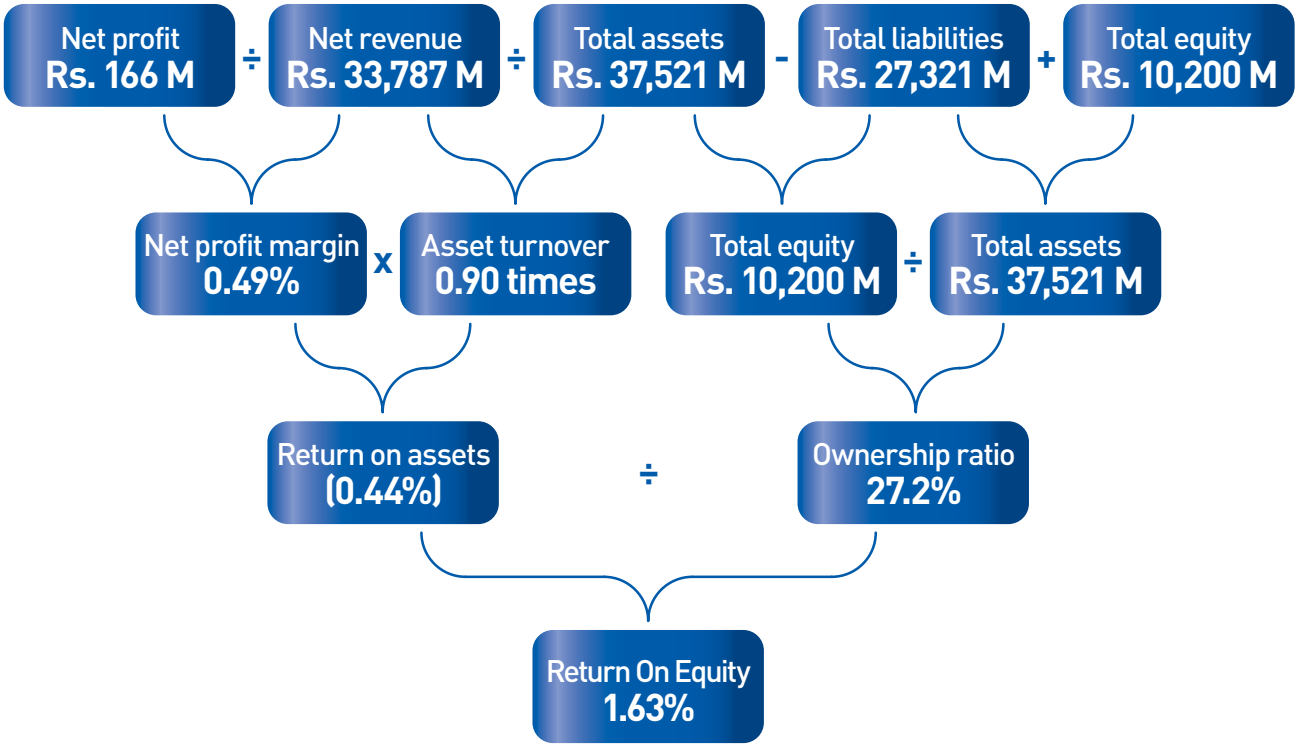

Direct Method Statement of Cash Flows

	2026	2025
	(Rupees in Million)	
CASH FLOWS FROM OPERATING ACTIVITIES		
Receipts from customers - net	31,892	27,460
Payments to suppliers / service providers / employees etc. - net	(31,165)	(26,626)
Receipts / (Payments) from staff retirement benefits	2	(13)
Finance costs paid	(2,135)	(2,507)
Income tax and levies paid - net	(838)	(656)
Sindh Infrastructure Development Cess liability paid	(152)	-
Long-term loans receivable	(1)	5
Long-term deposits	(2)	(11)
Net cash used in operating activities	(2,398)	(2,347)
CASH FLOWS FROM INVESTING ACTIVITIES		
Capital expenditure including intangible assets	(330)	(1,498)
Proceeds from disposal of fixed assets	87	110
Proceeds from assets classified as held for sale	885	1,878
Dividend received	145	8
Profit from term deposits receipt - Islamic	6	8
Profit on bank deposits	4	6
Investment in associated company	-	(48)
Net cash generated from investing activities	796	463
CASH FLOWS FROM FINANCING ACTIVITIES		
Long-term loans obtained	-	1,323
Repayment of long term-loans	(1,244)	(1,795)
Lease rentals paid - net	(34)	(33)
Loan of short-term borrowings - secured	3,241	3,213
Dividend paid	(0.1)	(1.6)
Net cash generated from financing activities	1,963	2,707
Net increase in cash and cash equivalents	361	823
Cash and cash equivalents at beginning of the year	(619)	(1,442)
Cash and cash equivalents at end of the year	(259)	(619)

Cash Flow Analysis

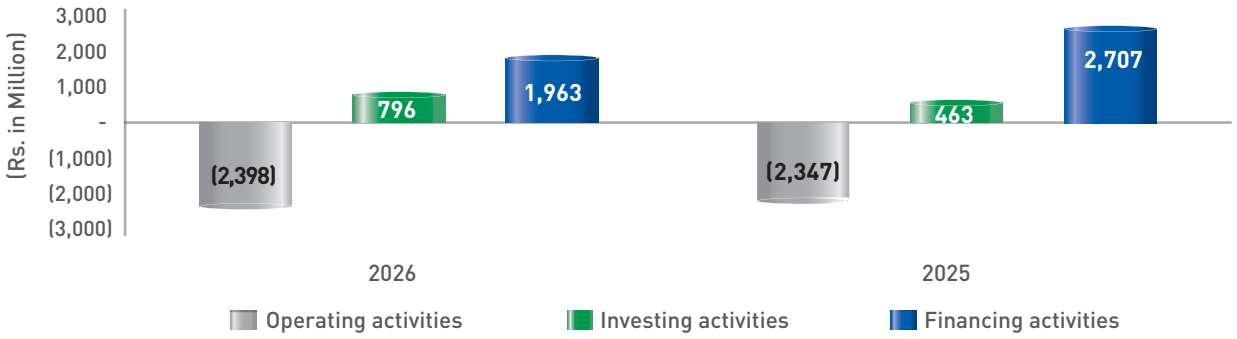

Statement of Value Addition
For the year ended June 30, 2026

	%	(Rupees in '000)
Value created		
Gross Sales	98.37%	39,219,510
Other income	1.66%	661,710
Other comprehensive loss	-0.05%	(18,023)
Transfer from surplus on revaluation of building	0.01%	5,247
	100.00%	39,868,444
Bought in materials and services	-74.31%	(29,624,734)
Total	25.69%	10,243,710
Value Distribution		
To Government as taxes		
Income tax, sales tax & custom duty	57.69%	5,909,593
Workers funds, EOBI & social security contribution and local taxes	2.20%	225,577
To Employees as remuneration		
Salaries, wages and benefits	17.83%	1,826,062
To Society		
Donations and CSR	0.09%	9,679
To Providers of capital		
Financial charges to providers of finance	22.19%	2,272,799
Total Value Distributed	100.00%	10,243,710

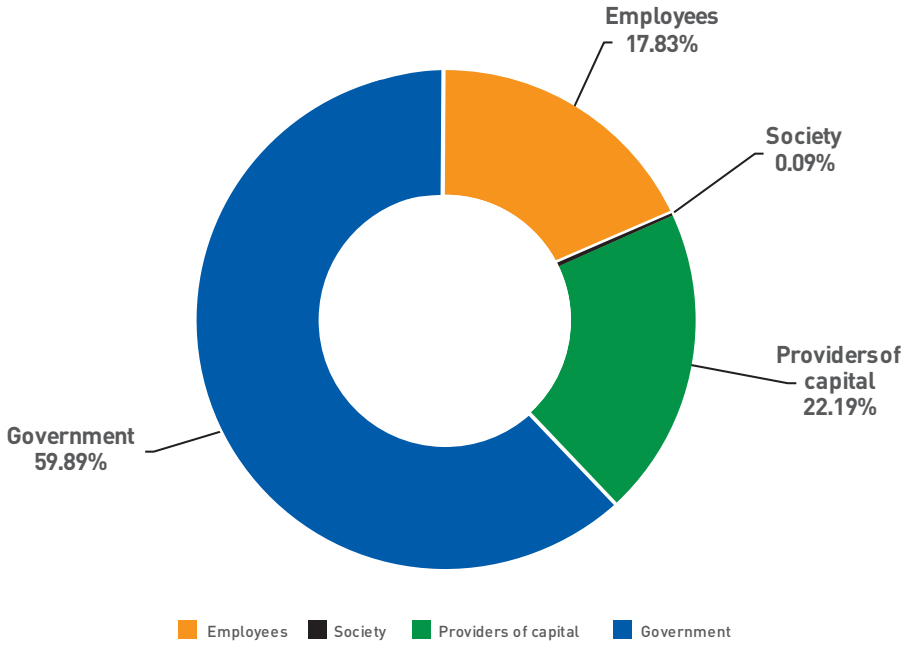

Turning Challenges Into Opportunities

FINANCIAL STATEMENT

pwc

A·F·FERGUSON&Co.

INDEPENDENT AUDITOR'S REPORT

To the members of Pakistan Cables Limited

Report on the Audit of the Financial Statements

Opinion

We have audited the annexed financial statements of Pakistan Cables Limited (the Company), which comprise the statement of financial position as at June 30, 2026, and the statement of profit or loss, the statement of comprehensive income, the statement of changes in equity, the statement of cash flows for the year then ended, and notes to the financial statements, including material accounting policy information and other explanatory information, and we state that we have obtained all the information and explanations which, to the best of our knowledge and belief, were necessary for the purposes of the audit.

In our opinion and to the best of our information and according to the explanations given to us, the statement of financial position, the statement of profit or loss, the statement of comprehensive income, the statement of changes in equity and the statement of cash flows together with the notes forming part thereof conform with the accounting and reporting standards as applicable in Pakistan and give the information required by the Companies Act, 2017 (XIX of 2017), in the manner so required and respectively give a true and fair view of the state of the Company's affairs as at June 30, 2026 and of the profit and other comprehensive income, the changes in equity and its cash flows for the year then ended.

Basis for Opinion

We conducted our audit in accordance with International Standards on Auditing (ISAs) as applicable in Pakistan. Our responsibilities under those standards are further described in the Auditor's Responsibilities for the Audit of the Financial Statements section of our report. We are independent of the Company in accordance with the International Ethics Standards Board for Accountants' Code of Ethics for Professional Accountants as adopted by the Institute of Chartered Accountants of Pakistan (the Code) and we have fulfilled our other ethical responsibilities in accordance with the Code. We believe that the audit evidence we have obtained is sufficient and appropriate to provide a basis for our opinion.

Key Audit Matter

Key audit matters are those matters that, in our professional judgment, were of most significance in our audit of the financial statements of the current period. These matters were addressed in the context of our audit of the financial statements as a whole, and in forming our opinion thereon, and we do not provide a separate opinion on these matters.

Following is the Key audit matter:

S.No.	Key audit matter	How the matter was addressed in our audit
(i)	**Revenue from contracts with customers**	
	(Refer note 3.20 and note 32 to the financial statements)	Our audit procedures amongst others included the following:
	The Company recognizes revenue from the sale of wires and cables to domestic as well as export customers when the performance obligation is satisfied by transferring control of a promised good to the customer. We considered revenue recognition as a key audit matter due to revenue being one of the key performance indicators of the Company. In addition, revenue was also considered as an area of significant audit risk as part of the audit process.	- assessed the appropriateness of the Company's accounting policies for revenue recognition and compliance of those policies with accounting and reporting standards as applicable in Pakistan; - performed verification of sales, on sample basis, with underlying documentation including sales orders, sales invoices and delivery challans;

S.No.	Key audit matter	How the matter was addressed in our audit
		- performed cut-off procedures on sample basis to ensure sales have been recorded in the correct period; - inspected, on a sample basis, credit notes issued to record sales returns during the year and subsequent to year end, if any, to evaluate whether the adjustments to sales had been accurately recorded in the appropriate accounting period; - verified that sales prices are negotiated and approved by appropriate authority; and - ensured that presentation and disclosures related to revenue are being addressed appropriately.

Information Other than the Financial Statements and Auditor's Report Thereon

Management is responsible for the other information. The other information comprises the information included in the annual report, but does not include the financial statements and our auditor's report thereon.

Our opinion on the financial statements does not cover the other information and we do not express any form of assurance conclusion thereon.

In connection with our audit of the financial statements, our responsibility is to read the other information and, in doing so, consider whether the other information is materially inconsistent with the financial statements or our knowledge obtained in the audit or otherwise appears to be materially misstated. If, based on the work we have performed, we conclude that there is a material misstatement of this other information, we are required to report that fact. We have nothing to report in this regard.

Responsibilities of Management and Board of Directors for the Financial Statements

Management is responsible for the preparation and fair presentation of the financial statements in accordance with the accounting and reporting standards as applicable in Pakistan and the requirements of Companies Act, 2017 (XIX of 2017) and for such internal control as management determines is necessary to enable the preparation of financial statements that are free from material misstatement, whether due to fraud or error.

In preparing the financial statements, management is responsible for assessing the Company's ability to continue as a going concern, disclosing, as applicable, matters related to going concern and using the going concern basis of accounting unless management either intends to liquidate the Company or to cease operations, or has no realistic alternative but to do so.

Board of directors are responsible for overseeing the Company's financial reporting process.

Auditor's Responsibilities for the Audit of the Financial Statements

Our objectives are to obtain reasonable assurance about whether the financial statements as a whole are free from material misstatement, whether due to fraud or error, and to issue an auditor's report that includes our opinion. Reasonable assurance is a high level of assurance, but is not a guarantee that an audit conducted in accordance with ISAs as applicable in Pakistan will always detect a material misstatement when it exists. Misstatements can arise from fraud or error and are considered material if, individually or in the aggregate, they could reasonably be expected to influence the economic decisions of users taken on the basis of these financial statements.

As part of an audit in accordance with ISAs as applicable in Pakistan, we exercise professional judgment and maintain professional skepticism throughout the audit. We also:

- Identify and assess the risks of material misstatement of the financial statements, whether due to fraud or error, design and perform audit procedures responsive to those risks, and obtain audit evidence that is sufficient and appropriate to provide a basis for our opinion. The risk of not detecting a material misstatement resulting from fraud is higher than for one resulting from error, as fraud may involve collusion, forgery, intentional omissions, misrepresentations, or the override of internal control.

- Obtain an understanding of internal control relevant to the audit in order to design audit procedures that are appropriate in the circumstances, but not for the purpose of expressing an opinion on the effectiveness of the Company's internal control.

- Evaluate the appropriateness of accounting policies used and the reasonableness of accounting estimates and related disclosures made by management.

- Conclude on the appropriateness of management's use of the going concern basis of accounting and, based on the audit evidence obtained, whether a material uncertainty exists related to events or conditions that may cast significant doubt on the Company's ability to continue as a going concern. If we conclude that a material uncertainty exists, we are required to draw attention in our auditor's report to the related disclosures in the financial statements or, if such disclosures are inadequate, to modify our opinion. Our conclusions are based on the audit evidence obtained up to the date of our auditor's report. However, future events or conditions may cause the Company to cease to continue as a going concern.

- Evaluate the overall presentation, structure and content of the financial statements, including the disclosures, and whether the financial statements represent the underlying transactions and events in a manner that achieves fair presentation.

We communicate with the board of directors regarding, among other matters, the planned scope and timing of the audit and significant audit findings, including any significant deficiencies in internal control that we identify during our audit.

We also provide the board of directors with a statement that we have complied with relevant ethical requirements regarding independence, and to communicate with them all relationships and other matters that may reasonably be thought to bear on our independence, and where applicable, related safeguards.

From the matters communicated with the board of directors, we determine those matters that were of most significance in the audit of the financial statements of the current period and are therefore the key audit matters. We describe these matters in our auditor's report unless law or regulation precludes public disclosure about the matter or when, in extremely rare circumstances, we determine that a matter should not be communicated in our report because the adverse consequences of doing so would reasonably be expected to outweigh the public interest benefits of such communication.

Report on Other Legal and Regulatory Requirements

Based on our audit, we further report that in our opinion:

(a) proper books of account have been kept by the Company as required by the Companies Act, 2017 (XIX of 2017);

(b) the statement of financial position, the statement of profit or loss, the statement of comprehensive income, the statement of changes in equity and the statement of cash flows together with the notes thereon have been drawn up in conformity with the Companies Act, 2017 (XIX of 2017) and are in agreement with the books of account and returns;

(c) investments made, expenditure incurred and guarantees extended during the year were for the purpose of the Company's business; and

(d) no zakat was deductible at source under the Zakat and Ushr Ordinance, 1980 (XVIII of 1980).

The engagement partner on the audit resulting in this independent auditor's report is Syed Muhammad Hasnain.

A. F. Ferguson & Co.
Chartered Accountants
Karachi

Date: September 14, 2026

UDIN: AR202610073ygr6Yzf1p

Key Financial Highlights 2026

NET SALES IN 2026
[RUPEES IN MILLION]

33,787

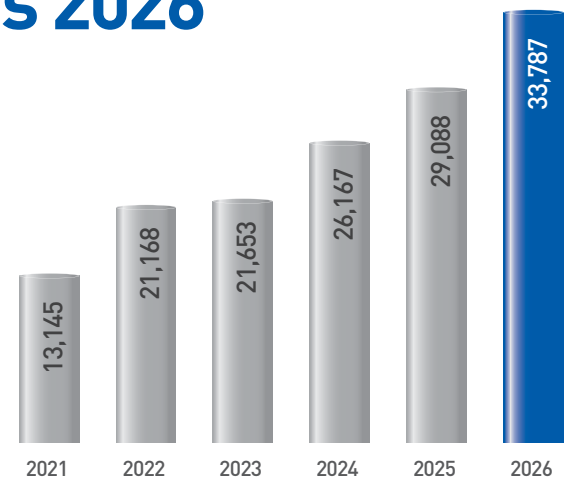

EQUITY
[RUPEES IN MILLION]

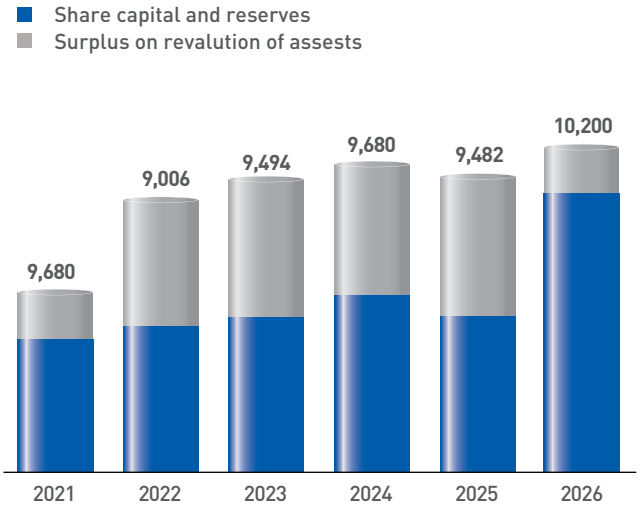

EXPENSES IN 2026
[RUPEES IN MILLION]

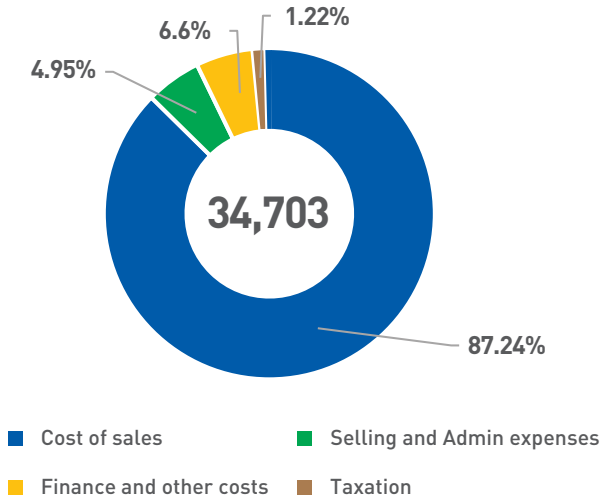

EARNINGS / (LOSS) PER SHARE

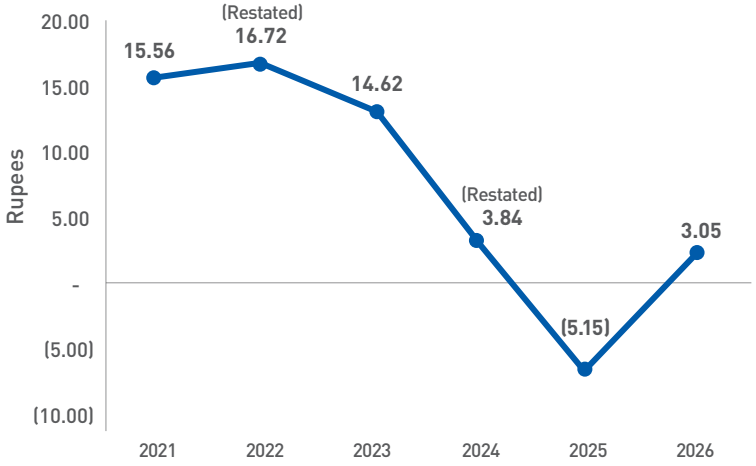

KEY INDICATORS

EARNINGS PER SHARE **Rs. 3.05**	RETURN ON EQUITY **1.63%**
MARKET VALUE PER SHARE **Rs. 171.00**	BREAK-UP VALUE PER SHARE **Rs. 187.30**
MARKET CAPITALIZATION **Rs. 9,312 M**	DIVIDEND PER SHARE **Nil**

Statement of Financial Position
As at June 30, 2026

	Note	2026	2025
		(Rupees in '000)	
ASSETS			
Non-current assets			
Property, plant and equipment	4	**16,567,735**	15,765,376
Right-of-use assets	5.1	**51,824**	74,206
Intangible assets	6	**33,948**	23,806
Investment in associated company	7	**-**	87,945
Long-term loans receivable	8	**7,465**	6,420
Long-term deposits		**20,358**	18,538
		16,681,330	15,976,291
Current assets			
Stores and spares	9	**143,982**	115,138
Stock-in-trade	10	**6,942,314**	7,525,045
Trade debts	11	**9,231,923**	7,591,543
Short-term loans and advances	12	**156,129**	69,937
Short-term deposits and prepayments	13	**58,872**	49,162
Short term investment	14	**106,996**	112,154
Other receivables	15	**1,622,657**	1,069,816
Taxation - payments less provisions		**1,887,848**	1,305,847
Cash and bank balances	16	**338,591**	376,971
		20,489,312	18,215,613
Assets classified as held for sale	17	**350,000**	3,361,945
Total current assets		**20,839,312**	21,577,558
Total assets		**37,520,642**	37,553,849
EQUITY AND LIABILITIES			
Share capital and reserves			
Authorised share capital			
100,000,000 (June 30, 2025: 100,000,000) ordinary shares of Rs. 10 each		**1,000,000**	1,000,000
Issued, subscribed and paid-up capital	18	**544,574**	544,574
Capital reserves			
Share premium reserve	19	**1,595,139**	1,595,139
Revaluation surplus on property (land and building) - net of tax	20	**2,061,845**	4,715,605
Revenue reserves			
General reserve	21	**2,943,000**	2,943,000
Un-appropriated profit / (loss)		**3,055,206**	(316,337)
Total Shareholders' equity		**10,199,764**	9,481,981
Non-current liabilities			
Long-term financing - secured	22	**4,915,917**	6,535,748
Lease liabilities	5.3	**37,962**	65,679
Staff retirement benefits	23	**65,842**	49,122
Staff compensated absences	24	**7,288**	5,163
Deferred income - Government grant	25	**336,642**	412,347
Other long term liabilities	26	**386,818**	-
Deferred taxation - net	27	**577,589**	129,960
		6,328,058	7,198,019
Current liabilities			
Current portion of long-term financing - secured	22	**623,754**	248,376
Current portion of lease liabilities	5.3	**27,442**	19,137
Trade and other payables	28	**5,981,771**	6,978,437
Short-term borrowings	29	**13,261,995**	10,419,782
Contract liabilities	30	**670,627**	478,797
Advance against assets classified as held for sale	17	**-**	2,425,588
Unclaimed dividend		**31,440**	31,563
Accrued mark-up		**395,791**	272,169
		20,992,820	20,873,849
Total liabilities		**27,320,878**	28,071,868
Contingencies and commitments	31		
Total equity and liabilities		**37,520,642**	37,553,849

The annexed notes from 1 to 53 form an integral part of these financial statements.

Chief Executive Officer | Chairman | Chief Financial Officer

Statement of Profit or Loss
For the year ended June 30, 2026

	Note	2026	2025
		(Rupees in '000)	
Revenue from contracts with customers	32	**33,787,277**	29,088,373
Cost of sales	33	**(30,273,195)**	(26,062,253)
Gross profit		**3,514,082**	3,026,120
Marketing, selling and distribution costs	34	**(1,249,331)**	(973,688)
Administrative expenses	35	**(461,413)**	(372,825)
Impairment (loss) / reversal on trade debts	11.3	**(6,618)**	8,050
Total operating expenses		**(1,717,362)**	(1,338,463)
Finance cost	36	**(2,272,799)**	(2,432,248)
Other expenses	37	**(16,588)**	(18,736)
Other operating charges		**(2,289,387)**	(2,450,984)
Other income	38	**661,710**	350,775
Share of profit from associate under the equity basis of accounting - net of impairment loss	17	**419,833**	44,921
Profit / (loss) before levies and income tax		**588,876**	(367,631)
Levies - Final tax		**(570)**	(19,854)
Profit / (loss) before income tax		**588,306**	(387,485)
Income tax (expense) / credit	39	**(422,100)**	106,884
Profit / (loss) after tax for the year		**166,206**	(280,601)
		----------(Rupees)----------	
Earnings / (loss) per share - basic and diluted	40	**3.05**	(5.15)

The annexed notes from 1 to 53 form an integral part of these financial statements.

Chief Executive Officer

Chairman

Chief Financial Officer

Statement of Comprehensive Income
For the year ended June 30, 2026

	Note	2026	2025
		(Rupees in '000)	
Profit / (loss) after tax for the year		**166,206**	(280,601)
Other comprehensive income / (loss):			
Items that will not be reclassified to statement of profit or loss			
Remeasurement of post employment benefit obligations	23.1.7	**(12,865)**	(38,774)
Related tax effect		**4,210**	11,071
		(8,655)	(27,703)
Net loss on equity instruments designated at fair value through other comprehensive income		**(5,158)**	(11,848)
		(13,813)	(39,551)
Surplus on revaluation of land and building carried out during the year		**901,513**	470,212
Related deferred tax		**(284,862)**	(47,467)
		616,651	422,745
Deficit on disposal / transfer of building from property, plant and equipment to assets held for sale		**(51,261)**	(388,224)
Related deferred tax		**-**	87,511
		(51,261)	(300,713)
		565,390	122,032
Total comprehensive income / (loss) - transferred to statement of changes in equity		**717,783**	(198,120)

The annexed notes from 1 to 53 form an integral part of these financial statements.

Chief Executive Officer | Chairman | Chief Financial Officer

Statement of Cash Flows
For the year ended June 30, 2026

	Note	2026	2025
		(Rupees in '000)	
CASH FLOWS FROM OPERATING ACTIVITIES			
Cash generated from operations	41	**726,447**	834,857
Receipts / (Payments) from staff retirement benefits	23.1.8	**2,056**	(13,340)
Finance costs paid		**(2,134,715)**	(2,507,280)
Income tax and levies paid - net		**(837,694)**	(655,896)
Sindh Infrastructure Development Cess liability paid		**(151,511)**	-
Long-term loans receivable		**(1,045)**	5,331
Long-term deposits		**(1,820)**	(10,820)
Net cash used in operating activities		**(2,398,282)**	(2,347,148)
CASH FLOWS FROM INVESTING ACTIVITIES			
Capital expenditure including intangible assets		**(330,301)**	(1,498,478)
Proceeds from disposal of fixed assets	4.1.2	**86,934**	110,137
Proceeds from assets classified as held for sale	17	**885,096**	1,878,139
Dividend received		**144,580**	7,644
Profit from term deposits receipt - Islamic	38	**6,002**	7,618
Profit on bank deposits	38	**3,828**	6,414
Investment in associated company	7	**-**	(48,450)
Net cash generated from investing activities		**796,139**	463,024
CASH FLOWS FROM FINANCING ACTIVITIES			
Long-term loans obtained		**-**	1,323,291
Repayment of long-term loans		**(1,244,453)**	(1,795,207)
Lease rentals paid - net		**(33,874)**	(32,525)
Loan of short-term borrowings - net		**3,241,162**	3,212,932
Dividend paid		**(123)**	(1,643)
Net cash generated from financing activities		**1,962,712**	2,706,848
Net increase in cash and cash equivalents		**360,569**	822,724
Cash and cash equivalents at beginning of the year		**(619,200)**	(1,441,924)
Cash and cash equivalents at end of the year	42	**(258,631)**	(619,200)

The annexed notes from 1 to 53 form an integral part of these financial statements.

Chief Executive Officer

Chairman

Chief Financial Officer

Statement of Changes in Equity
For the year ended June 30, 2026

	Note	Share capital	Capital reserves		Revenue reserves		Total
		Issued, subscribed and paid-up capital	Share premium reserve	Surplus on revaluation of assets - net of tax	General reserve	Un-appropriated profit	
		(Rupees in '000)					
Balance as at July 01, 2024		495,067	1,595,139	4,597,117	2,618,000	374,778	9,680,101
Total comprehensive income for the year ended June 30, 2025							
- Loss after tax		-	-	-	-	(280,601)	(280,601)
- Other comprehensive income - net of tax		-	-	122,032	-	(39,551)	82,481
		-	-	122,032	-	(320,152)	(198,120)
Transfer from surplus on revaluation of land and building - net of deferred tax	20	-	-	(3,544)	-	3,544	-
10% bonus shares issued - for the year ended June 30, 2024		49,507	-	-	-	(49,507)	-
Transfer to general reserve for the year ended June 30, 2024		-	-	-	325,000	(325,000)	-
Balance as at June 30, 2025		544,574	1,595,139	4,715,605	2,943,000	(316,337)	9,481,981
Total comprehensive loss for the year ended June 30, 2026							
- Profit after tax		-	-	-	-	166,206	166,206
- Other comprehensive income - net of tax		-	-	565,390	-	(13,813)	551,577
		-	-	565,390	-	152,393	717,783
Transfer from surplus on revaluation of land and building - net of deferred tax	20	-	-	(3,306)	-	3,306	-
Transferred from surplus on disposal of asset held for sale	20	-	-	(3,215,844)	-	3,215,844	-
Balance as at June 30, 2026		544,574	1,595,139	2,061,845	2,943,000	3,055,206	10,199,764

The annexed notes from 1 to 53 form an integral part of these financial statements.

Chief Executive Officer

Chairman

Chief Financial Officer

Notes to and Forming Part of the Financial Statements
For the year ended June 30, 2026

1. LEGAL STATUS AND OPERATIONS

Pakistan Cables Limited ("the Company") was incorporated in Pakistan as a private limited Company on 22 April 1953 under Companies Act, 1913 (now the Companies Act, 2017) and in 1955 it was converted into a public limited Company in which year it also obtained a listing on the Pakistan Stock Exchange. The Company is engaged in the business of copper rods, wires, cables and conductors, wiring accessories and PVC compounds.

The Company's registered office and head office is situated at Arif Habib Center, 1st Floor, 23 M.T. Khan Road, Saddar Town, Karachi, Pakistan. The Company also has an office on the second floor of the annexed building at Arif Habib Center, Karachi, Pakistan. The Company's factory is situated at K-23, Nooriabad, Sindh. In addition, the Company owns approximately 4 acres of land at C-246 and C-247, Nooriabad, Sindh. The Company also has regional and branch offices located in Lahore, Faisalabad, Rawalpindi, Multan, Peshawar, and Abbottabad.

2. BASIS OF PREPARATION

2.1 Statement of compliance

These financial statements have been prepared in accordance with the accounting and reporting standards as applicable in Pakistan. Accounting and reporting standards as applicable in Pakistan comprises of:

- IFRS Accounting Standards issued by the International Accounting Standards Board (IASB) as notified under the Companies Act, 2017; and

- Provisions of, directives and notification issued under the Companies Act, 2017.

Where provisions of, directives and notifications issued under the Companies Act, 2017 differ from the IFRS Accounting Standards, the provisions of, directives and notifications issued under the Companies Act, 2017 have been followed.

2.2 Basis of measurement

These financial statements have been prepared under the historical cost convention except as disclosed otherwise.

2.3 Functional and presentation currency

These financial statements are presented in Pakistani rupee which is the Company's functional currency. All financial information presented in Pakistani rupee has been rounded off to the nearest thousand, unless otherwise stated.

2.4 Use of estimates and judgements

2.4.1 In preparing these financial statements, management has made judgments, estimates and assumptions that affect the application of the Company's accounting policies and the reported amounts of assets, liabilities, income and expenses. Actual results may differ from these estimates. Estimates and underlying assumptions are reviewed on an ongoing basis. Revision to estimates are recognised prospectively. Information about judgments made in applying accounting policies that have the most significant effects on the amount recognised in the financial statements and to the carrying amount of the assets and liabilities and assumptions and estimation uncertainties that may have a significant risk resulting in a material adjustment in the subsequent year are set forth below:

- Property, plant and equipment and intangible assets (refer notes 2.4.2, 3.1 and 3.2)
- Stock-in-trade and stores and spares (refer notes 3.4 and 3.3)
- Financial assets (refer note 3.5)
- Impairment (refer notes 3.6 and 3.19)
- Taxation (refer note 3.23)
- Right-of-use assets and Lease liabilities (refer note 3.11)
- Staff retirement benefits and other benefits (refer note 3.12)
- Contingent liabilities (refer note 3.18)
- Provisions (refer note 3.22)

2.4.2 During the year, an assessment of the useful lives of buildings, plant and machinery was conducted by management. Based on the review, the estimated useful lives of buildings were revised from 40 years to 50 years, and those of plant and machinery were revised from a range of 4 - 20 years to 8.33 - 33.33 years. The revisions are accounted for prospectively as a change in accounting estimate in accordance with the requirements of IAS 8 'Accounting Policies, Changes in Accounting Estimates and Errors'. As a result, the depreciation charges of the Company for the period decreased by Rs. 152.07 million, with a corresponding increase of Rs. 152.07 million in the carrying amounts of buildings and plant and machinery, compared to the amounts that would have been recognized had the change in estimate not been made. Consequently, deferred tax expense increased by Rs. 59.31 million respectively. The resulting after-tax impact was an increase in profit for the year of Rs. 92.76 million.

2.5 Change in accounting standards, interpretations and pronouncements

a) Standards, interpretations and amendments to published approved accounting standards that are effective.

There are certain amendments and interpretations to the accounting and reporting standards which are mandatory for the Company's annual accounting period which began on July 1, 2025. However, these do not have any significant impact on the Company's financial reporting.

b) Standard and amendments to approved accounting standards that are not yet effective.

There is a new standard and certain amendments and interpretations to the accounting and reporting standards that will be mandatory for the Company's annual accounting periods beginning on or after July 1, 2026. The following amendments and the new standard have not been early adopted by the Company:

Amendment to IFRS 9 and IFRS 7 - Classification and Measurement of Financial Instruments (effective January 1, 2026):

These amendments:

- clarify the requirements for the timing of recognition and derecognition of some financial assets and liabilities, with a new exception for some financial liabilities settled through an electronic cash transfer system;

- clarify and add further guidance for assessing whether a financial asset meets the solely payments of principal and interest (SPPI) criterion;

- add new disclosures for certain instruments with contractual terms that can change cashflows (such as some instruments with features linked to the achievement of Environment, Social and Governance (ESG) targets); and

- make updates to the disclosures for equity instruments designated at Fair Value through Other Comprehensive Income (FVOCI).

IFRS 18 'Presentation and Disclosure in Financial Statements' (IFRS 18) (effective January 1, 2027):

A new standard on presentation and disclosure in financial statements, with a focus on updates to the statement of profit or loss is being introduced. The key new concepts introduced in IFRS 18 relate to:

- the structure of the statement of profit or loss;

- required disclosures in the financial statements for certain profit or loss performance measures that are reported outside an entity's financial statements (that is, management-defined performance measures); and

- enhanced principles on aggregation and disaggregation which apply to the primary financial statements and notes in general.

The management is in process of assessing the impact of above changes.

Other than above, there are standards and certain amendments to accounting standards that are not yet effective and have not been early adopted by the Company for the financial year beginning on July 01, 2026. Such standards and amendments are not expected to have any significant impact in the Company's financial reporting and, therefore, have not been presented in these financial statements.

3. MATERIAL ACCOUNTING POLICY INFORMATION

The material accounting policies applied in the preparation of these financial statements are set out below. These policies have been consistently applied to all the years presented.

3.1 Property, plant and equipment

- The cost of an item of property, plant and equipment is recognised as an asset if it is probable that future economic benefits associated with the item will flow to the entity and the cost of such item can be measured reliably. Recognition of the cost in the carrying amount of an item of plant and equipment seizes when the item is in the location and condition necessary for it to be capable of operating in the manner intended by the management.

- Property, plant and equipment are stated at cost less accumulated depreciation and impairment losses, if any, except that building is stated at revalued amount less accumulated depreciation and impairment losses, if any, while land is stated at revalued amount (less impairment losses, if any). Leasehold land is not depreciated since the lease is renewable at nominal price at the option of the lessee.

- Capital work-in-progress is stated at cost accumulated to the balance sheet date less impairment losses, if any. Cost include expenditures directly attributable to the acquisition of an asset. Transfers are made to relevant asset category as and when asset are available for intended use.

- The cost of property, plant and equipment include:

  (a) its purchase price including import duties, non refundable purchase taxes after deducting trade discounts and rebates;

  (b) any other costs directly attributable to bringing the asset to the location and condition necessary for it to be capable of operating in the manner intended by management; and

  (c) borrowing cost, if any.

- Depreciation of all items except for land is charged on straight line method at the rates specified in respective note to the financial statements and is generally recognised in statement of profit or loss. Depreciation on additions is charged from the month in which asset is available for use up to the month of disposal. Depreciation methods, useful lives and residual value of each part of property, plant and equipment that is significant in relation to the total cost of the asset are reviewed and adjusted if appropriate, at each reporting date.

- The assets' residual values and useful lives are reviewed at the reporting date and if expectations differ from previous estimates, the change is accounted for as a change in an accounting estimate.

- Leasehold land and building are revalued by independent professionally qualified valuer with sufficient regularity to ensure that the net carrying amount does not differ materially from the fair values. In case of building, any accumulated depreciation at the date of the revaluation is eliminated against the gross carrying amount of the asset and the net amount restated at the revalued amount of the asset. Surplus on revaluation of assets are credited to a 'Surplus on revaluation' account on the statement of financial position in equity. Surplus on revaluation of building to the extent of incremental depreciation charged thereon is transferred from surplus on revaluation of building to retained earnings (unappropriated profit), net of deferred tax.

- Expenditure incurred subsequent to the initial acquisition of asset is capitalised only when it is probable that the future economic benefits associated with the expenditure will flow to the Company and it meets the recognition criteria mentioned in accounting and reporting standards. All other expenditure is recognised in the statement of profit or loss as expense.

- Gains or losses on disposal are included in statement of profit or loss currently and the related residual revaluation surplus on property, plant and equipment, if any after taking into account incremental depreciation, is transferred directly to retained earnings (unappropriated profit).

3.2 Intangible assets

Intangible assets are initially recognised at cost less accumulated amortisation and impairment losses, if any. Costs that are directly associated with identifiable software product controlled by the Company and have probable economic benefits beyond one year are recognised as intangible asset. Costs associated with maintaining computer software are recognised as an expense as and when incurred.

Amortisation is charged to statement of profit or loss by applying the straight line basis whereby the carrying amount of an asset is amortised over its estimated useful life to the Company unless such life is indefinite. Amortisation is charged from the month the asset is available for use, while in case of disposal it is charged up to the month of disposal.

The Company accounts for impairment, where indications exist, by reducing asset's carrying amount to the recoverable amount.

3.3 Stores and spares

Stores and spares are stated at lower of weighted average cost and net realizable value. Items in transit are valued at cost comprising invoice value plus other charges incurred thereon.

Provision for obsolete and slow moving stores and spares is determined based on the management's estimate regarding their future usability.

Net realizable value signifies the estimated selling price in the ordinary course of business less the net estimated costs necessary to be incurred to make the sale.

3.4 Stock-in-trade

These are valued at lower of cost and net realizable value. Cost is determined under the weighted average basis. Cost comprises all costs of purchase, conversion and other costs incurred in bringing the inventories to their present location and conditions. Net realizable value signifies the estimated selling price in the ordinary course of the business less estimated cost of completion and selling expenses. The management continuously reviews its inventory for existence of any item which may be obsolete. Provision is made for slow moving inventory based on management's estimation. These are based on historical experience and are continuously reviewed.

Items in-transit are valued at lower of cost and net realizable value. Cost comprises invoice value plus other charges paid thereon up to the reporting date.

Scrap is valued at estimated realizable value.

3.5 Financial assets

Trade receivables are initially recognised when they are originated. All other financial assets are initially recognised when the Company becomes a party to the contractual provisions of the instrument.

A financial asset (unless it is a trade receivable without a significant financing component) is initially measured at fair value plus, for an item not at fair value through profit or loss, transaction costs that are directly attributable to its acquisition or issue. A trade receivable without a significant financing component is initially measured at the transaction price.

On initial recognition financial asset is classified as measured at: amortised cost; fair value through other comprehensive income (FVOCI); or fair value through profit or loss (FVTPL).

Financial assets are not reclassified subsequent to their initial recognition unless the Company changes its business model for managing financial assets, in which case all affected financial assets are reclassified on the first day of the first reporting following the change in the business model. A financial asset is measured at amortised cost if it meets both of the following conditions and is not designated as at FVTPL:

- it is held within a business model whose objective is to hold assets to collect contractual cash flows; and

- its contractual terms give rise on specified dates to cash flows that are solely payments of principal and interest on the principal amount outstanding.

Financial assets are derecognised when the rights to receive cash flows from the financial assets have expired or have been transferred and the Company has transferred substantially all risks and rewards of ownership.

The Company's financial assets currently comprise of the assets 'measured at amortised cost' and "measured at fair value through other comprehensive income (FVOCI)" and no financial assets are measured at fair value through profit or loss (FVTPL) other than derivative financial instruments as disclosed in note 3.14.

3.6 Impairment of financial assets

The Company recognises loss allowances for Expected Credit Loss (ECLs) in respect of financial assets measured at amortised cost.

The Company measures loss allowances at an amount equal to lifetime ECLs, except for the bank balance for which credit risk (i.e. the risk of default occurring over the expected life of the financial instrument) has not increased significantly since initial recognition (although in this case the measurement is at 12 month ECLs).

Loss allowances for trade receivables are always measured at an amount equal to lifetime ECLs.

The Company considers a financial asset in default when it is more than 365 days past due.

When determining whether the credit risk of a financial asset has increased significantly since initial recognition and when estimating ECLs, the Company considers reasonable and supportable information that is relevant and available without undue cost or effort. This includes both quantitative and qualitative information and analysis, based on the Company's historical experience and informed credit assessment including forward-looking information.

The Company assumes that the credit risk on a financial asset has increased significantly if it is more than past due for a reasonable period of time. Lifetime ECLs are the ECLs that result from all possible default events over the expected life of a financial instrument. 12-month ECLs are the portion of ECLs that result from default events that are possible within the 12 months after the reporting date (or a shorter period if the expected life of the instrument is less than 12 months). The maximum period considered when estimating ECLs is the maximum contractual period over which the Company is exposed to credit risk.

Loss allowances for financial assets measured at amortised cost are deducted from the gross carrying amount of the assets.

The gross carrying amount of a financial asset is written off when the Company has no reasonable expectations of recovering a financial asset in its entirety or a portion thereof. The Company individually makes an assessment with respect to the timing and amount of write-off based on whether there is a reasonable expectation of recovery. The Company expects no significant recovery from the amount written off. However, financial assets that are written off could still be subject to enforcement activities in order to comply with the Company's procedures for the recovery of amounts due.

3.7 Cash and cash equivalents

Cash and cash equivalents comprise cash, bank balances on current and deposit accounts and running finance under mark-up arrangements. Short term running finances that are repayable on demand form an integral part of the Company's cash management and are included as a component of cash and cash equivalents for the purpose of the statement of cash flows.

3.8 Non Current Assets held for sale

Non-current assets are classified as held for sale if their carrying amount will be recovered principally through a sale transaction rather than through continuing use and the sale is expected to be completed within one year from the date of the classification. They are measured at the lower of their carrying amount and fair value less costs to sell.

An impairment loss is recognised for any initial or subsequent write-down of the asset to fair value less costs to sell. A gain is recognised for any subsequent increases in fair value less costs to sell of an asset, but not in excess of any cumulative impairment loss previously recognised. A gain or loss not previously recognised at the date of the sale of the non-current asset is recognised at the date of derecognition. Non-current assets are not depreciated or amortised while they are classified as held for sale.

3.9 Dividends and reserve appropriation

Dividends and reserve appropriations are recognised in the period in which these are declared / approved. Transfers between reserves made subsequent to reporting dates are considered as non-adjusting event and are recognised in the financial statement in the period in which these are approved.

3.10 Financial liabilities

Financial liabilities include long-term borrowings, short-term borrowings from banking companies, trade and other payables, lease liabilities and mark-up accrued on bank borrowings which are initially recognised at the time when the Company becomes party to the contractual provisions of the instruments. All financial liabilities are recognised initially at fair value plus directly attributable transactions costs, if any, and subsequently measured at amortised cost using effective interest rate method, where applicable. The Company derecognises the financial liabilities when they are extinguished, that is, when the obligation referred in the contract is discharged, cancelled or have expired. Gain or loss on derecognition is recognised in the statement of profit or loss.

3.11 Right-of-use assets and Lease liabilities

The Company assesses whether a contract is or contains a lease at inception of the contract. This assessment involves the exercise of judgement about whether it depends on a specified asset, whether the Company obtains substantially all the economic benefits from the use of that asset, and whether the Company has the right to direct the use of the asset.

The Company recognises a right-of-use (ROU) asset and a lease liability at the lease commencement date, except for short term leases of 12 months or less and leases of low value items, which are expensed in the statement of profit or loss on a straight-line basis over the lease term.

The lease liability is initially measured at the present value of the lease payment that are not paid at the commencement date, discounted using the interest rate implicit in the lease. If this rate cannot be readily determined, the Company uses the incremental borrowing rate applicable in the market for such leases.

The lease liability is subsequently measured at amortized cost using the effective interest rate method and remeasured (with a corresponding adjustment to the related ROU asset) when there is a change in future lease payments in case of renegotiation, changes of an index or rate or in case of reassessment of options.

At inception, the ROU asset comprises the initial lease liability, initial direct costs and the obligations to refurbish the asset, less any incentives granted by the lessors. The ROU asset is depreciated over the shorter of the lease term or the useful life of the underlying asset. The ROU asset is subject to testing for impairment if there is an indicator for impairment, as for owned assets.

3.12 Staff retirement benefits and other benefits

Defined benefit plans

The Company operates a defined benefit funded pension scheme for permanent employees who are in the management cadre. However, the benefit is available to those employees only who had joined before 01 April 2009.

In addition, the Company operates an unfunded gratuity scheme, for all permanent unionized staff.

The Company's obligation under the pension and gratuity schemes are determined through actuarial valuations carried out under the "Projected Unit Credit Method". Actuarial valuations are conducted annually and the latest valuation was conducted at the reporting date (June 30, 2026). When the calculation results in a potential asset for the Company, the recognised asset is limited to the present value of economic benefits available in the form of any future refunds from the plan or reduction in future contributions to the plan. Service costs are recognised in statement of profit or loss in the period in which they occur. Net interest on net defined benefit liability is also recognised in statement of profit or loss. Net of tax remeasurement comprising actuarial gain/(loss), the return on plan assets (excluding interest) and the effect of the asset ceiling (excluding interest) are recognised in statement of comprehensive income.

Risks on account of defined benefit plans

The Company faces the following risks on account of defined benefit plans:

Final salary risk - The risk that the final salary at the time of cessation of service is greater than what the Company has assumed. Since the benefit is calculated on the final salary, the benefit amount would also increase proportionately.

Asset volatility - Most assets are invested in risk free investments of 3, 5 or 10 year Government and Corporate Bonds. However, investments in equity instruments and mutual funds is subject to adverse fluctuations as a result of change in the market price.

Discount rate fluctuation - The plan liabilities are calculated using a discount rate set with reference to corporate bond yields. A decrease in corporate bond yields will increase plan liabilities, although this will be partially offset by an increase in the value of the current plans' bond holdings.

Investment risks - The risk of the investment underperforming and not being sufficient to meet the liabilities. This risk is mitigated by closely monitoring the performance of investment.

Risk of insufficiency of assets - This is managed by making regular contribution to the Fund as advised by the actuary.

Defined contribution plan

The Company also operates a recognised provident fund scheme for its employees. Equal monthly contributions are made both by the Company and the employees to the fund at the rate of 10% of basic pay and dearness allowance.

Other long-term employee benefit

The Company accounts for long-term staff compensated absences on the basis of actuarial valuation carried out under the Projected Unit Credit Method.

3.13 Government grants

Government grants are transfers of resources to an entity by a government entity in return for compliance with certain past or future conditions related to the entity's operating activities - e.g. a government subsidy. The definition of "government" refers to governments, government agencies and similar bodies, whether local, national or international.

The Company recognises government grants when there is reasonable assurance that grants will be received and the Company will be able to comply with conditions associated with grants.

Government grants are recognised at fair value, as deferred income, when there is reasonable assurance that the grants will be received and the Company will be able to comply with the conditions associated with the grants.

Grants that compensate the Company for expenses incurred, are recognised on a systematic basis in the income for the year in which the related expenses are recognised. Grants that compensate for the cost of an asset are recognised in income on a systematic basis over the expected useful life of the related asset.

A loan is initially recognised and subsequently measured in accordance with IFRS 9. IFRS 9 requires loans at below-market rates to be initially measured at their fair value - e.g. the present value of the expected future cash flows discounted at a market-related interest rate. The benefit that is the government grant is measured as the difference between the fair value of the loan on initial recognition and the amount received, which is accounted for according to the nature of the grant.

3.14 Derivative financial instruments and hedge accounting

The derivative financial instruments are initially recognised at fair value on the date on which a derivative contract is entered into and are subsequently remeasured at fair value.

The Company designates derivative financial instruments as cash flow hedge.

Changes in fair value of derivative hedging instruments designated as a cash flow hedge are recognised in the statement of comprehensive income to the extent that the hedge is effective. To the extent the hedge is ineffective, changes in fair value are recognised in the statement of profit or loss.

Amounts accumulated in equity are reclassified to the statement of profit or loss or directly included in the initial cost or other carrying amount of asset or liability in the periods in which the hedged item will affect the statement of profit or loss / cost of asset.

3.15 Contract liabilities

A contract liability is recognised if a payment is received from a customer before the Company transfers the related goods. Contract liabilities are recognised as revenue when the Company performs under the contract (i.e., transfers control of the related goods to the customer).

3.16 Mark-up bearing borrowings and borrowing cost

Mark-up bearing borrowings are recognised initially at fair value, less attributable transaction cost. Subsequent to initial recognition, mark-up bearing borrowings are stated at amortized cost, while the difference between the cost (reduced for periodic payments) and redemption value is recognised in the statement of profit or loss over the period of the borrowings using the effective interest method. Borrowing costs are recognised as an expense in the period in which these are incurred, except those which are directly attributable to the acquisition, construction or production of a qualifying asset (i.e. an asset that necessarily takes a substantial period of time to get ready for its intended use or sale) are capitalised as part of the cost of that asset.

3.17 Offsetting of financial assets and liabilities

Financial assets and financial liabilities are only offset and the net amount reported in the statement of financial position when there is a legally enforceable right to set off the recognised amount and the Company intends to either settle on a net basis, or to realise the asset and settle the liability simultaneously.

3.18 Contingent liabilities

Contingent liabilities are disclosed when the Company has a possible obligation as a result of past events, whose existence will be confirmed only by the occurrence or non-occurrence, at one or more uncertain future events not wholly within the control of the Company; or the Company has a present legal or constructive obligation that arises from past events, but it is not probable that an outflow of resources embodying economic benefits will be required to settle the obligation, or the amount of the obligation can not be measured with sufficient reliability.

3.19 Impairment of non - financial assets

The carrying amount of the Company's non-financial assets other than deferred tax assets and inventories are reviewed at each reporting date to determine whether there is any objective evidence that an asset or group of assets may be impaired. If any such an evidence exists, the asset's or group of assets' recoverable amount is estimated. An impairment loss is recognised whenever the carrying amount of an asset exceeds its recoverable amount. Recoverable amount is the higher of the value in use and fair value less cost to sell. Impairment losses are recognised in the statement of profit or loss.

3.20 Revenue recognition

- Revenue from sale of goods is measured at fair value of the consideration received or receivable. The Company records revenue from sale of goods at the point in time when control of the product has transferred, being when the products are delivered to the customer and the performance obligation is satisfied at the same time. Invoices are generated and revenue is recognised on delivery of products.

  Delivery occurs when the products have been shipped to or / and delivered to the customer's destination / specific location, the risks of loss have been transferred to the customer and the customer has accepted the product either as per the sales contract or lapse of acceptance provision or the Company has objective evidence that all criteria for acceptance have been satisfied. Further, a contract liability is also recognised for short term advances that the Company receives from its customers.

- Income on bank deposit and loan to employees is recognised on the time proportionate basis using effective interest method.

- Miscellaneous income is recognised on accrual basis.

No element of financing is deemed present as the sales are made with a credit term of up to 90 days, which is consistent with the market practice.

3.21 Segment Reporting

Segment results that are reported to the Company's Chief Executive Officer (CEO), the chief operating decision maker include items directly attributable to a segment as well as those that can be allocated on a reasonable basis. Unallocated items, if any, comprise mainly corporate assets, head office, expenses and tax assets and liabilities. Management has determined that the Company has a single reportable segment and therefore it has only presented entity wise disclosures.

3.22 Provisions

Provisions are recognised when the Company has a present legal or constructive obligation as a result of past events, it is probable that an outflow of resources embodying economic benefits will be required to settle the obligation and a reliable estimate of the amount can be made. Provisions are measured at the present value of expected expenditure, discounted at a pre-tax rate that reflects current market assessment of the time value of money and the risk specific to the obligation. Provisions are reviewed at each reporting date and adjusted to reflect current best estimate.

3.23 Taxation

Income tax expense comprises current and deferred tax. Income tax expense is recognised in the statement of profit or loss, except to the extent that it relates to items recognised directly in equity or in other comprehensive income, in which case it is recognised in equity or in other comprehensive income respectively. In making the estimates for income taxes currently payable by the Company, the management considers the current income tax law and the decisions of appellate authorities on certain issues in the past.

Current Tax

The charge for current taxation is based on the taxable income for the year, determined in accordance with the prevailing law for taxation on income, using prevailing tax rates after taking into account tax credits and rebates available, if any. Current tax assets and tax liabilities are offset where the Company has a legally enforceable right to offset and intends either to settle on a net basis, or to realise the asset and settle the liability.

Deferred Taxation

Deferred tax is recognised using the balance sheet liability method, providing for temporary difference between the carrying amounts of assets and liabilities for financial reporting purposes and the amounts used for taxation purposes. The amount of deferred tax recognised is based on the expected manner of realisation or settlement of the carrying amount of assets and liabilities using the tax rates enacted or substantively enacted at the reporting date.

The Company recognises a deferred tax asset to the extent that it is probable that taxable profits in the foreseeable future will be available against which the assets can be utilized. Deferred tax assets are reduced to the extent that it is no longer probable that the related tax benefit will be realised.

Further, the Company also recognises deferred tax liability on surplus on revaluation of property, plant and equipment which is adjusted against the related surplus.

Levies

Tax charged under Income Tax Ordinance, 2001 which is not based on taxable income or any amount paid / payable in excess of the calculation based on taxable income or any minimum tax which is not adjustable against future income tax liability is classified as levy in the statement of profit or loss and statement of comprehensive income as these levies fall under the scope of IFRIC 21/IAS 37.

3.24 Foreign currency translation

Transactions in foreign currencies are recorded in Pakistani rupees at the rates of exchange prevailing on the date of transaction. Monetary assets and liabilities in foreign currencies are reported in Pakistani rupees at the rates of exchange prevailing at the reporting date. Exchange gains and losses on translation are included in statement of profit or loss currently.

3.25 Earnings / (Loss) per share

The Company presents basic and diluted earnings per share (EPS) for the shareholders. Basic EPS is calculated by dividing the profit after tax attributable to ordinary shareholders of the Company by the weighted average number of ordinary shares outstanding during the year.

Diluted EPS is calculated by adjusting basic EPS by the weighted average number of ordinary shares that would be issued on conversion of all dilutive potential ordinary shares into ordinary shares and post-tax effect of changes in profit or loss attributable to ordinary shareholders of the Company that would result from conversion of all dilutive potential ordinary shares into ordinary shares.

3.26 Investment in associated company

The investment in associated company is accounted for using the equity method of accounting, whereby it is initially recognized at cost and subsequently adjusted to reflect the Company's share of the associate's post-acquisition profit or loss. The Company's share of the associate's other comprehensive income is recognized in the statement of other comprehensive income, while its share of profit or loss is recognized in the statement of profit or loss. Dividends received or receivable from the associated company are recognized as a reduction in the carrying amount of the investment.

The carrying amount of investment in associated company is reviewed at each reporting date to determine whether there is any indication of impairment. If any such indication exists, the investment in associated company's recoverable amount is estimated, which is higher of its value in use and its fair value less cost to sell. An impairment loss is recognised if the carrying amount exceeds its recoverable amount.

Impairment losses are recognised in the statement of profit or loss. An impairment loss is reversed if there has been a change in estimate used to determine the recoverable amount but limited to the extent of the initial cost of investment in associated company. A reversal of impairment loss is recongised in the statement of profit or loss.

4. PROPERTY, PLANT AND EQUIPMENT

	Note	2026	2025
		(Rupees in '000)	
Operating fixed assets	4.1	**14,458,216**	13,126,636
Capital work-in-progress	4.2	**2,109,519**	2,638,740
		16,567,735	15,765,376

4.1 Operating fixed assets

	2026												
	Cost / revaluation						Depreciation					Net book value as at end, of the year	Rate %
	As at Begining, of the year	Additions/ transfers	Revaluation surplus	Assets classified as held for sale	(Adjustments / Disposals)	As at end, of the year	As at Begining, of the year	For the year	(Adjustments / Disposals)	Adjustments of assets held for sale	As at end, of the year		
	(Rupees in '000)												
Leasehold land at revalued amount	1,955,000	-	115,000	-	-	2,070,000	-	-	-	-	-	2,070,000	-
Building on leasehold land at revalued amount	7,674,691	426,128	786,513	-	(276,767)	8,610,565	124,978	151,789	(276,767)	-	-	8,610,565	2 & 5
Leasehold improvements	38,628	-	-	-	-	38,628	38,007	621	-	-	38,628	-	20 & 33
Plant and machinery	5,177,302	357,445	-	-	(195,389)	5,339,358	1,841,974	166,270	(193,792)	-	1,814,452	3,524,906	3,5,8,12 & 25
Office equipment and appliances	318,261	13,970	-	-	(12,862)	319,369	144,772	43,982	(12,305)	-	176,449	142,920	12, 20, 25 & 33
Furniture and fittings	75,582	26,051	-	-	(3,663)	97,970	33,256	7,182	(886)	-	39,552	58,418	8 & 12
Vehicles	185,811	10,491	-	-	(9,497)	186,805	119,082	27,838	(9,036)	-	137,884	48,921	20
Loose tools	9,645	953	-	-	(613)	9,985	6,215	1,702	(418)	-	7,499	2,486	20 & 33
	15,434,920	835,038	901,513	-	(498,791)	16,672,680	2,308,284	399,384	(493,204)	-	2,214,464	14,458,216	

Cost of above assets include cost of operating assets of Rs. 927.63 million (2025: Rs. 1,370.33 million) having net book value of Nil at the reporting date which are still in use.

	2025												
	Cost / revaluation						Depreciation					Net book value as at end of the year	Rate %
	As at Begining, of the year	Additions/ transfers	Revaluation surplus	Assets classified as held for sale	(Adjustments / Disposals)	As at end of the year	As at Begining, of the year	For the year	(Adjustments / Disposals)	Adjustments of assets held for sale	As at end of the year		
	(Rupees in '000)												
Leasehold land at revalued amount	3,651,300	-	348,500	(2,044,800)	-	1,955,000	-	-	-	-	-	1,955,000	-
Building on leasehold land at revalued amount	1,668,717	6,213,867	121,712	(329,605)	-	7,674,691	38,770	129,830	-	(43,622)	124,978	7,549,713	2.5 & 5
Leasehold improvements	38,628	-	-	-	-	38,628	36,902	1,105	-	-	38,007	621	20 & 33.3
Plant and machinery	3,915,018	1,445,181	-	-	(182,897)	5,177,302	1,731,960	281,346	(171,332)	-	1,841,974	3,335,328	5,8,12 & 25
Office equipment and appliances	156,731	165,215	-	-	(3,685)	318,261	126,266	21,899	(3,393)	-	144,772	173,489	12, 25 & 33.3
Furniture and fittings	35,847	39,941	-	-	(206)	75,582	27,230	6,232	(206)	-	33,256	42,326	8 & 12
Vehicles	184,015	13,704	-	-	(11,908)	185,811	99,677	31,313	(11,908)	-	119,082	66,729	20
Loose tools	6,098	4,407	-	-	(860)	9,645	6,096	979	(860)	-	6,215	3,430	33.3
	9,656,354	7,882,315	470,212	(2,374,405)	(199,556)	15,434,920	2,066,901	472,704	(187,699)	(43,622)	2,308,284	13,126,636	

4.1.1 Valuation of leasehold land and the building thereon was carried out by the Company as of June 30, 2026 through MYK Associates (Private) Limited (an independent valuer) on market value basis after making independent market inquiries from local estate agents / realtors in the vicinity to establish the present market value. Revaluations of the above assets were earlier carried out on June 30, 2005, June 30, 2011, June 30, 2014, June 30, 2016, June 30, 2019 and June 30, 2022, September 30, 2023, June 30, 2024 and June 30, 2025. Resulting surplus was credited to the revaluation surplus account, net of related tax effect. The balance in the surplus on revaluation of land and building as at the reporting date are not available for distribution to the shareholders. Had there been no revaluation, the particulars of immovable fixed assets that are in the name of the Company would have been as follows:

	Total Area	Cost	Accumulated depreciation	Net book value
		----------(Rupees in '000)----------		
Leasehold land at Plot No. K-23, S.I.T.E., Nooriabad	42 acre	515,422	-	515,422
Leasehold land at Plot No. C-246 and C-247, S.I.T.E., Nooriabad	4 acre	92,665	-	92,665
Building on leasehold land at Plot No. K-23, S.I.T.E., Nooriabad	820,935 Sq. Ft	7,928,644	270,353	7,658,291
As at June 30, 2026		**8,536,731**	**270,353**	**8,266,378**
As at June 30, 2025		8,110,603	123,811	7,986,792

The forced sale value of the revalued land and building has been assessed by the independent valuer at Rs. 1,656 million and Rs. 6,888.45 million respectively.

4.1.2 Details of operating fixed assets disposed off during the year are as follows:

Assets	Cost	Accumulated depreciation	Net book value	Sale proceeds	Gain / (loss)	Mode of disposal
	---------- (Rupees in '000)----------					
Bricklaying V4T Java	7,823	7,083	740	2,588	1,848	Negotiation
Furniture and Fixtures	3,637	873	2,764	1,203	(1,561)	Negotiation
Items of net book value below Rs. 500,000 each	210,564	208,480	2,084	83,143	81,059	Negotiation
2026	222,024	216,436	5,588	86,934	81,346	
2025	199,556	187,699	11,857	110,137	98,281	

4.1.3 Depreciation has been allocated as follows:

	Note	2026	2025
		(Rupees in '000)	
Cost of sales	33	**372,519**	440,283
Marketing, selling and distribution costs	34	**18,049**	21,739
Administrative expenses	35	**8,816**	10,682
		399,384	472,704

4.2 Capital work-in-progress (cost)

	Note	As at July 01, 2025	Additions	Transfers	As at June 30, 2026
		(Rupees in '000)			
Plant and machinery		**2,069,777**	**119,179**	**(328,512)**	**1,860,444**
Building on leasehold land	4.2.1	**546,617**	**60,645**	**(358,187)**	**249,075**
Advance for vehicles and furnitures and fittings		**22,346**	**-**	**(22,346)**	**-**
		2,638,740	**179,824**	**(709,045)**	**2,109,519**

	Note	As at July 01, 2024	Additions	Transfers	As at June 30, 2025
		(Rupees in '000)			
Plant and machinery		2,995,002	289,189	(1,214,414)	2,069,777
Building on leasehold land	4.2.1	5,900,484	533,097	(5,886,964)	546,617
Office equipments		87,304	66,368	(153,672)	-
Advance for vehicles and furnitures and fittings		59,402	4,424	(41,480)	22,346
		9,042,192	893,078	(7,296,530)	2,638,740

4.2.1 This includes borrowing cost related to the construction of factory amounting to Rs. Nil (2025: Rs. 358 million) using rate Nil per annum (2025: 12.40% - 20.64% per annum).

5. LEASES

	Note	2026	2025
		(Rupees in '000)	
5.1 Right-of-use assets			
Balance at beginning of the year		**74,206**	97,698
Depreciation expense	5.2	**(22,382)**	(23,492)
Balance at the end of the year		**51,824**	74,206
Lease term (in years)		**5**	5

5.2 The depreciation charge on right-of-use assets for the year has been allocated as follows:

Marketing, selling and distribution costs	34	**12,247**	13,357
Administrative expenses	35	**10,135**	10,135
		22,382	23,492

5.3 Lease liabilities

Rental contract for head office first floor main building and second floor annexed building at Arif Habib Centre is made for a fixed period subject to renewal upon mutual consent of the Company and lessor. Wherever practicable the Company seeks to include extension option to provide operational flexibility. Lease terms are negotiated on an individual basis and contain a wide range of different terms and conditions. Management exercises significant judgement in determining whether these extension and termination options are reasonably certain to be exercised. The future lease payments have been discounted using average borrowing rate applicable at inception of lease. The weighted average lessee's incremental borrowing rate applied to the lease liabilities at inception of the lease is 23.16%.

Set out below the carrying amount of lease liabilities and the movements during the year:

	Note	2026	2025
		(Rupees in '000)	
Balance at the beginning of the year		**84,816**	99,353
Interest expense	36	**14,462**	17,988
Payments		**(33,874)**	(32,525)
Balance at the end of the year		**65,404**	84,816
Current		**27,442**	19,137
Non - current		**37,962**	65,679
		65,404	84,816

5.3.1 Maturity analysis of lease liabilities

Up to one year	**27,442**	19,137
After one year	**37,962**	65,679
	65,404	84,816

6. INTANGIBLE ASSETS

	Note	2026	2025
		(Rupees in '000)	
Operating intangible assets	6.1	22,462	19,306
Capital work-in-progress	6.2	11,486	4,500
		33,948	23,806

6.1 Operating intangible assets

	2026							
	Cost			Amortisation			Net Book Value as at end of the year	Rate %
	As at begining, of the year	Additions	As at end of the year	As at begining, of the year	For the year	As at end of the year		
	(Rupees in '000)							
Computer software and license fee	82,080	17,497	99,577	62,774	14,341	77,115	22,462	33.33

	2025							
	Cost			Amortisation			Net Book Value as at end of the year	Rate %
	As at begining, of the year	Additions	As at end of the year	As at begining, of the year	For the year	As at end of the year		
	(Rupees in '000)							
Computer software and license fee	66,966	15,114	82,080	49,250	13,524	62,774	19,306	33.33

6.1.1 Amortisation has been allocated as follows:

	Note	2026	2025
		(Rupees in '000)	
Cost of sales	33	13,841	13,024
Marketing, selling and distribution costs	34	500	500
		14,341	13,524

6.2 Capital work-in-progress

		As at July 01	Additions	Transfers	As at June 30
		(Rupees in '000)			
Software under implementation		4,500	6,986	-	11,486
	2026	4,500	6,986	-	11,486
	2025	-	4,500	-	4,500

7. INVESTMENT IN ASSOCIATED COMPANY - FAIR VALUE THROUGH OCI

	Note	2026	2025
		(Rupees in '000)	
Chinoy Engineering & Construction (Private) Limited (CECL) - 4,845,000 (June 30, 2025: 4,845,000) fully paid ordinary shares of Rs. 10 each - note	17.2	-	87,945

8. LONG-TERM LOANS RECEIVABLE

	Note	2026	2025
		(Rupees in '000)	
Considered good - secured			
Due from non-executive employees		**9,452**	5,967
Due from executives		**3,220**	6,571
	8.2	**12,672**	12,538
Current portion of long-term loans	12	**(5,207)**	(6,118)
		7,465	6,420

8.1 Above loans have been given to the employees for the purchase of motor cars, motorcycles and other purposes as per the Company policy and agreement with the workers' union. These are repayable in thirty-six to sixty equal monthly principal installments. This loan includes loans of Rs. 5.33 million (2025: Rs. 10.17 million) for the purchase of motor car and advance house rent that carry mark-up of 5% and 8% per annum respectively. Furthermore, it also includes motorcycle and daughter's marriage loan amounting to Rs. 7.35 million (2025: Rs. 2.37 million) that are interest free.

8.2 Movement during the year is as follows:

	Note	2026	2025
		(Rupees in '000)	
Balance at the beginning of the year		**12,538**	18,671
Loan granted		**7,431**	2,065
Mark-up accrued	38	**331**	642
Repayment of loan		**(7,628)**	(8,840)
Balance at the end of the year		**12,672**	12,538

9. STORES AND SPARES

Stores		**24,270**	18,256
Spares [including Rs. 5.53 million in transit (2025: Rs. 6.22 million)]		**136,004**	117,064
		160,274	135,320
Provision against slow moving stores and spares	9.1	**(16,292)**	(20,182)
		143,982	115,138

9.1 Provision against slow moving stores and spares

Balance at the beginning of the year		**20,182**	20,813
Reversal during the year		**(3,890)**	(631)
Balance at the end of the year		**16,292**	20,182

10. STOCK-IN-TRADE

Raw materials [including Rs. 1,003.37 million in transit (2025: Rs. 3,066.50 million)]	10.1	**2,533,737**	4,208,007
Work-in-process	10.2	**1,465,347**	1,327,428
Finished goods	10.3	**2,544,580**	1,584,008
Scrap		**398,650**	405,602
		6,942,314	7,525,045

10.1 Raw material includes slow moving items amounting to Rs. 11.50 million (2025: Rs. 11.50 million) against which provision has been made.

10.2 Work-in-process include slow moving items amounting to Rs. 33.29 million (2025: Rs. 7.45 million) stated at their net realizable values against their cost of Rs. 45.53 million (2025: Rs. 12.53 million).

10.3 Finished goods include items amounting to Rs. 96.58 million (2025: Rs. 25.07 million) stated at their net realizable values against their cost of Rs. 96.62 million (2025: Rs. 42.83 million).

10.4 Provision against raw materials

	Note	2026	2025
		(Rupees in '000)	
Balance at the beginning of the year		**11,497**	27,240
Reversal during the year		**-**	(15,743)
Balance at the end of the year		**11,497**	11,497

11. TRADE DEBTS

Unsecured and non-interest bearing			
Due from related parties	11.1	**660,881**	674,686
Others	11.2	**8,660,578**	7,003,642
		9,321,459	7,678,328
Allowance for expected credit losses	11.3	**(89,536)**	(86,785)
		9,231,923	7,591,543

11.1 The related parties from whom the debts are due are as under:

Intermark (Private) Limited		**640,015**	641,273
Fauji Fertilizer Company Limited		**3,391**	31,093
International Steels Limited		**1,773**	-
National Foods Limited		**-**	44
Cherat Packaging Limited		**2,441**	-
Atlas Battery Limited		**13,192**	726
Cherat Cement Company Limited		**-**	1,550
Aga Khan Cultural Service Pakistan		**69**	-
	11.1.1	**660,881**	674,686

11.1.1 Above balances are mark-up free and unsecured. Aging of above balances at the reporting date is as follows:

	Note	2026	2025
		(Rupees in '000)	
Not past due		**264,853**	425,078
Past due 1-365 days		**396,028**	249,608
		660,881	674,686

None of the above debts are considered to be impaired.

11.1.2 The related parties from whom the maximum aggregate amount outstanding at any time during the year calculated by reference to month-end balances are as under:

	2026	2025
	(Rupees in '000)	
Intermark (Private) Limited	**982,655**	1,028,192
Fauji Fertilizer Company Limited	**66,189**	48,121
National Foods Limited	**2**	300
International Steels Limited	**4,317**	4,276
International Industries Limited	**1,153**	3,708
Cherat Cement Company Limited	**12,792**	12,074
Atlas Battery Limited	**13,192**	726
Chinoy Engineering & Construction (Private) Limited	**14,815**	26,801
Cherat Packaging Limited	**11,162**	169
Aga Khan Cultural Service Pakistan	**826**	-
National Management Foundation	**22,809**	-
Atlas Energy Limited	**9,900**	-

11.2 These include trade debts arising on account of export sales of Rs.1,486.41 million (2025: Rs. 362.25 million) which are secured by way of Export Letters of Credit.

11.2.1 Above balances are mark-up free and unsecured. Aging of above balances at the reporting date is as follows:

	2026	2025
	(Rupees in '000)	
Not past due	**5,093,727**	4,013,744
Past due 1-365 days	**3,566,851**	2,989,898
	8,660,578	7,003,642

None of the above debts are considered to be impaired.

11.3 Allowance for expected credit losses

Balance at the beginning of the year	**86,785**	95,185
Charge / (reversal) during the year - net	**6,618**	(8,050)
Trade debts balances written off during the year	**(3,867)**	(350)
	89,536	86,785

	Note	2026	2025
		(Rupees in '000)	

12. SHORT-TERM LOANS AND ADVANCES

Current portion of long-term loans	8	**5,207**	6,118
Short-term advances to employees		**9,010**	9,737
Advances to suppliers		**141,912**	54,082
		150,922	63,819
		156,129	69,937

13. SHORT-TERM DEPOSITS AND PREPAYMENTS

Deposits		**35,739**	31,200
Prepayments		**23,133**	17,962
		58,872	49,162

14. SHORT TERM INVESTMENT

International Industries Limited (IIL) 633,600 (June 30, 2025: 633,600) fully paid ordinary shares of Rs.10 each [market value per share of Rs. 168.87 (June 30, 2025: Rs.177.01)]		**106,996**	112,154

15. OTHER RECEIVABLES - considered good

Sales tax refundable		**1,474,174**	935,294
Receivable from staff pension fund - related party	23.1.2	**35,789**	47,166
Duty draw back claim		**84,664**	76,363
Margin against guarantee - related party		**5,885**	5,885
Dividend receivable from associated company		**17,000**	-
Receivable from ASC Foundation - related party		**1,281**	690
Export lien		**-**	798
Others		**3,864**	3,620
		1,622,657	1,069,816

15.1 The maximum aggregate amount due from the related parties at the end of any month during the year is Rs. 47.17 million (2025: Rs. 84.54 million).

16. CASH AND BANK BALANCES

	Note	2026	2025
		(Rupees in '000)	
Cash at bank			
Conventional			
Current accounts - local currency		**256,317**	215,837
- foreign currency		**12,927**	14,189
Saving accounts - local currency	16.1	**14,114**	29,865
		283,358	259,891
Islamic			
Current accounts - foreign currency		**15,211**	15,654
Term deposit receipts	16.2	**38,681**	98,681
		53,892	114,335
Cash in hand		**1,341**	2,745
		338,591	376,971

16.1 The profit and loss sharing bank balance carry profit at the rate of 8.5% (2025: 8.00%) per annum.

16.2 This includes term deposit certificate placed with local bank and carry profit at declared rates of 7.00% to 8.00% per annum (2025: 6.50% to 18.00%).

17. ASSETS CLASSIFIED AS HELD FOR SALE

	Note	2026	2025
		(Rupees in '000)	
Operating assets	17.1	**-**	3,361,945
Chinoy Engineering & Construction (Private) Limited (CECL) - 4,845,000 (2025: 4,845,000) fully paid ordinary shares of Rs. 10 each	17.2	**350,000**	-
		350,000	3,361,945

17.1 This represented the carrying value of the Land, Building and other Fixtures located at B/21, S.I.T.E., Karachi. Agreements to sell were executed on March 18, 2024 for 4.33 acres and on September 30, 2024 for the remaining 6.816 acres. The sale of these portions of Land, Building and other Fixtures was approved by the shareholders in the Extraordinary General Meeting held on March 18, 2024 and the Annual General Meeting held on September 30, 2024, respectively.

During the year, the Company received proceeds of Rs. 936.36 million (2025: Rs. 1,878.1 million), aggregating to total proceeds of Rs. 3,361.95 million. This includes full consideration for the sale of 4.33 acres and 6.816 acres of Land, Building and other Fixtures amounting to Rs. 1,419.39 million and Rs. 1,942.56 million, respectively, accordingly for which the control was transferred to the buyer M/s 5 Star Enterprises.

17.2 The Company made investment in CECL on September 20, 2024, amounting to Rs. 48.45 million comprising 17% of its share capital. The remaining shareholding of CECL is owned by International Industries Limited (17%), International Steels Limited (17%) and ASCG Engineering (49%). The investment in CECL was classified as investment in an associate.

The associate has share capital consisting solely of ordinary shares, which are held directly by the Company.

The registered office of the CECL is at 101, Beaumont Plaza, 10 Beaumont Road, Civil Lines, Karachi, Pakistan. The country of incorporation or registration is also its principal place of business.

The principal activity of the CECL is to engage in the business of construction industry, encompassing a range of activities including design, construction, demolition and infrastructure development.

	Note	2026	2025
		(Rupees in '000)	
Balance at beginning of the year		87,945	-
Investment acquired during the year		-	48,450
Share of net income of associate accounted for using the equity method		480,641	44,921
Dividend	17.3	(157,778)	(5,426)
		410,808	87,945
Impairment Loss	17.4	(60,808)	-
		350,000	87,945

17.3 CECL, in its Board meeting held on May 12, 2026, declared a dividend for the quarter ended March 31, 2026. The Company has recognised its share of this dividend, amounting to Rs. 17 million, in these financial statements, as the Company's right to receive the dividend had been established as at the reporting date.

17.4 The Company has decided to dispose of its shareholding in CECL pursuant to a proposed buy-back arrangement, under which CECL will acquire the entire shareholding held by the Company. Consequently, the investment in associate has been classified as held for sale in these financial statements. Based on fair value less costs of disposal, the recoverable amount of the investment was assessed at Rs. 350 million. Accordingly, the carrying value of the investment was written down from Rs. 410.81 million to Rs. 350 million, and an impairment loss of Rs. 60.81 million has been recognised in profit or loss for the year ended June 30, 2026.

17.5 The Company has provided the following corporate guarantees in favor of Habib Bank Limited on behalf of Chinoy Engineering & Construction (Private) Limited (CECL), an associated undertaking:

- A Corporate Guarantee securing financing facilities of up to Rs. 1,500 million, granted to CECL.

- A Performance Guarantee to assure CECL's fulfillment of contractual obligations under its agreement with Reko Diq Mining Company Limited (RDMC). This obligation carries joint and several liability alongside associated entities International Industries Limited and International Steels Limited.

These guarantees have been issued in alignment with the Company's strategic support framework for its associated undertakings and represent potential contingent liabilities to the extent of the guaranteed amounts, subject to CECL's compliance and performance under the stated obligations.

18. ISSUED, SUBSCRIBED AND PAID-UP CAPITAL

2026 (Number of shares)	2025 (Number of shares)		2026 (Rupees in '000)	2025 (Rupees in '000)
Authorised Share Capital				
100,000,000	100,000,000	Ordinary shares of Rs. 10 each	**1,000,000**	1,000,000
Issued, subscribed and paid-up capital				
15,590,819	15,590,819	Ordinary shares of Rs. 10 each fully paid in cash	**155,908**	155,908
174,775	174,775	Ordinary shares of Rs. 10 each issued as fully paid for consideration other than cash	**1,748**	1,748
38,691,824	38,691,824	Ordinary shares of Rs. 10 each issued as fully paid bonus shares	**386,918**	386,918
54,457,418	54,457,418		**544,574**	544,574

18.1. All ordinary shares rank equally with regard to the Company's residual assets. Holders of these shares are entitled to dividends as declared from time to time and are entitled to one vote per share at general meetings of the Company.

19. SHARE PREMIUM RESERVE

This reserve can be utilised by the Company only for the purposes specified in section 81 of the Companies Act, 2017.

20. REVALUATION SURPLUS ON PROPERTY (land and building) - net of tax

	Note	2026	2025
		(Rupees in '000)	
Leasehold land			
Balance at the beginning of the year		**4,528,076**	4,343,413
Surplus arising on revaluation carried out during the year		**115,000**	348,500
Transferred to un-appropriated profit on disposal	20.2	**(3,129,902)**	-
Deficit due to disposal / transfer from property, plant and equipment to assets held for sale		**(51,261)**	(163,837)
		1,461,913	4,528,076
Building on leasehold land			
Balance at the beginning of the year		**307,418**	415,903
Surplus arising on revaluation carried during the year		**786,513**	121,712
Deficit due to transfer from property, plant and equipment to assets held for sale		**-**	(224,387)
Transferred to un-appropriated profit on disposal	20.2	**(136,410)**	-
Transferred to unappropriated profit in respect of incremental depreciation	20.2	**(5,247)**	(5,810)
		952,274	307,418
Related deferred tax liability at beginning of the year		**(119,889)**	(162,199)
Related deferred tax liability on revaluation carried out as at June 30, 2026		**(228,089)**	(35,296)
Related deferred tax liability on transferred to Equity in disposal assets held for Sale	20.2	**50,468**	87,511
Effect of super tax on deferred tax liability of revaluation surplus		**(62,921)**	(12,171)
Opening impact due to change in super tax rate		**6,148**	-
Transferred to unappropriated profit in respect of incremental depreciation	20.2	**1,941**	2,266
Balance of deferred tax liability as of the year-end	27	**(352,342)**	(119,889)
		2,061,845	4,715,605

20.1 The revaluation surplus on land and building is a capital reserve and is not available for distribution to the shareholders of the Company in accordance with section 241 of the Companies Act, 2017.

20.2 Net transfer to unappropriated profit amounted to Rs. 3,219.15 million (2025: Rs. 3.54 million).

21. GENERAL RESERVE

General reserve is maintained for fulfilling various business needs including meeting contingencies.

22. LONG-TERM FINANCING - secured

	Note	2026	2025
		(Rupees in '000)	
Loans from conventional financial institutions			
Long-Term Finance Facilities	22.1	**4,336,535**	5,193,976
SBP Refinance - renewable energy	22.2	**97,492**	107,292
Temporary Economic Refinance Facility (TERF)	22.3	**1,156,943**	1,323,978
		5,590,970	6,625,246
Loans from islamic financial institutions			
Long-Term Finance Facilities	22.1	**133,215**	364,588
Temporary Economic Refinance Facility (TERF)	22.3	**89,725**	113,763
Diminishing Musharakah	22.4	**138,108**	168,569
		361,048	646,920
		5,952,018	7,272,166
Less: Deferred income Government grant	25	**(412,347)**	(488,042)
Less: Current portion on long-term financing			
Conventional financial institutions			
Long-Term Finance Facility		**(371,786)**	-
SBP Refinance - Renewable Energy		**(14,528)**	(14,528)
Temporary Economic Refinance Facility (TERF)		**(187,460)**	(187,460)
		(573,774)	(201,988)
Loans from Islamic financial institutions			
Islamic Temporary Economic Refinance Facility (ITERF)		**(16,591)**	(16,591)
Diminishing Musharakah		**(33,389)**	(29,797)
		(49,980)	(46,388)
		(623,754)	(248,376)
		4,915,917	6,535,748

22.1 Long-term loans have been obtained for the purpose of capital expenditure which are secured against mortgage of land and building and hypothecation of specific plant and machinery. The Company has also availed long-term loans against various refinancing schemes of State Bank of Pakistan (SBP) which includes Temporary Economic Refinance Facility (TERF) and against Renewable Energy Scheme.

Long-term loans of Rs. 3,650 million has been obtained for capital expenditure which are secured against mortgage of land and building at K-23 Nooriabad thereon (charge of Rs. 4,867 million). The total amount outstanding against these loans are Rs. 2,643 million as on June 30, 2026 (2025: Rs. 2,643 million). Rate of mark-up on the above loans ranges between 11.30% per annum and 12.92% per annum (2025: 11.59% per annum and 12.63% per annum). These are repayable in half yearly equal instalments of Rs. 107.14 million, Rs. 62.5 million and quarterly installment of Rs. 41.07 million respectively.

The Company has also obtained a syndicate term finance facility of Rs. 4,000 million from MCB Bank Limited with consortium of various financial institutions (2025: Rs. 4,000 million). This facility is secured against hypothecation of specific plant & machinery. The total amount outstanding against the above facility amounts to Rs. 627 million as on June 30, 2026 (2025: Rs. 1,716 million). Rate of mark-up on this loan ranges between 11.93% to 13.21% per annum (2025: 12.06% to 18.34% per annum).

The Company had also obtained a bilateral long term loan facility of Rs. 1,200 million from MCB Bank Limited which is secured against hypothecation of specific plant & machinery (2025: Rs. 1,200 million). The total amount outstanding against the above facility amounts to Rs. 1,200 million as on June 30, 2026 (2025: Rs. 1,200 million). Rate of mark-up on this loan is at 12.66% per annum (2025: 11.94% per annum)

22.2 In addition to the above, the Company has also obtained long-term loan of Rs. 116.23 million against SBP Renewable Energy Scheme. The total amount outstanding against this loan is Rs. 87.16 million as on June 30, 2026 (2025: Rs. 101.70 million). The rate of mark-up on this loan is at 3.50% per annum (2025: 3.50% per annum). This loan is secured against hypothecation of specific plant and machinery for a 10 year period.

22.3 In addition to the above, the Company has also obtained long-term loan of Rs. 1,624.15 million against Temporary Economic Refinance Facility (TERF) under SBP refinance scheme. The total amount outstanding against these loans is Rs. 1,145.4 million as on June 30, 2026 (2025: Rs. 1,349.9 million). The rate of mark-up on these loans ranged between 1.50% per annum to 2.50% per annum (2025: 1.50% per annum to 2.50% per annum). These loans are secured against hypothecation of specific plant and machinery for a 10 year period.

22.4 The Company entered into a Diminishing Musharakah arrangement amounting to Rs. 200 million over a five-year term. Under the arrangement, vehicles are pledged as security for the facility, and the Modaraba holds a general lien and hypothecation charge over the assets. The arrangement provides the Modaraba with a right to set off all rights, title, and interest of the Company in the pledged assets, in addition to a hypothecation charge on other business assets of the Company, if necessary. Principal amount is repayable in 60 equal installments carrying profit rate of 3 months KIBOR + 1.1% per annum (June 30, 2025: 3 months KIBOR + 1.1% per annum).

The Company also has a Diminishing Musharakah arrangement for the purchase of a motor vehicle over a five-year term. Principal amount is repayable in 60 equal monthly installments carrying profit rate at 3 months KIBOR + 0.75% per annum (June 30, 2025: 3 months KIBOR + 0.75% per annum).

22.5 In relation to the above borrowings, the Company needs to observe certain financial covenants (such as debt service coverage ratio, current ratio, debt to equity, interest coverage, leverage ratio, debt to sales ratio, net profit margin, linkage ratio and debt to EBIDTA) and other non financial covenants as specified in the agreements with respective lenders which are materially complied with or has no impact on the financial statements as of the reporting date.

23. STAFF RETIREMENT BENEFITS

23.1 Defined benefit plans

The details of the actuarial valuation under the projected unit credit method as at June 30, 2026 for funded pension and unfunded gratuity schemes are as follows:

23.1.1 Actuarial assumptions

	2026		2025	
	Pension	**Gratuity**	Pension	Gratuity
	(%)			
Discount rate	**12.25**	**12.25**	12.25	12.25
Expected rate of salary increase				
- Executives	**13.25**	**-**	13.75	-
- Workmen	**-**	**7.75**	-	8.25
Pension increase	**1.00**	**-**	1.00	-

23.1.2 Statement of financial position reconciliation

	Note	2026 Pension	2026 Gratuity	2025 Pension	2025 Gratuity
		(Rupees in '000)			
Fair value of plan assets	23.1.3	**586,934**	**-**	587,311	-
Present value of defined benefit obligations	23.1.4	**(551,145)**	**(65,842)**	(540,145)	(49,122)
Net asset / (liability)	23.1.8	**35,789**	**(65,842)**	47,166	(49,122)

23.1.3 Changes in fair value of plan assets

Fair value at the beginning of the year		**587,311**	**-**	546,872	-
Interest income		**68,618**	**-**	74,657	-
Remeasurment (loss) / gain due to investment return		**(14,661)**	**-**	11,705	-
Benefits paid		**(54,334)**	**-**	(45,923)	-
Fair value at the end of the year	23.1.10	**586,934**	**-**	587,311	-

23.1.4 Changes in present value of defined benefit obligation

Balance at the beginning of the year	**540,145**	**49,122**	462,333	54,509
Current service cost	**10,275**	**2,536**	8,916	2,866
Interest cost	**62,840**	**6,143**	62,610	6,817
Remeasurement (loss) / gain due to:				
- Change in financial assumptions	**(5,949)**	**(2,681)**	58,731	(1,365)
- Experience adjustment	**(1,832)**	**8,666**	(6,522)	(365)
Benefits (paid) / returned	**(54,334)**	**2,056**	(45,923)	(13,340)
Obligation at the end of the year	**551,145**	**65,842**	540,145	49,122

23.1.5 Amounts recognised in the statement of profit or loss

Current Service Cost	**10,275**	**2,536**	8,916	2,866
Net interest on net defined benefit obligations	**(5,778)**	**6,143**	(12,047)	6,817
Chargeable in statement of profit or loss	**4,497**	**8,679**	(3,131)	9,683

23.1.6 Amounts recognised in statement of other comprehensive income (OCI)

Remeasurement due to:					
Change in financial assumptions		**(5,949)**	**(2,681)**	58,731	(1,365)
Experience adjustment		**(1,832)**	**8,666**	(6,522)	(365)
Investment return		**14,661**	**-**	(11,705)	-
Chargeable to statement of other comprehensive income	23.1.7	**6,880**	**5,985**	40,504	(1,730)
Total		**11,377**	**14,664**	37,373	7,953

23.1.7 Loss recognised in the statement of other comprehensive income for both the above benefits is Rs. 12.87 million (2025: Rs. 38.77 million).

23.1.8 Recognised asset / (liability)

	Note	2026 Pension	2026 Gratuity	2025 Pension	2025 Gratuity
		(Rupees in '000)			
Balance at the beginning of the year		**47,166**	**(49,122)**	84,539	(54,509)
Expense recognised	23.1.6	**(11,377)**	**(14,664)**	(37,373)	(7,953)
(Reciepts) / payments during the year		**-**	**(2,056)**	-	13,340
Balance at the end of the year		**35,789**	**(65,842)**	47,166	(49,122)
23.1.9 Actual return on plan assets		**53,957**	**-**	86,362	-

23.1.10 Fund investments composition / fair value of plan assets

	2026 (Percentage)	2025 (Percentage)	2026 (Rupees in '000)	2025 (Rupees in '000)
Having quoted market price				
Listed equity shares				
- International Industries Limited (related party)	**7.4%**	7.7%	**43,207**	45,290
- Engro Polymer & Chemicals Limited (Preference shares)	**1.5%**	1.7%	**8,975**	9,932
Mutual funds				
- NBP money market fund	**0.9%**	0.8%	**5,139**	4,662
- Atlas Islamic Income Fund	**1.0%**	0.9%	**5,752**	5,239
- Atlas Income Fund	**0.3%**	0.4%	**2,315**	2,100
- Atlas Money Market Fund	**1.5%**	1.3%	**8,749**	7,904
- Al-Falah GHP Islamic Income Fund	**0.7%**	0.7%	**4,378**	4,042
Not having quoted market price				
Government bonds				
- Pakistan Investment Bonds and Market Treasury Bills	**79.4%**	80.6%	**465,923**	473,138
Corporate bonds				
- TFC Soneri Bank Limited	**2.4%**	2.2%	**13,964**	12,987
Bank balances	**4.9%**	3.7%	**28,532**	22,017
			586,934	587,311

23.1.11 Historical information

	2026	2025	2024	2023	2022
	(Rupees in '000)				
Pension					
Fair value of plan assets	**586,934**	587,311	546,872	462,343	444,375
Present value of defined benefit obligation	**(551,145)**	(540,145)	(462,333)	(431,354)	(396,180)
Surplus in the plan	**35,789**	47,166	84,539	30,989	48,195
Gratuity (unfunded)					
Fair value of plan assets	**-**	**-**	-	-	-
Present value of defined benefit obligation	**(65,842)**	**(49,122)**	(54,509)	(56,936)	(49,706)
Deficit in the plan	**(65,842)**	**(49,122)**	(54,509)	(56,936)	(49,706)

23.1.12 Sensitivity analysis for actuarial assumptions

The sensitivity of the defined benefit obligation to changes in the weighted principal assumptions is:

	Impact on obligation of change in assumption			
	2026		2025	
	Increase in assumption	Decrease in assumption	Increase in assumption	Decrease in assumption
	(Rupees in '000)		(Rupees in '000)	
Discount rate - change by 1%	**(17,965)**	**10,076**	(1,874)	6,153
Salary increase - change by 1%	**48,160**	**(49,754)**	31,606	(33,395)
Pension increase - change by 1%	**40,020**	**(35,723)**	39,435	(35,195)

If life expectancy increases by 1 year, the obligation increases by Rs. 17.64 million (2025: Rs. 16.47 million). In addition the weighted average of plan durations for pension is 9.8 years (2025: 10.1 years), while for gratuity it is 8.7 years (2025: 9.5 years).

23.1.13 Maturity profile of the defined benefit obligation - undiscounted payments

	(Time in years)				
	1	2	3	4	5
	(Rupees in '000)				
Distribution of timing of benefit payments					
- Pension	**51,389**	**56,316**	**57,176**	**56,742**	**57,643**
- Gratuity	**2,731**	**5,959**	**9,657**	**7,319**	**6,113**
	54,120	**62,275**	**66,833**	**64,061**	**63,756**

23.1.14 Cost projections for the financial year ending June 30, 2027 (chargeable to the statement of profit or loss), as per the actuary, for pension amounts to Rs. 4.90 million, while for the gratuity it amounts to Rs. 11.13 million.

23.1.15 All employees in managerial and supervisory categories other than workers are eligible to the pension scheme. However, the plan is closed to new members. Normal pension age is 55 years, although service after attaining the normal pension age is also pensionable. Settlement of the pension is based on the basic salary and as per the service rules. At June 30, 2026, 35 members (2025: 41 members) were covered under the pension scheme. Gratuity is for the unionised staff (non-management employees). In this case the normal retirement age is 60 years and is payable on the basis of basic salary as per service rules. At June 30, 2026, 181 members (2025: 173 members) were covered under the gratuity scheme.

23.2 Defined contribution plan

The Company has set up provident fund for its permanent employees and contributions were made by the Company to the Trust in accordance with the requirement of Section 218 of the Companies Act, 2017. Total charge against provident fund for the year ended June 30, 2026 was Rs. 40.46 million (2025: Rs. 37.19 million).

All investments out of provident fund have been made in the collective investment schemes, listed equity and listed debt securities in accordance with the provisions of section 218 of the Companies Act, 2017 and the rules formulated for the purpose.

24. STAFF COMPENSATED ABSENCES

This represents accrual for staff compensated absences and includes liability in respect of key management personnel amounting to Nil (2025: Nil). During the year, the Company increased its accrual by Rs. 2.13 million (2025: increased by Rs. 0.27 million) which has been recognised in the statement of profit or loss.

25. DEFERRED INCOME - GOVERNMENT GRANT

The value of benefit of below-market interest rate on the loans disclosed in note 22 to these financial statements has been accounted for as government grant under IAS - 20 Government grants.

	Note	2026	2025
		(Rupees in '000)	
Balance at the beginning of the year		**488,042**	563,727
Amortisation of deferred income - Government grant during the year	38	**(75,695)**	(75,685)
Balance at the end of the year	22	**412,347**	488,042
Less: Current portion of deferred income - Government grant	28	**(75,705)**	(75,695)
		336,642	412,347

26. OTHER LONG TERM LIABILITIES

	Note	2026	2025
		(Rupees in '000)	
Sindh Infrastructure Development Cess liability		538,329	-
Less: Current portion of Sindh Infrastructure Development Cess liability	28	(151,511)	-
		386,818	-

During the year, the Company entered into a settlement agreement with the Government of Sindh in respect of its liability towards Sindh Infrastructure Cess. Under the terms of the settlement, the Company's admitted liability was determined at Rs. 1,010.07 million, of which Rs. 151.51 million was paid during the year. The remaining admitted liability of Rs. 858.56 million is payable in accordance with the agreed payment schedule extending up to FY 2040, including specified instalments followed by 48 equal quarterly instalments.

Considering the extended payment period and the material impact of the time value of money, the outstanding liability has been measured at its present value using a discount rate of 11.5%, representing the Company's prevailing borrowing rate. Accordingly, the remaining liability of Rs. 858.56 million has been recognized at a present value of Rs. 538.33 million as at June 30, 2026.

The difference arising from the revision of the liability pursuant to the settlement and its measurement at present value has been recognized in the statement of profit or loss during the year. The discount on the liability will be unwound over the settlement period and recognized as finance cost.

27. DEFERRED TAXATION - net

	2025					2026			
	Balance as at June 30, 2024	Recognised in statement of profit or loss	Recognised in surplus on revaluation of property, plant and equipment	Recognised in other comprehensive income	Balance as at June 30, 2025	Recognised in statement of profit or loss	Recognised in surplus on revaluation of property, plant and equipment	Recognised in other comprehensive income	Balance as at June 30, 2026
	(Rupees in '000)								
Taxable temporary differences on									
Accelerated tax deprecation	179,623	324,886	-	-	504,509	282,407	-	-	786,916
Surplus on revaluation of building on leasehold land	162,199	(2,266)	(40,044)	-	119,889	(52,414)	291,015	(6,148)	352,342
Sindh Infrastructure Development Cess discounting of liability	-	-	-	-	-	118,485	-	-	118,485
Share of profit from associate under the equity basis of accounting	-	9,874	-	-	9,874	59,483	-	-	69,357
	341,822	332,494	(40,044)	-	634,272	407,961	291,015	(6,148)	1,327,100
Deductible temporary differences on									
Provision for staff retirement benefit	(21,190)	1,099	-	674	(19,417)	(5,045)	-	(2,360)	(26,822)
Provision for doubtful debts	(37,122)	3,140	-	-	(33,982)	853	-	-	(33,129)
Provision for slow-moving stores and spares	(8,117)	(860)	-	-	(8,977)	2,949	-	-	(6,028)
Unabsorbed depreciation	-	(372,871)	-	-	(372,871)	(254,111)	-	-	(626,982)
Provision for import levies and other provisions	(81,336)	12,271	-	-	(69,065)	12,515	-	-	(56,550)
	(147,765)	(357,221)	-	674	(504,312)	(242,839)	-	(2,360)	(749,511)
Deferred taxation - net	194,057	(24,727)	(40,044)	674	129,960	165,122	291,015	(8,508)	577,589

27.1 The deferred tax assets and the deferred tax liabilities relate to income tax in the same jurisdiction, and the law allows net settlement. Therefore, they have been offset in the statement of financial position.

27.2 Under the Finance Act, 2019, the standard corporate rate of tax remains fixed at 29% for the tax year 2020 and onwards. The progressive and sector-based super tax regimes previously introduced under Section 4C of the Income Tax Ordinance, 2001, have been systematically rationalised by the Finance Act, 2026. Under the revised framework, for companies with taxable income exceeding Rs. 500 million, the maximum applicable super tax rate has been reduced from 10% to 8%. Deferred tax assets and liabilities have been measured and recognised using the updated expected applicable rates i.e. 37% based on the company's projected future earnings threshold.

28. TRADE AND OTHER PAYABLES

	Note	2026	2025
		(Rupees in '000)	
Creditors		**2,355,898**	3,975,999
Bills payable		**2,692,494**	1,263,805
Accrued expenses		**546,274**	440,250
Salary and wages payable		**85,187**	21,461
Current portion of Sindh Infrastructure Development Cess liability	26	**151,511**	1,130,017
Payable to staff provident fund - related party		**6,702**	6,430
Workers' Profit Participation Fund		**9,075**	-
Workers' Welfare Fund		**4,726**	1,346
Current portion of deferred income - Government grant	25	**75,705**	75,695
Security deposits from distributors and employees	28.2	**5,950**	5,950
Withholding income tax payable		**34,889**	52,977
Others		**13,360**	4,507
		5,981,771	6,978,437

28.1 All the above liabilities are non-interest bearing.

28.2 This includes unutilizable security deposits from distributors under mark-up arrangements amounting to Rs. 5.0 million (2025: Rs. 5.0 million) and carries mark-up at 6.00% per annum. These deposits are placed in a separate bank account and comply with the requirement of section 217 of Companies Act, 2017.

29. SHORT-TERM BORROWINGS

	Note	2026	2025
		(Rupees in '000)	
Short-term borrowings - secured			
Running musharka under Shariah arrangements	29.1	**1,990,593**	877,468
Running finances under mark-up arrangements	29.2	**597,222**	996,171
Running finances from banks		**2,587,815**	1,873,639
Short term finances under mark-up arrangements	29.3	**3,697,091**	8,135,226
Foreign currency Export finance under mark-up arrangement	29.4	**2,477,089**	344,988
Export refinance	29.5	**500,000**	65,929
		9,261,995	10,419,782
Short-term borrowings - un-secured			
Rated, Privately Placed, Short term Sukuk	29.8	**4,000,000**	-
		13,261,995	10,419,782

29.1 Running musharka under shariah arrangements

Running Musharaka outstanding amount under Shariah arrangement is Rs. 1,991 million (2025: Rs. 877 million) against available limits of Rs. 7,850 million (2025: Rs. 4,817 million) and carries mark-up at the rate of 11.69% per annum to 12.78% per annum (2025: 11.53% per annum to 12.58% per annum).

29.2 Running finances under mark-up arrangements

The Company has also obtained short-term running finance facilities under mark-up arrangements from various banks, with total utilization amounting to Rs. 597 million (2025: Rs. 996 million) against available limits of Rs. 13,200 million (2025: Rs. 11,563 million). The mark-up rates on these facilities range from 11.69% to 12.78% per annum, net of prompt payment rebate (2025: 11.83% to 13.09% per annum). These facilities are set to expire between June 30, 2026, and March 31, 2027, and are renewable upon expiry.

29.3 Short-term finances under mark-up arrangement

Short-term finance utilized amounted to Rs. 3,697 million (2025: Rs. 8,135 million) against available sub-limits of Rs. 16,117 million (2025: 14,475 million). The mark-up on short-term finance is agreed at the time of each disbursement and as of June 30, 2026, ranged between 11.59% and 12.92% per annum (2025: 11.37% to 11.91% per annum).

29.4 Foreign currency import / Export finance under mark-up arrangements

The total amount outstanding at June 30, 2026 under foreign currency import / export finance is Rs. 2,477 million (2025: 345 million) against available sub-limits of Rs. 13,145 million (2025: Rs 10,895 million) and carried mark-up ranging between 3.80% per annum to 5.50% per annum (2025: 5.00% to 7.00% per annum). These are repayable latest by July 2026.

29.5 Export Refinance Scheme

The amount outstanding against the Export Refinance Scheme at June 30, 2026 is Rs. 500 million (2025: Rs. 66 million) against available sub-limits of Rs. 4,400 million (2025: Rs. 2,900 million). The rate of mark-up on ERF Scheme ranges between 4.50% to 5.50% per annum. (2025: 9.00% per annum) and is taken for a period of 180 days.

The total funded facilities with all banks against the above facilities amounts to Rs. 21,050 million, which includes sub-limits for short-term finance, foreign currency import/export financing, Export Refinance and LATR (2025: Rs. 16,380 million). The unutilized portion of these facilities stood at Rs. 11,789 million (2025: Rs. 5,960 million).

29.6 Other facilities

The facility for opening letters of credit and guarantees as at June 30, 2026 amounted to Rs. 16,850 million including Rs. 4,500 million relating to the guarantees (2025: Rs 14,020 million including Rs. 4,150 million relating to the guarantee) of which the amount remaining unutilized as at that date was Rs. 10,335 million including Rs. 2,712 million relating to the guarantees (2025: Rs. 8,788 million including Rs. 1,716 million relating to guarantees).

29.7 Securities

These above arrangements are secured by way of joint pari passu hypothecation over current assets of the company of Rs. 31,550 million and ranking charges of Rs. 4,000 million, Rs. 1,467 million and Rs. 467 million for facilities availed from United Bank Limited, Askari Bank Limited and Habib Bank Limited respectively.

29.8 Sukuk

During the year, the Company issued a rated, unsecured and privately placed Short Term Sukuk amounting to Rs. 4,000 million (2025: Nil). The Sukuk has a tenor of 6 months and the proceeds were utilized for meeting the working capital requirements of the Company.

The Sukuk carries a profit rate of 3-month KIBOR plus 0.90% per annum, payable quarterly.

30. CONTRACT LIABILITIES

The contract liabilities primarily relate to the advance consideration received from customers for future sales as per the Company's policy, for which revenue is recognised at a point in time. Revenue recognised from contract liabilities during the year amounts to Rs. 370.63 million (2025: Rs. 606.28 million).

31. CONTINGENCIES AND COMMITMENTS

31.1 Contingencies

a) Bank guarantees amounting to Rs. 1,788 million (2025: Rs. 2,434 million) have been given to various parties for contract performance, tender deposits, import levies, etc.

b) Refer note 38 also for tax related details.

31.2 Commitments

a) Aggregate commitments for capital expenditure as at June 30, 2026 amounted to Rs. 172.35 million (2025: Rs. 231.07 million).

b) Commitments under letters of credit for the import of raw materials, etc. (non-capital expenditure) as at June 30, 2026 amounted to Rs. 4,708.57 million (2025: Rs. 2,776.49 million). These are in respect of the letters of credit opened before the year end but no shipment by then had been made.

c) The Company has issued to the Collector of Customs post dated cheques amounting to Rs. 3.40 million (2025: Rs. 5.43 million) against partial exemption of import levies.

d) The Company has issued a guarantee to Reko Diq Mining Company Ltd (RDMC) to ensure that CECL, an associated company, performs its obligations under the contract with RDMC, with joint and several liability with associated companies, International Industries Limited and International Steels Limited.

e) Post dated cheques issued to the Additional Director (Taxes-II), Excise, Taxation and Narcotics Control Department, Government of Sindh against Sindh Infrastructure Development Cess amount to Rs. 858.56 million (2025: Nil).

32. REVENUE FROM CONTRACTS WITH CUSTOMERS

	2026	2025
	(Rupees in '000)	
Gross local sales	**35,786,215**	32,049,866
Export sales	**3,433,295**	1,974,311
	39,219,510	34,024,177
Sales tax	**(5,432,233)**	(4,935,804)
	33,787,277	29,088,373

32.1 Disaggregation of revenue

In the following table, revenue is disaggregated by primary geographical markets, major product lines and sales channels:

	2026	2025
Primary geographical markets	(Rupees in '000)	
Pakistan	**30,353,980**	27,114,063
Africa	**1,833,694**	1,096,256
North America	**269,834**	368,328
South America	**443,569**	251,941
Middle East	**107,661**	156,235
Asia (other than Pakistan)	**755,265**	101,550
Europe	**23,274**	-
	33,787,277	29,088,373
Major products lines		
Wire and cables	**33,700,947**	28,927,490
Wire Accessories	**86,330**	160,883
	33,787,277	29,088,373
Sales channels		
Goods sold:		
- directly to consumers	**31,530,071**	25,121,980
- through intermediaries	**2,257,206**	3,966,393
	33,787,277	29,088,373

33. COST OF SALES

	Note	2026	2025
		(Rupees in '000)	
Opening work-in-process		1,327,428	899,811
Opening stock - raw material		4,208,007	2,617,543
Opening stock - scrap		405,602	126,146
		4,613,609	2,743,689
Purchases of raw material		26,213,257	25,520,378
		30,826,866	28,264,067
Sales of scrap material during the year		(161,698)	(731,209)
Closing stock - raw material	10	(2,533,737)	(4,208,007)
Closing stock - scrap	10	(398,650)	(405,602)
		(2,932,387)	(4,613,609)
		27,732,781	22,919,249
Salaries, wages and benefits	33.1	1,331,878	1,372,521
Fuel and power		600,816	775,249
Training, travelling and entertainment		432,071	404,995
Depreciation on operating assets	4.1.3	372,519	440,283
Stores and spares consumed		233,429	210,096
Repairs and maintenance		197,931	133,724
Rent, rates and taxes	33.2	142,001	135,022
General works		80,222	73,244
Coiling, packing, legging and others		71,551	-
Facility Services		50,190	-
Insurance		43,499	40,088
Security expense		39,529	42,735
Carriage and forwarding		19,077	44,918
Amortisation	6.1.1	13,841	13,024
Communication and stationery		10,351	11,494
Cost of production		3,638,905	3,697,393
		32,699,114	27,516,453
Closing work-in-process	10	(1,465,347)	(1,327,428)
Cost of goods manufactured		31,233,767	26,189,025
Opening stock of finished goods		1,584,008	1,457,236
		32,817,775	27,646,261
Closing stock of finished goods	10	(2,544,580)	(1,584,008)
		30,273,195	26,062,253

33.1 Details of salaries, wages and benefits

Salaries, wages and benefits	1,300,029	1,344,301
Provident fund contributions	21,908	19,383
Charge / (reversal) for pension fund obligation	1,262	(846)
Charge for staff retirement gratuity	8,679	9,683
	1,331,878	1,372,521

33.2 This includes expense relating to short term and low value leases amounting to Rs. 9.38 million (2025: Rs. 5.98 million).

34. MARKETING, SELLING AND DISTRIBUTION COSTS

	Note	2026	2025
		(Rupees in '000)	
Carriage and forwarding expenses		**441,732**	374,537
Advertising and publicity		**344,246**	168,102
Salaries, wages and benefits	34.1	**243,181**	208,171
Training, travelling and entertainment		**89,864**	85,261
Rent, rates and taxes	34.2	**35,434**	19,758
Others		**25,891**	46,413
Depreciation on operating assets	4.1.3	**18,049**	21,739
Fuel and power		**14,761**	16,873
Depreciation on right-of-use asset	5.2	**12,247**	13,357
Insurance		**7,090**	5,838
Repairs and maintenance		**6,889**	6,707
Subscriptions		**4,367**	2,780
Communication and stationery		**3,458**	3,652
Commission		**1,622**	-
Amortisation	6.1.1	**500**	500
		1,249,331	973,688

34.1 Details of salaries, wages and benefits

Salaries, wages and benefits	**233,287**	199,880
Provident fund contributions	**9,103**	8,850
Charge / (reversal) for pension fund obligation	**791**	(559)
	243,181	208,171

34.2 This includes expense relating to short term and low value leases amounting to Rs. 34.66 million (2025: Rs. 18.96 million).

35. ADMINISTRATIVE EXPENSES

Salaries, wages and benefits	35.1	**251,003**	190,693
Repairs and maintenance		**38,845**	36,321
Training, travelling and entertainment		**37,232**	23,387
Communications and stationery		**35,930**	32,806
Legal and professional		**22,541**	19,471
Others		**22,185**	21,298
Fuel and power		**13,570**	15,471
Depreciation on right-of-use asset	5.2	**10,135**	10,135
Donations and CSR	35.3	**9,679**	1,948
Depreciation on operating assets	4.1.3	**8,816**	10,682
Insurance		**6,559**	7,359
Auditors' remuneration	35.2	**4,918**	3,254
		461,413	372,825

35.1 Details of salaries, wages and benefits

	Note	2026	2025
		(Rupees in '000)	
Salaries, wages and benefits		239,110	183,463
Provident fund contributions		9,449	8,956
Charge / (reversal) for pension fund obligation		2,444	(1,726)
		251,003	190,693

35.2 Auditors' remuneration

Audit fee	1,936	1,760
Fee for the review of half yearly financial statements	800	600
Fee for the review of Code of Corporate Governance and other certificates	731	526
Out of pocket expenses and others	1,451	368
	4,918	3,254

35.3 Donations

35.3.1 Included in donation is Rs. 8.5 million (2025: Rs. Nil) donated to Amir Sultan Chinoy Foundation (a related party). Fahd Kamal Chinoy's (director of the Company) interest in the NGO is limited to the extent of his involvement as director.

35.3.2 Donation of Rs. 1.18 million (2025: Rs. 0.63 million) was given to NED University of Engineering & Technology, for students scholarship.

36. FINANCE COST

	Note	2026	2025
		(Rupees in '000)	
Mark-up on finances under mark-up arrangements		763,685	1,065,084
Mark-up on finances under a shariah compliance arrangement		552,570	400,816
Mark-up on finances under export refinance		7,093	5,178
Mark-up on foreign currency financing		75,466	72,244
Mark-up on long-term loans under mark-up arrangements		566,329	629,184
Un-winding of accrual for GID cess		-	21
Mark-up on lease liability	5.3	14,462	17,988
Mark-up on SBP refinance schemes		122,786	135,656
Mark-up on distributors deposit		300	300
Exchange loss		-	32,154
Mark-up on finances under diminishing musharakah arrangements		18,363	12,857
Others		26,328	9,267
Mark-up on Sukkuk		77,756	-
Bank charges		47,661	51,499
		2,272,799	2,432,248

37. OTHER EXPENSES

Workers' profits participation fund	9,075	-
Workers' welfare fund	3,380	-
Liquidated damages for late deliveries	4,133	18,736
	16,588	18,736

38. OTHER INCOME

	Note	2026	2025
		(Rupees in '000)	
Income from non-financial assets:			
- Sindh Infrastructure Development Cess discounting of liability	26	320,231	-
- Sale of general scrap		102,632	119,025
- Gain on disposal of fixed assets	4.1.2	81,346	98,281
- Indenting Commission		1,653	-
- Others		43,290	15,338
		549,152	232,644
Income from financial instruments:			
- Mark-up income on loans to employees	8.2	331	642
- Exchange gain		14,180	-
- Dividend income		3,802	2,218
- Term deposits receipt - Islamic		6,002	7,618
- Profit on bank deposits		3,828	6,414
- Amortisation of government grant	25	75,695	75,685
- Reversal of liabilities no longer payable and others		8,720	25,554
		112,558	118,131
		661,710	350,775

38.1. Dividend income was received from International Industries Limited, as disclosed in Note 14, which was held as at June 30, 2026.

39. INCOME TAX EXPENSE / (CREDIT)

	Note	2026	2025
		(Rupees in '000)	
Current - for the year		23,667	-
- prior years - net		233,311	(82,155)
Deferred tax - net	27	165,122	(24,729)
		422,100	(106,884)

39.1 Relationship between average effective tax rate and applicable tax rate

Profit / (loss) before income tax and levies	588,876	(367,631)
Tax at the applicable rate of 29% (2025: 29%)	170,774	(106,613)
Tax permanent difference	1,941	2,266
Effect of provision for super tax under section 4C	47,110	(36,763)
Tax effect of income charged at different rate	(43,458)	142,872
Others	12,992	(6,637)
Prior year tax reversal - net	233,311	(82,155)
Levies and tax charge	422,670	(87,030)
Effective tax rate	71.78%	23.67%

39.2 The income tax assessments of the Company have been finalised upto and including the financial year ended June 30, 2025.

39.3 Returns submitted under section 114 of the Income Tax Ordinance, 2001 for the tax year 2007, 2008, 2016, 2017 and 2023 were amended under section 122(5A) of the Income Tax Ordinance, 2001 by the Income Tax Additional Commissioner Inland Revenue Audit (ACIR). ACIR for these years has added back certain expenses. The cases are pending at various stages including Commissioner Appeals, Income Tax Appellate Tribunal (ITAT), and High Court. The Company is expecting a favourable outcome for all these years.

39.4 The Company computes current tax expense based on the generally accepted interpretation of the tax laws to ensure that the sufficient provision for the purpose of taxation is available. According to management, the tax provision made in the financial statements is sufficient.

40. EARNINGS / (LOSS) PER SHARE - basic and diluted

	2026	2025
	(Rupees in '000)	
Profit / (loss) after taxation	166,206	(280,601)
	(Number of shares) in '000	
Weighted average number of ordinary shares outstanding during the year	54,457	54,457
	---------- (Rupees) ----------	
Earnings / (loss) per share - basic and diluted	3.05	(5.15)

41. CASH GENERATED FROM / (USED IN) OPERATIONS

	Note	2026	2025
		(Rupees in '000)	
Profit / (loss) before levies and income tax		**588,876**	(367,631)
Adjustment for non cash charges and other items:			
- Depreciation on property, plant and equipment	4.1.3	**399,384**	472,704
- Depreciation on right-of-use asset	5.2	**22,382**	23,492
- Amortisation of intangible assets	6.1.1	**14,341**	13,524
- Amortisation of government grant	38	**(75,695)**	(75,685)
- Gain on remeasurement of Sindh Infrastructure Development Cess liability		**(119,946)**	-
- Sindh Infrastructure Development Cess discounting of liability	38	**(320,231)**	-
- Provision for staff retirement benefits	23.1.5	**13,176**	6,552
- Impairment loss / (reversal) on trade debts		**6,618**	(8,050)
- Staff compensated absences	24	**2,125**	271
- Gain on disposal of fixed assets	38	**(81,346)**	(98,281)
- Term deposits receipt - Islamic	38	**(6,002)**	(7,618)
- Profit on bank deposits	38	**(3,828)**	(6,414)
- Share of profit from associate		**(419,833)**	(44,921)
- Dividend income	38	**(3,802)**	(2,218)
- Finance costs	36	**2,272,799**	2,432,248
- Reversal of liabilities no longer payable and others		**(8,720)**	(25,554)
- Working capital changes	41.1	**(1,553,851)**	(1,477,562)
		726,447	834,857

41.1 Working capital changes

	2026	2025
(Increase) / decrease in current assets		
- Stores and spares	**(28,844)**	(33,522)
- Stock-in-trade	**582,731**	(2,424,309)
- Trade debts	**(1,646,998)**	(1,212,731)
- Short-term loans and advances	**(86,192)**	(22,918)
- Short-term deposits and payments	**(9,710)**	(8,793)
- Other receivables - net	**(547,218)**	(198,968)
	(1,736,231)	(3,901,241)
Increase / (decrease) in current liabilities		
- Trade and other payables	**(9,450)**	2,716,440
- Contract liabilities	**191,830**	(292,761)
	182,380	2,423,679
	(1,553,851)	(1,477,562)

42. CASH AND CASH EQUIVALENTS

	Note	2026	2025
		(Rupees in '000)	
Cash and cash equivalents comprise of the following items:			
Cash and bank balances	16	**338,591**	376,971
Running finances from banks	29	**(597,222)**	(996,171)
		(258,631)	(619,200)

43. FINANCIAL INSTRUMENTS

Financial risk management

The Board of Directors of the Company has the overall responsibility for the establishment and oversight of the Company's risk management framework. The Board of Directors is also responsible for developing and monitoring the Company's risk management policies. The Company has exposure to the following risks from its use of financial instruments:

- Credit risk
- Liquidity risk
- Market risk

43.1 Credit risk

Credit risk is the risk that one party to a financial instrument will fail to discharge an obligation and cause the other party to incur a financial loss, without taking into account the fair value of any collateral. Concentration of credit risk arises when a number of counter parties are engaged in similar business activities or have similar economic features that would cause their ability to meet contractual obligations to be similarly affected by changes in economics, political or other conditions. Concentrations of credit risk indicate the relative sensitivity of the Company's performance to developments affecting a particular industry.

Credit risk of the Company arises principally from the trade debts, loans and advances, trade deposits, bank balances and other receivables. The carrying amount of financial assets represents the maximum credit exposure. To reduce the exposure to credit risk the Company has developed a formal approval process whereby credit limits are applied to its customers. The management continuously monitors the credit exposure towards the customers and makes provision against those balances considered doubtful of recovery (and also obtains security / advance payments, wherever considered necessary). Cash is held only with reputable banks with high quality credit worthiness.

The maximum exposure to credit risk at the reporting date is as follows:

	2026	2025
	(Rupees in '000)	
Trade debts	**9,231,923**	7,591,543
Loan to employees	**12,672**	12,538
Deposits	**56,097**	49,738
Bank balances	**337,250**	374,226
Other receivables	**148,483**	134,522
	9,786,425	8,162,567

43.1.1 The maximum exposure to credit risk at the reporting date by geographic region was as follows:

	2026	2025
	(Rupees in '000)	
Domestic (Pakistan)	**8,300,015**	7,798,298
Export	**1,486,410**	364,269
	9,786,425	8,162,567

43.1.2 The maximum exposure to credit risk for trade debts at the reporting date by type of customer is as follows:

	2026	2025
	(Rupees in '000)	
Intermediaries	**594,977**	1,554,122
End-user customers	**8,636,946**	6,037,421
	9,231,923	7,591,543

43.1.3 As at the year end, the Company's most significant customers included a distributor from whom Rs. 375.71 million was due (2025: Rs. 751.14 million) and an end-user from whom Rs. 529.48 million was due (2025: Rs. 464.61 million).

43.1.4 Loans, advances and other receivables mentioned above include due from the employees of the Company, while the deposits are held with utility companies, etc. All the financial assets of the Company are unsecured (except as mentioned in note 8).

43.1.5 Impairment losses and past due balances

The following table provides information about the exposure to credit risk and ECLs for trade receivables as at reporting date.

	2026			2025		
	Gross	Impairment	Credit Impaired	Gross	Impairment	Credit Impaired
	(Rupees in '000)			(Rupees in '000)		
Not past due	**5,358,579**	**175**	**No**	4,504,495	13	No
Past due 1-60 days	**2,879,980**	**253**	**No**	1,342,558	38	No
Past due 61 days -1 year	**1,012,085**	**18,293**	**No**	1,758,129	13,588	No
More than one year	**70,815**	**70,815**	**Yes**	73,146	73,146	Yes
	9,321,459	**89,536**		7,678,328	86,785	

Above balances are unsecured. None of the other financial assets are past due or impaired other than those which have been provided. Movement of provision against trade debts is disclosed in note 11.3.

Loss rates are based on historical credit loss experience and are adjusted to reflect differences between economic conditions during the period over which the historical data has been collected, current conditions and the Company's view of economic conditions over the expected lives of the receivables.

Based on the past experience, consideration of financial position, past track records and recoveries, the Company believes that impairment on trade debts past have been appropriately accounted for in these financial statements.

43.1.6 Settlement risk

All transactions are settled / paid for upon delivery as per the advice of the management. The Company's policy is to enter into financial instrument contract by internal guidelines such as approving counter parties and approving credits.

43.1.7 Bank balances

The Company maintain bank balances with banks having good credit rating. Currently the balances are held with banks having long-term ratings of AAA Rs. 186.48 million (2025: Rs. 275.55 million), A+ Rs. 150.78 million (2025: Rs. Nil) and A Rs. Nil (2025: Rs. 98.68 million).

43.2 Liquidity risk

Liquidity risk is the risk that the Company will encounter difficulty in meeting its financial obligations as they fall due. Liquidity risk arises because of the possibility that the Company could be required to pay its liabilities earlier than expected or difficulty in raising funds to meet commitments associated with financial liabilities as they fall due. The Company's approach to managing liquidity is to ensure, as far as possible, that it will always have sufficient liquidity to meet its liabilities when due, under both normal and stressed conditions, without incurring unacceptable losses or risking damage to the Company's reputation.

Following are the contractual maturities of undiscounted financial liabilities, including interest payments (based on the remaining period to maturity):

	2026					
		Contractual cash flows				
	Carrying amount	Total contractual cash flows	Six months or less	Six to twelve months	One to two years	More than two years
	(Rupees in '000)					
Non-derivative Financial liabilities						
Long-term financing	5,539,671	(7,989,527)	(535,980)	(781,517)	(1,375,792)	(5,296,238)
Other long term liabilities	538,329	(858,561)	(151,511)	-	(151,511)	(555,539)
Trade and other payables	5,781,570	(5,781,570)	(5,781,570)	-	-	-
Lease liabilities	65,404	(77,615)	(26,863)	(39,646)	(11,106)	-
Unclaimed dividend	31,440	(31,440)	(31,440)	-	-	-
Accrued mark-up	395,791	(395,791)	(395,791)	-	-	-
Short-term borrowings, Sukuk	13,261,995	(13,582,094)	(13,582,094)	-	-	-
	25,614,200	(28,716,598)	(20,505,249)	(821,163)	(1,538,409)	(5,851,777)

	2025					
		Contractual cash flows				
	Carrying amount	Total contractual cash flows	Six months or less	Six to twelve months	One to two years	More than two years
	(Rupees in '000)					
Non-derivative Financial liabilities						
Long-term financing	6,784,124	(11,327,270)	(555,660)	(465,827)	(1,297,533)	(9,008,250)
Trade and other payables	5,633,718	(5,633,718)	(5,633,718)	-	-	-
Lease liabilities	84,816	(111,213)	(24,421)	(36,041)	(50,751)	-
Unclaimed dividend	31,563	(31,563)	(31,563)	-	-	-
Accrued mark-up	272,169	(272,169)	(272,169)	-	-	-
Short-term borrowings	10,419,782	(10,602,307)	(10,602,307)	-	-	-
	23,226,172	(27,978,240)	(17,119,838)	(501,868)	(1,348,284)	(9,008,250)

43.2.1 The contractual cash flows relating to the above financial liabilities have been determined on the basis of mark-up rates effective as at June 30 (and includes both principal and interest payable thereon). The rates of mark-up have been disclosed in note 22 and 29 to these financial statements.

43.3 Market risk

Market risk is the risk that the value of the financial instrument may fluctuate as a result of changes in market interest rates or the market price due to a change in credit rating of the issuer or the instrument, change in market sentiments, speculative activities, supply and demand of securities and liquidity in the market. The Company is exposed to currency risk and interest rate risk only.

43.3.1 Currency risk

Foreign currency risk is the risk that the value of a financial asset or liability will fluctuate due to a change in foreign exchange rates. It arises mainly where receivables and payables exist due to transactions entered into foreign currencies.

The Company is exposed to currency risk on bank balance and import of raw materials that are denominated in a foreign currency. The Company's exposure to foreign currency risk is as follows:

	2026				
	PKR	USD	EUR	AED	CNY
	(in '000)				
Trade debts	1,486,410	5,336	-	-	-
Bank balance	28,138	101	-	-	-
Bills payable	(2,692,494)	(9,661)	-	-	(31)
Short-term borrowings (FE)	(1,138,923)	(4,089)	-	-	-
Accrued mark-up on borrowings (FE)	(6,079)	(22)	-	-	-
Exposure	(2,322,948)	(8,335)	-	-	(31)

	2025				
	PKR	USD	EUR	AED	CNY
	(in '000)				
Trade debts	364,269	1,284	-	-	-
Bank balance	29,843	105	-	-	-
Creditors	(1,306,474)	(4,417)	(52)	1	(861)
Exposure	(912,362)	(3,028)	(52)	1	(861)

Above exposure is payable by the Company in Rupees at the rate on which these are settled by the Company.

Following are the significant exchange rates applied during the year:

	Average rates		Reporting date rate	
	2026	2025	2026	2025
	(Rupees)			
USD	280.63	279.34	278.55	284.10
EUR	327.29	303.95	317.52	332.83
CNY	40.12	38.72	40.99	39.66
AED	76.41	76.05	75.85	77.90
GBP	376.46	361.48	368.64	389.65

Sensitivity analysis

A five percent strengthening / (weakening) of the Rupee against foreign currency rates at June 30, 2026 would have increased / (decreased) equity and statement of profit or loss by amounts shown below. This analysis assumes that all other variables, in particular interest rates, remaining constant. The analysis was performed on the same basis for 2025.

	Effect on Statement of Profit or Loss	
	2026	2025
	(Rupees in '000)	
As at 30 June		
Effect in USD	**(116,086)**	(43,003)
Effect in EUR	**-**	(869)
Effect in CNY	**(64)**	(1,707)
Effect in AED	**-**	(4)

The sensitivity analysis prepared is not necessarily indicative of the effects on profit or loss for the year and assets / liabilities of the Company.

43.3.2 Interest rate risk

Interest rate risk is the risk that the fair value or future cash flows of a financial instrument will fluctuate because of changes in market interest rates. Majority of the interest rate exposure arises from borrowings from the banks. At the reporting date the interest rate profile of the Company's interest-bearing financial instrument was as follows:

	Interest rates		Carrying amount	
	2026	2025	**2026**	2025
	%		(Rupees in '000)	
Fixed rate instruments				
Financial assets	**5% - 8%**	5% - 8%	**3,865**	8,316
Financial liabilities	**1% - 5.5%**	1% - 9.0%	**4,332,667**	1,927,302
Variable rate instruments				
Financial assets	**8% -8.5%**	7.5% - 8%	**52,795**	128,546
Financial liabilities	**11.59% - 13.42%**	11.37% - 13.09%	**14,892,222**	15,735,998

Fair value sensitivity analysis for fixed rate instruments

The Company does not account for fixed rate financial assets at fair value through profit or loss. Therefore, a change in interest rates at the reporting date would not affect the statement of profit or loss and the equity of the Company.

Cash flow sensitivity analysis for variable rate instruments

A change of 100 basis points in interest rates at the reporting date would have increased / (decreased) profit as of June 30, 2026 by Rs. 29.66 million (2025: Rs. 20.06 million). This analysis assumes that all other variables, in particular foreign currency rates, remain constant. The analysis is performed on the same basis as 2025.

The sensitivity analysis prepared is not necessarily indicative of the effects on profit for the year and assets / liabilities of the Company.

Interest rate analysis of the financial instruments

A summary of the Company's interest rate gap position, analysed by the earlier of contractual repricing or maturity date is as follows:

	Carrying value	
	2026	2025
	(Rupees in '000)	
Financial assets		
Bank balance	52,795	128,546
Financial liability		
Borrowing from banks	(14,892,222)	(15,735,998)
Net balance exposed to interest rate risk	(14,839,427)	(15,607,452)

Loan to employees amounting to Rs. 12.67 million (2025: Rs. 12.54 million) as mentioned in note 8 have not been included in the above table as it is not material. Interest rates on the above borrowings are disclosed in notes 22 and 29. Interest rates on bank balance are disclosed in note 16.1.

43.3.3 Price risk

Other price risk is the risk that the fair value of future cash flows of the financial instruments will fluctuate because of changes in market prices. As at the reporting date, the Company is not exposed to significant other price risk.

43.4 Reconciliation of movements of liabilities to cash flows arising from financing activities

	2026					
	Other Short term borrowings including interest accrued	Long-term financing including interest accrued	Lease liabilities	Revenue reserve	Dividend	Total
	(Rupees in '000)					
As at July 01, 2025	8,662,233	7,351,799	84,816	2,626,663	31,563	18,757,074
Changes from financing cash flows:						
Repayment of long-term loans	-	(1,244,453)	-	-	-	(1,244,453)
Proceeds from long-term financing	-	-	-	-	-	-
Lease rentals paid	-	-	(33,874)	-	-	(33,874)
Dividend paid	-	-	-	-	(123)	(123)
Changes in short term borrowings relating to financing activities	3,241,162	-	-	-	-	3,241,162
Total changes from financing activities	3,241,162	(1,244,453)	(33,874)	-	(123)	1,962,712
Other changes:						
Amortisation of government grant	-	(75,695)	-	-	-	(75,695)
Finance costs	783,398	1,123,274	32,825	-	-	1,939,497)
Finance costs paid	(699,541)	(1,087,117)	(18,363)	-	-	(1,805,021)
Total loan related other changes	83,857	(39,538)	14,462	-	-	58,781
Total equity related other changes	-	-	-	3,371,543	-	3,371,543
As at June 30, 2026	11,987,252	6,067,808	65,404	5,998,206	31,440	24,150,110

	2025					
	Other Short term borrowings including interest accrued	Long-term financing including interest accrued	Lease liabilities	Revenue reserve	Dividend	Total
	(Rupees in '000)					
As at July 01, 2024	5,365,444	7,863,243	99,353	2,992,778	33,206	16,354,024
Changes from financing cash flows:						
Repayment of long-term loans	-	(1,795,207)	-	-	-	(1,795,207)
Proceeds from long-term financing	-	1,323,291	-	-	-	1,323,291
Lease rentals paid	-	-	(32,525)	-	-	(32,525)
Dividend paid	-	-	-	-	(1,643)	(1,643)
Changes in short-term borrowings relating to financing activities	3,212,932	-	-	-	-	3,212,932
Total changes from financing activities	3,212,932	(471,916)	(32,525)	-	(1,643)	2,706,848
Other changes:						
Amortisation of government grant	-	(75,685)	-	-	-	(75,685)
Finance costs	783,398	1,123,274	30,845	-	-	1,937,517
Finance costs paid	(699,541)	(1,087,117)	(12,857)	-	-	(1,799,515)
Total loan related other changes	83,857	(39,528)	17,988	-	-	62,317
Total equity related other changes	-	-	-	(366,115)	-	(366,115)
As at June 30, 2025	8,662,233	7,351,799	84,816	2,626,663	31,563	18,757,074

43.5 Capital risk management

The objective of the Company when managing capital is to safeguard its ability to continue as a going concern so that it can continue to provide returns for shareholders and benefits for other stakeholders; and to maintain a strong capital base to support the sustained development of its businesses.

The Company manages its capital structure by monitoring return on net assets and makes adjustments to it in the light of changes in economic conditions. In order to maintain or adjust the capital structure, the Company may adjust the amount of dividend to the shareholders or issue bonus / new shares.

The Company is not subject to externally imposed capital requirements.

43.6 Fair value of financial instruments

Fair value is the price that would be received to sell an asset or paid to transfer a liability in an orderly transaction between market participants at the measurement date.

Underlying the definition of fair value is the presumption that the Company is a going concern without any intention or requirement to curtail materially the scale of its operations or to undertake a transaction on adverse terms.

The fair value of financial assets and liabilities traded in active markets i.e. listed equity shares are based on the quoted market prices at the close of trading on the period end date. The quoted market prices used for financial assets held by the Company is current bid price.

A financial instrument is regarded as quoted in an active market if quoted prices are readily and regularly available from an exchange, dealer, broker, industry group, pricing service, or regulatory agency, and those prices represent actual and regularly occurring market transactions on an arm's length basis.

IFRS 13, 'Fair Value Measurements' requires the Company to classify fair value measurements using a fair value hierarchy that reflects the significance of the inputs used in making the measurements. The fair value hierarchy has the following levels:

- Quoted prices (unadjusted) in active markets for identical assets or liabilities that the entity can access at the measurement date (level 1).

- Inputs other than quoted prices included within Level 1 that are observable for the asset or liability, either directly or indirectly (level 2).

- Unobservable inputs for the asset or liability (level 3).

The following table shows the carrying amounts and fair values of financial assets and financial liabilities, including their levels in the fair value hierarchy.

	2026			
	Level 1	Level 2	Level 3	Total
	(Rupees in '000)			
Financial assets measured at fair value through OCI				
Short term investment	106,996	-	-	106,996

	2025			
	Carrying amount		Fair value	
	Assets at amortised cost	Other financial liabilities	Level 1	Level 3
	(Rupees in '000)			
Financial assets measured at fair value through OCI				
Short term investment	112,154	-	-	112,154

43.6.1 The Company has not disclosed the fair values of the financial assets and financial liabilities measured at amortised cost, as these are either short term in nature or repriced, periodically. Therefore, their carrying amounts are reasonable approximation of their fair values.

44. MEASUREMENT OF FAIR VALUES

Non financial assets measured at fair value	Date of valuation	Valuation approach and inputs used	Inter-relationship between significant unobservable input and fair value measurement
Revalued Property, plant and equipment			
- Land and Building	September 30, 2023 June 30, 2024 June 30, 2025 June 30, 2026	The valuation model of land and building is based on market approach. In determining the valuation for land and building the valuer refers to current market conditions, structure, coverage area and numerous independent market inquiries from local estate agents / realtors in the vicinity to establish the rates per acre of land and rates per square foot of building / structure to arrive at the market value. The fair valuation of land and building are considered to represent a level 3 valuation based on significant non-observable inputs being the location and condition of the assets.	The fair value are subject to change owing to changes in input. However, management does not expect there to be a material sensitivity to the fair value arising from the non-observable inputs.

45. OPERATING SEGMENTS

These financial statements have been prepared on the basis of single reportable segment.

45.1 Revenue from cables and wires represents 99.74% (2025: 99%) of the total revenue of the Company.

45.2 Sales represents local sales of Rs. 30,353.95 million (2025: Rs. 27,114.06 million) and export sales of Rs. 3,433.30 million (2025: Rs. 1,974.31 million).

45.3 All non-current assets of the Company at June 30, 2026 are located in Pakistan. The Company does not have any customer having sales of 10% or more during the year ended June 30, 2026.

46. SHARIAH COMPLIANCE STATUS DISCLOSURE

	Note	2026	2025
		(Rupees in '000)	
Statement of financial position - Liability Side			
i) Short-term financing as per Islamic mode	29.1	**1,990,593**	877,468
ii) Long-term financing as per Islamic mode	22	**361,048**	646,920
iii) Mark-up accrued on conventional loan		**187,726**	197,939
iv) Mark-up accrued on Islamic loan		**208,065**	74,230
Statement of financial position - Asset Side			
i) Shariah-compliant bank balances and TDRs	16	**53,892**	114,335
ii) Short-term Shariah compliant Investments	14	**106,996**	112,154
iii) Long-term Shariah compliant Investments		**-**	-

	Note	2026	2025
		(Rupees in '000)	
Statement of Profit or Loss			
i) Revenue earned from Shariah-compliant business segment	32	**33,787,277**	29,088,373
ii) Profit earned from Shariah compliant TDRs	38	**6,002**	7,618
iii) Exchange loss	36	**-**	32,154
iv) Share of net income of associate accounted for using the equity method	17.3	**419,833**	44,921
v) Profit earned from Shariah-compliant bank balances		**-**	-
vi) Gain or loss or dividend earned on Shariah compliant investments	38	**3,802**	2,218
vii) Share of profit from Shariah-compliant associates		**-**	-
viii) Exchange gains earned using conventional derivative financial instruments		**-**	-
ix) Profit paid on Islamic mode of financing		**-**	-
x) Total Interest earned on any conventional loan or advance		**-**	-
xi) Gain or loss or dividend earned on Shariah compliant investments		**-**	-
xii) Break-up of late payments or liquidated damages		**-**	-
Break-up of Other income excluding profits in bank deposits and TDRs			
Shariah compliant Income			
- Sale of general scrap	38	**102,632**	119,025
- Gain on disposal of fixed assets	4.1.2	**81,346**	98,281
- Loss on recategorisation of investment in associate		**-**	-
- Others	38	**43,290**	15,338
Shariah non-compliant income			
- Income on bank deposit - conventional	38	**3,828**	6,414
- Government grant	38	**75,695**	75,685
- Reversal of liabilities no longer payable and others	38	**8,720**	25,554

46.1 Relationship with Shariah-compliant financial institutions

Islamic banks

The Company has facilities with Faysal Bank Limited for Letter of Credits (Sight - Under Murabaha Arrangement), Running Musharakah (RM), Running Musharakah - Short Term Finance (Sub Limit of RM - upto 180 days), Import Murabaha (Sub limit of RM), Letter of Guarantee under Kafalah Arrangement (Sub Limit of RM) amounting to Rs. 1,000 million, Rs. 3,000 million, Rs. 3,000 million, Rs. 1500 million and Rs. 100 million respectively.

The Company has facilities with Meezan Bank Limited for Running Musharakah (RM), Musawammah (Sub limit of RM), Letter of Guarantee (Sub Limit of RM), Sight LC and Usance LC, Ijarah Non-Commercial Vehicle amounting to Rs. 1,500 million, Rs. 1,500 million, Rs. 0.85 million, Rs. 1000 million and Rs. 25 million.

The Company has a Diminishing Musharakah facility amounting to Rs. 230.01 million with First Habib Modaraba.

The Company has facilities with MCB Islamic Bank Limited for Letter of Guarantees (LG), Musharakah Running Finance (Sub limit of LG), Murabaha (Local/Import (Sub limit of LG)), Istisna (Local (Sub limit of LG)) and Letter or Credits - Sight (Foreign (Sub limit of LG)) amounting to Rs. 1,000 million, Rs. 1,000 million, Rs. 1,000 million, Rs. 1,000 million and Rs. 1,000 million.

The Company has facilities with United Bank Limited - Islamic (Ameen) for Musharakah Running Musharakah amounting to Rs. 2,500 million.

The Company has facilities with BankIslami Pakistan Limited for Musharakah Running Musharakah, Export Sahulat and Letter of Credit (LC) amounting to Rs. 400 million, Rs. 200 million (Sub limit of RM), and Rs. 500 million respectively.

Takaful operators

The company has no relationship with takaful operators.

47. REMUNERATION OF THE CHIEF EXECUTIVE, DIRECTORS AND EXECUTIVES

47.1 Remuneration of the chief executive, directors and executives

The aggregate amount charged in these financial statements for remuneration including all benefits to the chief executive and executives of the Company were as follows:

	2026		2025	
	Chief Executive	**Executives**	Chief Executive	Executives
	(Rupees in '000)			
Managerial remuneration (including performance bonus)	**48,146**	**376,714**	45,421	336,208
Utilities and others	**12,195**	**54,735**	6,352	4,816
Retirement benefits	**3,633**	**19,060**	1,385	12,856
	63,974	**450,509**	53,158	353,880
Number of persons	**1**	**66**	1	57

Executive means an employee of a listed Company other than the chief executive and directors whose basic salary exceeds Rs. 1.2 million in a financial year. The chief executive and certain executives of the Company are provided with free use of cars. The chief executive and executives are also provided with medical facilities in accordance with their entitlements.

47.2 In addition to the above, aggregate amount charged in these financial statements in respect of directors' fee and reimbursement of expenses to Non-Executive Directors amounted to Rs. 8.31 million (2025: Directors' fee Rs. 8.69 million).

48. TRANSACTIONS AND BALANCES WITH RELATED PARTIES

Parties which are related to the Company in pursuit of IAS 24 'Related Party Disclosures' including associates, staff retirement benefit plans and key management personnel are considered for disclosure of related party transactions. Contributions to defined contribution plan (provident fund) are made as per the terms of employment and contribution to /charge for the defined benefit plan (pension scheme) are in accordance with the actuarial advice. Remuneration of key management personnel are in accordance with their terms of employment. Other transactions are at agreed terms.

Details of transactions and balances with related parties, other than those which have been specifically disclosed elsewhere in these financial statements are as follows:

Transactions and balances with related parties

Name of the related party	Relationship shareholding	Nature of transactions and balances	2026	2025
			(Rupees in '000)	
Intermark (Private) Limited	Associate	Sale of goods	**1,706,526**	1,493,158
International Industries Limited	Associate	Sale of goods	**2,343**	4,375
		Sharing of expenses	**3,523**	2,336
		Purchase of goods, services and materials	**7,360**	2,605
		Dividend received	**3,802**	2,218
Chinoy Engineering and Construction (Private) Limited	Associate	Investment	**-**	48,750
		Sale of goods	**197,424**	47,885
		Dividend received	**140,778**	5,426
		Sale of equipment	**-**	8,000
		Advance against sales	**322**	-
		Dividend receivable	**17,000**	-
IIL Construction Solutions (Private) Limited	Associate	Purchase of goods, services and materials	**-**	35,532
International Steels Limited	Associate	Sale of goods	**9,116**	7,325
		Purchase of goods, services and materials	**1,274**	-
		Sharing of expenses	**3,473**	1,324
Amir Sultan Chinoy Foundation	Common directorship	Debit note issued to Amir Sultan Chinoy Foundation	**6,515**	920
National Foods Limited	Common directorship	Sale of goods	-	292
National Management Foundation	Common directorship	Sale of goods	**19,329**	116
Pakistan Society for Training and Development	Common directorship	Purchase of goods, services and materials	**1,170**	811
State Life Insurance Corp. of Pakistan	Common directorship	Office Rent	**65**	118

Name of the related party	Relationship shareholding	Nature of transactions and balances	2026	2025
			(Rupees in '000)	
Atlas Insurance Limited	Common directorship	Insurance premium	**1,363**	3,520
		Insurance claim received	**2,590**	-
Atlas Assets Management Limited	Common directorship	Guarantor	-	8,084
Atlas Battery Limited	Common directorship	Sale of goods	**14,715**	615
Fauji Fertilizer Company Limited	Common directorship	Sale of goods	**54,545**	136,486
		Liquidated damages	**890**	271
Cherat Cement Company Limited	Common directorship	Sale of goods	**22,287**	20,182
Cherat Packaging Limited	Common directorship	Sale of goods	**11,995**	-
Aga Khan Cultural Service Pakistan	Common directorship	Sale of goods	**1,445**	-
Atlas Energy Limited	Common directorship	Sale of goods	**13,427**	-
NOWPDP	Common directorship	Sale of goods	**127**	-
Sui Southern Gas Company Limited	Common directorship	Supplier of Gas	**87,539**	273,347
Management Association Of Pakistan	Common directorship	Services	**199**	463
Overseas Investors Chamber Of Commerce and Industry	Common directorship	Services	**1,370**	1,300
Jubilee General Insurance Company Limited	Common directorship	Insurance premium	**74,517**	76,124
		Insurance claim received	**324**	28,249
Pakistan Cables Limited - Staff Provident Fund	Staff retirement benefit plans	Net charge in respect of Staff retirement benefit plan	**40,460**	37,189
		Retirement benefit plans payable	**6,702**	6,430
Pakistan Cables Limited - Staff Pension Fund	Staff retirement benefit plans	Net charge / (reversal) in respect of Staff retirement benefit plans	**4,497**	(3,131)
		Retirement benefit plans receivable	**35,789**	9,793
Board of Directors (executive and non-executive) and key management personnel	Key management personnel	Directors' fees and expenses	**8,311**	8,691

Remuneration of key management personnel are disclosed in notes 47.1 and 47.2.

49. PLANT CAPACITY AND ACTUAL PRODUCTION

The production capacity of the plant cannot be determined as this depends on the relative proportions of the various types and sizes of cables and wires and type of aluminum sections produced.

50. NUMBER OF EMPLOYEES

The total number of employees as at year end were 562 (2025: 536) and average number of employees were 546 (2025: 564).

The total number of factory employees as at year end were 445 (2025: 423) and average number of factory employees were 432 (2025: 447).

51. NON-ADJUSTING EVENTS AFTER THE STATEMENT OF FINANCIAL POSITION DATE

51.1 Subsequent to the reporting date, the Company entered into a Build, Own and Operate (BOO) Agreement with Burj Clean Energy Modaraba for the installation of a 7.5 MW wind power project at the Company's manufacturing facility located in Nooriabad, Sindh. The agreement was executed as part of the Company's ongoing strategy to increase the use of renewable energy sources, reduce dependence on fossil fuel-based energy and lower energy costs. The event occurred after the reporting date and does not provide evidence of conditions that existed at the reporting date. Accordingly, no adjustment has been made to these financial statements in respect of this matter. This is considered to be material non-adjusting event and is therefore disclosed in accordance with the requirements of IAS 10 Events after the Reporting Period.

51.2 The Board of Directors in their meeting held on September 03, 2026 have for the year ended June 30, 2026, proposed bonus issue of Nil shares (2025: proposed bonus issue of 10 shares for every 100 shares) and appropriation to general reserves amounting to Rs. 3,000 million (2025: Rs. 325 million) for approval by the members of the Company in the Annual General Meeting to be held on October 06, 2026. The financial statements for the year ended June 30, 2026 do not include the effect of the proposed bonus issue and appropriation to general reserves, which will be recognised in the financial statements for the year ending June 30, 2027.

52. GENERAL

Wherever considered necessary, corresponding figures have been reclassified for the purpose of comparison and improved presentation. However, the impacts are not material.

53. DATE OF AUTHORISATION FOR ISSUE

These financial statements were authorised for issue on September 03, 2026 by the Board of Directors of the Company.

Chief Executive Officer	Chairman	Chief Financial Officer

Achieving Excellence Across Territories

SHAREHOLDERS' INFORMATION

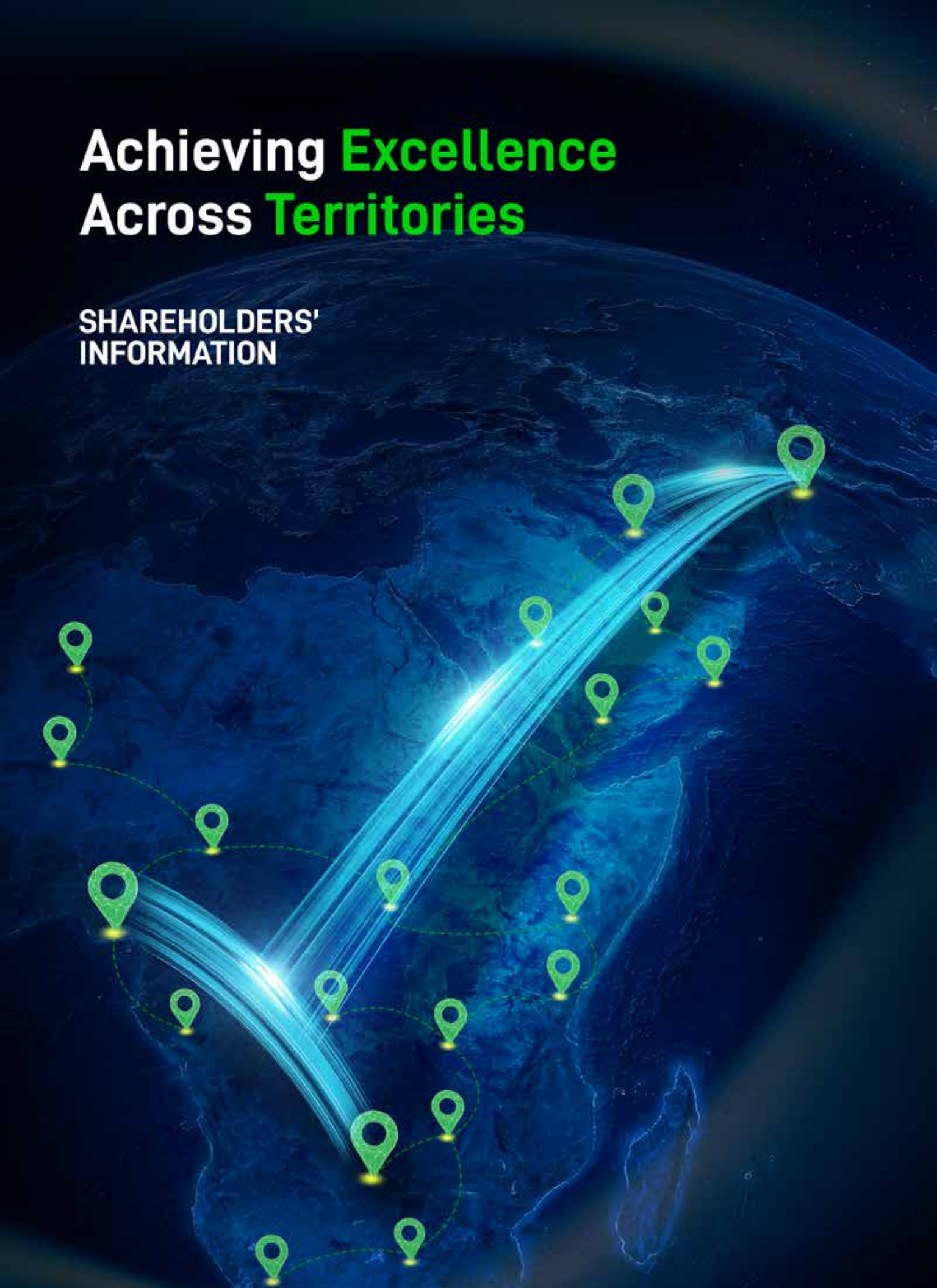

Investor Relations

REGISTERED OFFICE

Pakistan Cables Limited
1st Floor Arif Habib Center
23 M.T. Khan Road
Karachi, Sindh
Tel: 021 111-222-537
Email: info@pakistancables.com

SHARE REGISTRAR

CDC Share Registrar Services Limited
CDC House, Main Shahrah-e-Faisal, Karachi.
Tel: 021 111-111-500
Email: info@cdcsrsl.com

Share transfers, dividend payment and all other investor related matters are attended to and processed by the Company's Share Registrar.

INVESTOR RELATIONS CONTACT

Email: investor.relations@pakistancables.com
Tel: 021 111-222-537

FINANCIAL CALENDAR

The Company follows the period of July 1 to June 30 as the Financial Year.
For the Financial Year 2026-2027, financial results will be announced as per the following tentative schedule:

1st Quarter ending September 30, 2026	Last week of October 2026
2nd Quarter ending December 31, 2026	Last week of January 2027
3rd Quarter ending March 31, 2027	Last week of April 2027
4th Quarter ending June 30, 2027	Second week of August 2027

LISTING

Ordinary shares of the Company are listed on the Pakistan Stock Exchange.

STOCK CODE

The stock code for trading in ordinary shares of the Company at the Pakistan Stock Exchange is PCAL.

STATUTORY COMPLIANCE

The Company is in compliance with applicable provisions of the Companies Act 2017, as replaced by the Companies Ordinance 1984, as well as circulars/mandates issued thereunder, the Regulations of the Securities and Exchange Commission of Pakistan, Securities Act, 2016 and the Listing Rules of the Pakistan Stock Exchange.

ANNUAL GENERAL MEETING

The Annual General Meeting of the Company will be held on Tuesday, October 6, 2026 at 10:00 a.m. at Pakistan Stock Exchange, Dr. Shamshad Akhtar Auditorium, PSX Administration Building, I.I. Chundrigar Road, Karachi and via Zoom video link.

Any shareholder may appoint another shareholder as his/her proxy to attend and vote at the meeting on his/her behalf. Proxies must be filed with the Company at least 48 hours prior to the meeting.

CDC shareholders or their proxies are requested to bring copies of their Computerized National Identity Card along with the participants' ID number and their account number at the meeting in order to facilitate their identification procedure.

BOOK CLOSURE

Share Transfer Books of the Company will remain closed from September 30, 2026 to October 6, 2026 (both days inclusive).

WEB PRESENCE

Updated information regarding the Company can be accessed at its website www.pakistancables.com. The website contains the latest financial information of the Company together with the Company's profile.

Pattern of Shareholding

As at June 30, 2026

Number of Shareholders	Shareholding		Total Shares Held	Number of Shareholders	Shareholding		Total Shares Held
	From	To			From	To	
1,293	1	100	21,854	-	470,001	820,000	-
471	101	500	127,741	3	820,001	825,000	2,475,000
210	501	1,000	161,502	-	825,001	830,000	-
429	1,001	5,000	957,870	1	830,001	835,000	833,026
98	5,001	10,000	718,592	-	835,001	845,000	-
40	10,001	15,000	498,525	1	845,001	850,000	848,980
22	15,001	20,000	383,143	-	850,001	930,000	-
14	20,001	25,000	312,189	1	930,001	935,000	933,696
5	25,001	30,000	136,183	-	935,001	1,060,000	-
5	30,001	35,000	163,549	1	1,060,001	1,065,000	1,064,800
3	35,001	40,000	110,100	-	1,065,001	1,095,000	-
3	40,001	45,000	131,214	1	1,095,001	1,100,000	1,100,000
1	45,001	50,000	45,211	-	1,100,001	1,140,000	-
2	50,001	55,000	105,760	1	1,140,001	1,145,000	1,142,403
2	55,001	60,000	120,000	-	1,145,001	1,150,000	-
3	60,001	65,000	184,406	1	1,150,001	1,155,000	1,152,883
2	65,001	70,000	135,400	-	1,155,001	1,545,000	-
-	70,001	85,000	-	1	1,545,001	1,550,000	1,545,956
1	85,001	90,000	90,000	-	1,550,001	2,095,000	-
1	90,001	95,000	92,400	1	2,095,001	2,100,000	2,098,793
1	95,001	100,000	100,000	-	2,100,001	2,295,000	-
-	100,001	105,000	-	1	2,295,001	2,300,000	2,295,975
1	105,001	110,000	109,513	-	2,300,001	2,750,000	-
-	110,001	120,000	-	1	2,750,001	2,755,000	2,753,071
1	120,001	125,000	121,691	-	2,755,001	2,885,000	-
1	125,001	130,000	128,574	1	2,885,001	2,890,000	2,887,346
1	130,001	135,000	131,618	-	2,890,001	4,510,000	-
1	135,001	140,000	138,208	1	4,510,001	4,515,000	4,514,653
-	140,001	150,000	-	-	4,515,001	6,325,000	-
1	150,001	155,000	150,003	1	6,325,001	6,330,000	6,327,215
1	155,001	160,000	155,531	-	6,330,001	6,385,000	-
1	160,001	230,000	229,710	1	6,385,001	6,390,000	6,388,253
-	230,001	265,000	-	-	6,390,001	9,325,000	-
1	265,001	270,000	269,553	1	9,325,001	9,330,000	9,325,438
1	270,001	275,000	274,040	-	9,330,001	54,457,418	-
-	275,001	465,000	-				
1	465,001	470,000	465,850	**2,636**			**54,457,418**

Categories of Shareholders

As at June 30, 2026

	No. of Shareholders	No. of Shares	Percentage
Associated Companies, Undertakings and Related Parties	2		
INTERNATIONAL INDUSTRIES LIMITED		9,325,438	17.12%
SHIRAZI INVESTMENTS (PVT) LIMITED		2,295,975	4.22%
Mutual Funds	3		
CDC - TRUSTEE GOLDEN ARROW STOCK FUND		42,660	0.08%
CDC - TRUSTEE NIT-EQUITY MARKET OPPORTUNITY FUND		21,991	0.04%
CDC - TRUSTEE AKD OPPORTUNITY FUND		2,908	0.01%
Directors, Chief Executive Officer, their Spouses and Minor Children	10	14,684,699	26.97%
Executives	5	22,936	0.04%
Public Sector Companies and Corporations	-	-	-
Banks, Development Finance Institutions, Non-Banking Finance Companies, Insurance Companies, Takaful, Modarabas and and Pension Funds	9	1,214,355	2.23%
Shareholders holding five Percent or more voting rights in the Company	3	10,155,070	18.65%
General Public (Local)	2,471	14,194,734	26.07%
General Public (Foreigner)	102	206,961	0.38%
Others	31	2,289,691	4.20%
Total	**2,636**	**54,457,418**	100.00%

Highlights of the Annual General Meeting 2025

Issues/Queries/Comments	Responses	Implementation
A shareholder inquired why the fuel and power costs had not significantly reduced despite the installation of solar panels.	The operations were previously divided between the Karachi site and Nooriabad. With the complete shift to Nooriabad, the solar impact will be realized in the current year. Additionally, electricity utilization increased as volumes grew by a significant amount.	The impact of solar was received in 2025-26, where by the fuel cost was reduced by Rs. 174 million.
A shareholder inquired why sales had increased by only 10% despite the stated increase in volume.	Aluminium volumes grew more than copper. Since the price of aluminium is more than one-third lower than copper, the overall sales impact appeared smaller despite higher volumes. The commencement of the Aluminium Plant further contributed to the increase in aluminium volumes.	None required.
A shareholder asked whether the decrease in total employees compared to last year resulted in cost benefits.	The figures represent the position as of June 30 and that variations occurred throughout the year.	None required.
A shareholder asked what measures were being taken by the Company to return to profitability given the loss position and high finance costs.	The leverage levels are being closely monitored. Proceeds from the sale of land will be used to repay long-term debt, while working capital will be managed through measures such as recovering credit from the market and maintaining lean inventory levels.	FE25 financing at comparatively lower interest rate was availed against both import and export documents during 25-26. In addition, dealer financing programs were availed from various banks to reduce credit exposure on dealers and improve working capital management.
A shareholder asked how the Company plans to support growth going forward given the high leverage.	From a cash flow perspective, efforts are underway to work with suppliers to extend payable terms. Additionally, the Company is seeking more advances with orders so that, as the situation improves, it can negotiate better payment terms. Furthermore, various efforts are underway to pull back receivables.	None required.

Notice of 73rd Annual General Meeting

NOTICE IS HEREBY GIVEN THAT THE 73rd Annual General Meeting (the "AGM") of the shareholders of Pakistan Cables Limited (the **"Company"**) will be held on Tuesday, 6th day of October, 2026 at 10:00 a.m. at Pakistan Stock Exchange, Dr. Shamshad Akhtar Auditorium, PSX Administration Building, I.I. Chundrigar Road, Karachi 74000, as well as through Video Conferencing facility to transact the following business:

1. ORDINARY BUSINESS

i. To confirm the Minutes of the Extraordinary General Meeting held on May 04, 2026.

ii. To receive, consider and adopt the Annual Audited Financial Statements of the Company for the year ended June 30, 2026 together with the Reports of the Directors and Auditors thereon.

In accordance with Section 223(7) of the Companies Act, 2017 and S.R.O No.389(I)/2023 dated March 21, 2023, the financial statements of the Company have been uploaded on the Company's website which can be downloaded from the following link and QR enabled code:

https://www.pakistancables.com/wp-content/uploads/PCL-Annual-Report-2026.pdf

iii. To appoint Auditors for the ensuing year and to fix their remuneration for the year ending June 30, 2027. The present auditors, M/s. A. F. Ferguson & Co., Chartered Accountants, have retired and being eligible, have offered themselves for re-appointment. The Board of Directors recommends, based on the recommendation of the Board Audit Committee, the appointment of M/s. A. F. Ferguson & Co., Chartered Accountants as auditors for the ensuing year.

2. SPECIAL BUSINESS

iv. To consider and if deemed fit, pass with or without modification(s), addition(s) or deletion(s), the following Special Resolution(s) under the applicable Section(s) of the Companies Act, 2017, as recommended by the Board of Directors of the Company:

"RESOLVED THAT subject to compliance with all applicable laws, regulations and requisite regulatory approvals, the Company be and is hereby authorized to accept the offer of Chinoy Engineering & Construction (Private) Limited ("CECL"), an associated company, for the buy-back of 4,845,000 (Four Million Eight Hundred Forty-Five Thousand) ordinary shares of PKR 10 each held by Pakistan Cables Limited ("PCL"), representing PCL's entire 17% shareholding in the paid-up capital of CECL, at a price of PKR 72.24 per share, for an aggregate consideration of PKR 350,000,000 (Pakistani Rupees Three Hundred Fifty Million only).

FURTHER RESOLVED THAT the Chief Executive Officer, Chief Financial Officer and Company Secretary of Pakistan Cables Limited, or any person(s) authorized by any of them, be and are hereby jointly and severally authorized and empowered, for and on behalf of the Company, to take all such actions, execute and deliver all such documents, and do all such acts, deeds and things as may be necessary, expedient or incidental to give effect to the foregoing resolution and complete the transaction, including, without limitation, making all requisite applications, filings, submissions and disclosures with the Securities and Exchange Commission of Pakistan ("SECP"), Pakistan Stock Exchange Limited ("PSX") and/or any other authority, and obtaining all regulatory, contractual or third-party approvals, consents or permissions as may be required under applicable laws, regulations or agreements.

FURTHER RESOLVED THAT the aforesaid resolutions shall be subject to any amendments, modifications, additions, or deletions as may be suggested, directed, or required by the SECP or any other regulatory body, which changes shall be deemed to be part of these special resolutions without the need of the shareholders to pass fresh resolutions unless the same is substantial."

3. ANY OTHER BUSINESS

To transact any other ordinary business which may legally be transacted at an Annual General Meeting, with the permission of the Chair.

By Order of the Board

Natasha Mohammad
Head of Legal Affairs and Company Secretary

KARACHI: September 03, 2026

NOTES:

1. **Book Closure:**
   The Shares Transfer Books of the Company will remain closed from September 30, 2026 to October 6, 2026 (both days inclusive). No transfers will be accepted for registration during this period. Transfers received in good order at the office of our Share Registrar CDC House, 99-B, Block B, S.M.C.H.S., Main Shahra-e-Faisal, Karachi-74400, by the close of business on September 29, 2026 will be considered in time for the purpose of attendance of the AGM and as applicable.

2. **Participation in the Annual General Meeting proceeding via the video conference facility:**
   Shareholders interested in attending the Annual General Meeting (AGM) virtually are requested to ensure their registration by sending their particulars at the designated email address investor.relations@pakistancables.com or through WhatsApp number +92-3008503969 by providing the following information by 5:00 pm on October 5, 2026 along with copy of their CNIC.

S. #	Folio Number / CDC Account #	Name of the Shareholder	CNIC #	No. of Shares	Mobile #	E-mail Address

   The details of video conferencing facility will be sent to the members at the email address provided by them. The login facility will be opened at **09:45 a.m.** on AGM's day enabling the participants to join the proceedings after identification and verification process before joining the meeting, which will start at **10:00 a.m.** sharp.

3. **Proxies:**
   A Member entitled to attend and vote at the AGM is entitled to appoint a proxy to attend and vote instead of him. A proxy must be a Member of the Company. An instrument of proxy applicable for the AGM is being provided with this notice. Proxy forms may also be downloaded from the Company's Website: www.pakistancables.com.

   The instrument appointing the proxy / Power of Attorney or other Authority under which it is signed, or a Notarially Certified copy thereof, must be lodged either at the Company's registered Office located at 1st Floor, Arif Habib Centre, 23 M.T. Khan Road, Karachi, Pakistan or at investor.relations@pakistancables.com not later than 48 hours before the time of the AGM.

4. **CDC Account Holders will have to follow the guidelines below as laid down in Circular 1 dated January 26, 2000 issued by Securities and Exchange Commission of Pakistan:**

   A. **For attending the meeting:**

      (i) In case of individual, the Account holder or Sub-Account holder whose securities and their registration details are up-loaded as per the CDC Regulations, shall authenticate his/her identity by showing his/her original Computerized National Identity Card ("CNIC") or original Passport at the time of attending the AGM.

      (ii) In case of corporate entity, the Board of Directors' Resolution / Power of Attorney with specimen signature and attested copy of valid CNIC of the nominee shall be produced (unless it has been provided earlier) at the time of the Meeting.

B. For Appointing Proxies:

(i) In case of individual, the Account holder or Sub-Account holder whose Securities and their registration details are up-loaded as per the CDC Regulations, shall submit the proxy form as per above requirement.

(ii) The proxy form shall be witnessed by two persons whose names, addresses and CNIC numbers shall be mentioned on the form.

(iii) Attested copies of CNIC or the passport of the beneficial owners and the proxy shall be furnished with the proxy form.

(iv) The proxy shall produce his/her original CNIC or original Passport at the time of the AGM.

(v) In case of corporate entity, the Board of Directors' Resolution / Power of Attorney with specimen signature and an attested copy of valid CNIC of the person nominated to represent and vote on behalf of the corporate entity, shall be submitted along with proxy form to the Company.

5. Postal Ballot & E – Voting:

The members are hereby notified that pursuant to the Companies (Postal Ballot) Regulations, 2018 and notified amendments, members of Pakistan Cables Limited (the "Company") will be allowed to exercise their right to vote through electronic voting facility or voting by post for the special business in its forthcoming Annual General Meeting to be held on Tuesday, October 06, 2026 at 10:00 a.m. in accordance with the requirements and subject to the conditions contained in the aforesaid Regulations.

For the convenience of the Members, ballot paper is annexed to this notice and the same is also available on the Company's website at www.pakistancables.com for download.

A. Procedure for E – Voting:

(i) Details of the e-voting facility will be shared through an e-mail with those members of the Company who have their valid CNIC numbers, cell numbers, and e-mail addresses available in the register of members of the Company by the close of business of September 29, 2026.

(ii) The web address and login details will be communicated to members via email. The security codes will be communicated to members through SMS from web portal of CDC Share Registrar Services Limited (being the e-voting service provider).

(iii) Identity of the Members intending to cast vote through e-voting shall be authenticated through electronic signature or authentication for login.

(iv) E-voting lines will start from October 01, 2026, 9:00 a.m. and shall close on October 05, 2026 at 5:00 p.m. Members can cast their votes any time in this period. Once the vote on a resolution is cast by a Member, he / she shall not be allowed to change it subsequently.

B. Procedure for Voting Through Postal Ballot:

The members shall ensure that duly filled and signed ballot paper along with copy of Computerized National Identity Card (CNIC) should reach the Chairman of the meeting through post on the Company's registered address, 1st Floor, Arif Habib Centre, 23 M.T. Khan Road, Karachi, Pakistan or email at chairman.pcl@pakistancables.com on October 05, 2026 by 5:00 p.m. The signature on the ballot paper shall match with the signature on CNIC.

6. Submission of Valid CNIC / NTN Copy (Mandatory):

The Members who have not yet submitted photocopy of their valid CNIC to the Company / Share Registrar, are once again reminded to send the same at the earliest directly to Company's Share Registrar, CDC Share Registrar Services Limited, CDC House, 99-B, Block B, S.M.C.H.S., Main Shahra-e-Faisal, Karachi-74400. Corporate entities are requested to provide their National Tax Number (NTN). Please give the folio number with the copy of CNIC / NTN details. Reference is also made to the Securities and Exchange Commission of Pakistan (SECP) Notifications SRO 779 (I) dated August 18, 2011, and SRO 831 (I) 2012 dated July 05, 2012, which mandates that the dividend warrants should bear CNIC number of the registered member or the authorized person, except in case of minor(s) and corporate members. In case of non-receipt of the copy of a valid CNIC, the Company will not transmit the dividends of such shareholders to comply with the said SROs of SECP.

7. Change of Address & Zakat Declaration (CZ-50):

Shareholders are requested to notify their change of address, Zakat declaration and Tax exemption certificate (if any) immediately to the Company's Share Registrar, CDC Share Registrar Services Limited, CDC House, 99-B, Block B, S.M.C.H.S., Main Shahra-e-Faisal, Karachi-74400. Please further note that Zakat will be deducted from dividends at source at the rate of 2.5% of the paid-up value of the shares under Zakat and Ushr laws and will be deposited within the prescribed period with the relevant authority. In the event that you would like to claim an exemption, please submit, with your broker/CDC/the Company's Share Registrar, your Zakat Declaration form CZ -50 under the Zakat and Ushr Ordinance 1980 and the Zakat (Deduction and Refund) Rules 1981.

8. Electronic Transmission of Annual Report:

The Securities and Exchange Commission of Pakistan has allowed listed companies, through S.R.O No.389(I)/2023 dated March 21, 2023, to circulate the Annual Balance Sheet and profit and loss account, Auditor's Report and Directors Report etc. (the **"Annual Audited Financial Statements"**) to the Company's Shareholders through QR enabled code and weblink. However, any shareholder may request the Company Secretary in writing to provide a printed copy of the annual report at their registered address, free of cost. Those members who want to avail this facility are requested to submit the duly filled request form to our Company's Share Registrar CDC Share Registrar Services Limited, CDC House, 99-B, Block B, S.M.C.H.S., Main Shahra-e-Faisal, Karachi-74400.

9. Unclaimed / Unpaid Dividend and Share Certificates:

Shareholders who have not yet received/collected their previous dividends/physical share certificates are once again requested to contact our Share Registrar for the needful.

10. Unclaimed Dividend / Electronic Transmission of Dividend:

In accordance with the requirements of section 242 of the Companies Act 2017, cash dividends shall only be paid through electronic mode directly into the bank account designated by the entitled shareholders. Shareholders are requested to provide their folio number, name, bank account details comprising of bank name, branch name, branch code, account number, title of account and IBAN, which they designate for crediting of their dividend. A standard form has also been placed on the Company's website - https://www.pakistancables.com/wp-content/uploads/E-Transmission-Form-English.pdf. Please ensure that such details are provided to the Company's Share Registrar CDC Share Registrar Services Limited, CDC House, 99-B, Block B, S.M.C.H.S., Main Shahra-e-Faisal, Karachi-74400 and/or your broker/participant/CDC Investor account services, failing which the Company will be unable to process your dividend payment.

11. Conversion of Physical Shares into Book-Entry Form:

The Securities and Exchange Commission of Pakistan (SECP) through its letter No. CSD/ED/Misc/2016- 639-640 dated March 26, 2021 has advised the listed companies to adhere to the provisions of section 72 of the Companies Act, 2017 by replacing shares issued by them in Physical Form with the shares to be issued in the Book-Entry Form. The Company, being a listed company is also required to comply with aforesaid provisions of Act. The shareholders of Pakistan Cables Limited having physical folios/share certificates are requested to convert their shares from physical form into Book Entry Form as soon as possible. The shareholders may contact their Broker, a PSX Member, CDC Participant or CDC Investor Account Service Provider for assistance in opening a CDS Account and subsequent induction of the physical shares into Book Entry Form.

It would facilitate the shareholders in many ways including safe custody of shares, no loss of shares, avoidance of formalities required for the issuance of duplicate shares and readily available for sale and purchase in open market at better rates. The shareholders of Company may contact the Share Registrar and Transfer Agent of the Company, namely CDC Share Registrar Services Limited, CDC House, 99-B, Block B, S.M.C.H.S., Main Shahra-e-Faisal, Karachi-74400 for the conversion of physical shares into Book-Entry Form.

12. Appointment of Scrutinizer:

In accordance with the regulation 11 of the Companies (Postal Ballot) Regulation 2018 (the "Regulations"), the Board of the Company has appointed M/s. UHY Hassan Naeem & Co., Chartered Accountants, a QCR rated audit firm, to act as scrutinizer of the Company for the special business to be transacted in the meeting and to undertake other responsibilities as defined in Regulation 11A of the Regulations. Details regarding the Scrutinizer's qualifications and experience are available on their website (https://uhy-hnco.com/).

13. Intimation of No Gift Distribution:

The SECP, vide Circular No. 2 of 2018 dated February 9, 2018, and S.R.O. 452(I)/2025 dated March 17, 2025, has strictly prohibited companies from offering or distributing gifts, incentives, or any similar benefits (including but not limited to tokens, coupons, meals, or takeaway packages) to Members at or in connection with general meetings. In accordance with Section 185 of the Companies Act, 2017, any non-compliance with these directives constitutes a punishable offence, and companies found in violation may be subject to enforcement actions and penalties. Members are hereby informed that no gifts will be distributed at the meeting.

Statement of Material Facts U/s 134(3) of the Companies Act, 2017

Agenda Item 4 – Disposal of Investment in Associated Company Chinoy Engineering & Construction (Private) Limited

The Company is desirous to accept the offer of Chinoy Engineering & Construction (Pvt) Limited (CECL), an associated company, to buy-back its 4,845,000 (Four Million Eight Hundred Forty-Five Thousand only) ordinary shares of PKR 10 each (Pakistani Rupees Ten), which is the total 17% holding of Pakistan Cables Limited in the paid-up capital of CECL, each at a price of Rs.72.24 per share making a total selling price of PKR 350,000,000/- (Pakistani Rupees Three Hundred Fifty Million only).

Pakistan Cables Limited (PCL) acquired 4,845,000 shares (17%) in Chinoy Engineering & Construction (Private) Limited (CECL) in September 2024 at PKR 10 per share, representing an investment of PKR 48.45 million. CECL is principally engaged in works relating to construction business.

Management has negotiated the disposal of PCL's entire 17% shareholding for PKR 350 million, equivalent to PKR 72.24 per share. The proposed disposal would generate an estimated pre-tax gain of PKR 301.55 million.

The disposal is proposed subject to necessary statutory and corporate approvals.

Accordingly, Management recommends disposal of PCL's entire 17% holding of 4,845,000 CECL shares at PKR 72.24 per share for PKR 350 million, thereby crystallizing substantial returns while mitigating the increased logistics, business and financial risks associated with the construction business and CECL's projects in hand.

Details as per SRO 423(I)/2018, dated April 3, 2018
Special Business relating to members' approval for the sale or disposal of sizeable part of undertaking thereof to be transacted under Section 183 of the Companies Act, 2017.

The material facts required to be disclosed under S.R.O. 423 (I)/2018 dated April 3, 2018 where the Board of Directors proposes to sell or otherwise dispose of an "undertaking" or a "Sizeable part" thereof is provided below:

S.No.	SRO Description	Company Details
1	**Detail of assets to be sold, leased or disposed of:**	
a.	Description/Name of asset	4,845,000 shares of CECL
b.	Acquisition date of the asset	September 9, 2024
c.	Cost	PKR 48.45 million
d.	Revalued amount and date of revaluation (if applicable)	N/A
e.	Book value	PKR 350 million
f.	Approximate current market price/fair value	PKR 350 million

S.No.	SRO Description	Company Details
g.	In case of sale, if the expected sale price is lower than book value or fair value, then the reasons thereof	N/A
h.	In case of lease of assets, tenure, lease rentals, increment rate; mode/basis of determination of lease rentals; and other important terms and conditions of the lease	N/A
i.	Additional information in case of disposal of land: (i) Location; (ii) Nature of land (iii) Area proposed to be sold	N/A
2	The proposed manner of disposal of the said assets	The shares will be disposed of by way of sale through persons authorized and approved by the Board and shareholders.
3	In case the company has identified a buyer, who is a related party the fact shall be disclosed in the statement of material facts	Yes
4	Purpose of the sale, lease or disposal of assets along with following details	To crystallize substantial returns while mitigating the increased logistics, business and financial risks associated with the construction business and CECL's projects in hand.
a.	Utilization of the proceeds received from the transaction	To pay off bank borrowings.
b.	Effect on operational capacity of the company, if any	Nil
c.	Quantitative and qualitative benefits expected to accrue to the members	To crystallize substantial returns while mitigating the increased logistics, business and financial risks associated with the construction business and CECL's projects in hand.

The documents pertaining to foregoing special business have been kept at the registered office of the Company and may be inspected during business hours on any working day from the date of publication of this notice till the conclusion of the general meeting.

Mr. Mustapha A. Chinoy, Mr. Kamal A. Chinoy and Mr. Fahd K. Chinoy are common Directors of Chinoy Engineering and Construction (Pvt) Limited and Pakistan Cables Limited. Save for such common directorship, the Directors are not interested, directly or indirectly, in the above special business, other than as Directors and shareholders of the Company.

نمبر شمار	ایس آر او کی تفصیل	کمپنی کی تفصیل
vii	فروخت کی صورت میں اگر متوقع قیمت فروخت، بک ویلیو یا منصفانہ ویلیو سے کم ہے تو اس کی وجوہات	قابل اطلاق نہیں۔
viii	اثاثوں کی لیز کی صورت میں، معیاد، لیز کے کرائے، انکریمنٹ کی شرح؛ لیز کرائے کے تعین کا طریقہ/ بنیاد؛ اور لیز کی دیگر اہم شرائط وضوابط	قابل اطلاق نہیں۔
ix	زمین کے ڈسپوزل کی صورت میں اضافی معلومات ا) محل وقوع ۲) اراضی کی نوعیت ۳) فروخت کا تجویز کردہ رقبہ۔	قابل اطلاق نہیں۔
2.	مذکورہ اثاثوں کو فروخت کرنے کا مجوزہ طریقہ	حصص کو بورڈ آف ڈائریکٹرز اور حصص یافتگان کی طرف سے مجاز اور منظور شدہ اشخاص کے ذریعے فروخت کے طور پر تصرف میں لایا جائے گا۔
3.	اگر کمپنی نے خریدار کی نشاندہی کی ہے، جو متعلقہ فریق ہے تو یہ حقیقت مادی حقائق میں اشیاء کے بیان میں ظاہر کیا جائے گا۔	ہاں۔
4.	مندرجہ ذیل تفصیلات کے ساتھ اثاثہ جات کی فروخت یا لیز کا مقصد؛	تعمیراتی کاروبار اور سی ای سی ایل (CECL) کے زیر عمل منصوبوں سے وابستہ بڑھتے ہوئے لاجسٹکس، کاروباری اور مالیاتی خطرات کو کم کرتے ہوئے خاطر خواہ منافع حاصل کرنا۔
i	لین دین سے حاصل ہونے والی آمدنی کا استعمال؛	بینک سے حاصل کردہ قرضوں کی ادائیگی کے لیے
ii	کمپنی کے آپریشنل صلاحیت پر اثر، اگر کوئی ہو	نہیں
iii	ممبران کو حاصل ہونے والے مقداری اور معیاری فوائد کی توقع ہے۔	تعمیراتی کاروبار اور سی ای سی ایل (CECL) کے زیر عمل منصوبوں سے وابستہ بڑھتے ہوئے لاجسٹکس، کاروباری اور مالیاتی خطرات کو کم کرتے ہوئے خاطر خواہ منافع حاصل کرنا۔

مذکورہ بالا خصوصی کاروبار سے متعلق دستاویزات کمپنی کے رجسٹرڈ دفتر میں رکھی گئی ہیں اور اس نوٹس کی اشاعت کی تاریخ سے عام اجلاس کے اختتام تک کسی بھی کام کے دن کاروباری اوقات کے دوران ان کا معائنہ کیا جا سکتا ہے۔

جناب مصطفیٰ اے چنائے، جناب کمال اے چنائے اور جناب فہد کے چنائے، کمپنی چنائے انجینئرنگ اینڈ کنسٹرکشن (پرائیویٹ) لمیٹڈ ("سی ای سی ایل")(CECL) اور پاکستان کیبلز لمیٹڈ کے مشترکہ ڈائریکٹرز ہیں۔ مذکورہ مشترکہ ڈائریکٹرشپ کے علاوہ، مندرجہ بالا خصوصی امور میں کمپنی کے کسی بھی ڈائریکٹر کا براہ راست یا بالواسطہ کوئی مفاد نہیں ہے، سوائے اس حیثیت کے وہ کمپنی کے ڈائریکٹرز اور شیئر ہولڈرز ہیں۔

کمپنیز ایکٹ 2017ء کے سیکشن (3)134 کے تحت بیان

ایجنڈا آئٹم 4۔ متعلقہ کمپنی، چنائے انجینئرنگ اینڈ کنسٹرکشن (پرائیویٹ) لمیٹڈ میں سرمایہ کاری کی فروخت / تصرف:

کمپنی کی خواہش ہے کہ وہ اپنی متعلقہ کمپنی چنائے انجینئرنگ اینڈ کنسٹرکشن (پرائیویٹ) لمیٹڈ ("سی ای سی ایل") کی پیش کردہ اس پیشکش کو کے اس کے 4,845,000 عام حصص جن کی مالیت فی حصص 10 پاکستانی روپے کے حساب سے واپس خریدنے کی پیشکش کو قبول کرے۔ یہ حصص سی ای سی ایل (CECL) اپنے اداشدہ سرمایہ میں پاکستان کیبلز لمیٹڈ کی مکمل 17 فیصد حصص داری پر 10 پاکستانی روپے فی حصص ہے پر مشتمل ہیں۔ یہ حصص 72.24 روپے فی حصص کی قیمت پر واپس خریدے گی۔ اس طرح مذکورہ حصص کے فروخت کے عوض کل رقم 350,000,000 (صرف تین سو پچاس ملین پاکستانی روپے) بنتی ہے۔"

پاکستان کیبلز لمیٹڈ (پی سی ایل) نے ستمبر 2024 میں چنائے انجینئرنگ اینڈ کنسٹرکشن (پرائیویٹ) لمیٹڈ ("سی ای سی ایل") کے 4,845,000 حصص (17 فیصد)، فی حصص 10 پاکستانی روپے کے حساب سے حاصل کیے، جو 48.45 ملین پاکستانی روپے کی سرمایہ کاری کے مساوی ہیں۔ سی ای سی ایل (CECL) بنیادی طور پر تعمیراتی کاروبار سے متعلق کاموں میں مصروف ہے۔

انتظامیہ نے (پی سی ایل) کی مکمل 17 فیصد حصص داری کو جو کہ 350 ملین پاکستانی روپے ہیں، فروخت کرنے کے لیے مذاکرات مکمل کیے ہیں، جو فی حصص 72.24 پاکستانی روپے کے مساوی ہے۔ مجوزہ فروخت کے نتیجے میں تقریباً 301.55 ملین پاکستانی روپے کا قبل از ٹیکس منافع حاصل ہونے کی توقع ہے۔

مذکورہ سرمایہ کاری کی فروخت ضروری قانونی اور کارپوریٹ منظوریوں سے مشروط ہے۔

لہذا، انتظامیہ سفارش کرتی ہے کہ سی ای سی ایل (CECL) کے 4,845,000 حصص پر مشتمل (پی سی ایل) کی مکمل 17 فیصد حصص داری کو فی حصص 72.24 پاکستانی روپے کے حساب سے 350 ملین پاکستانی روپے میں فروخت کر دیا جائے، جس کے نتیجے میں خاطر خواہ منافع حاصل ہوگا، جبکہ تعمیراتی کاروبار اور سی ای سی ایل (CECL) کے زیر تکمیل منصوبوں سے وابستہ بڑھتے ہوئے لاجسٹکس، کاروباری اور مالیاتی خطرات میں بھی کمی واقع ہوگی۔

تفصیلات SRO423(1)/2018 مورخہ 03 اپریل 2018 کے مطابق:

کمپنیز ایکٹ 2017 کی دفعہ 183 کے تحت لین دین کے لیے اس کے بڑے حصے کی فروخت یا اس کے تصرف کے لیے متعلق خصوصی کاروبار، جس کے تحت اراکین کی منظوری حاصل کی جانی ہیں۔

SRO423(1)/2018 مورخہ 03 اپریل 2018ء کے تحت مطلوبہ اہم معلومات، جہاں بورڈ آف ڈائریکٹرز کسی "انڈرٹیکنگ" یا اس کے "قابل قدر حصہ" کو فروخت کرنے یا کسی اور طریقے سے اس کا تصرف کرنے کی تجویز پیش کرتا ہے، درجہ ذیل فراہم کی گئی ہیں:

نمبر شمار	ایس آر او کی تفصیل	کمپنی کی تفصیل
1.	فروخت، لیز پر دیے جانے یا تصرف میں لائے جانے والے اثاثوں کی تفصیل:	
i	اثاثہ کی تفصیل / نام	4,845,000 سی ای سی ایل (CECL) کے حصص
ii	اثاثوں کے حصول کی تاریخ	ستمبر 9، 2024ء
iii	لاگت	48.45 ملین روپے
iv	ری ویلیو ڈاماؤنٹ اور ری ویلیوایشن کی تاریخ (اگر قابل اطلاق ہو)	قابل اطلاق نہیں۔
v	بک ویلیو	350 ملین روپے
vi	تخمیناً موجودہ مارکیٹ میں قیمت / منصفانہ ویلیو	350 ملین روپے

11۔ فزیکل شیئرز کی بک انٹری کی شکل میں منتقلی:

سیکیورٹیز اینڈ ایکسچینج کمیشن آف پاکستان (SECP) اپنے لیٹر نمبر CSD/ED/Misc/2016-639-640 مورخہ 26 مارچ، 2021 کے ذریعے لسٹڈ کمپنی ایکٹ، 2017 کے سیکشن 72 کی شرائط کی پابندی کی ہدایت کی ہے کہ وہ اپنے فزیکل شکل میں جاری کردہ شیئر کو بک انٹری کی شکل میں تبدیل کریں۔ ایک لسٹڈ کمپنی کے طور پر پاکستان کیبلز لمیٹڈ (''کمپنی'') کے لئے بھی مذکورہ بالا ایکٹ کی شرائط کی لازمی ہے۔ لہٰذا فزیکل فولیوز/شیئرز سرٹیفکیٹس رکھنے والے پاکستان کیبلز لمیٹڈ کے شیئرز ہولڈرز سے گزارش ہے کہ وہ اپنے فزیکل شیئرز کو جلد از جلد بک انٹری کی شکل میں منتقل کروائیں۔ شیئرز ہولڈرز CDC اکاؤنٹ کھلوانے اور بعد ازاں فزیکل شیئرز کو بک انٹری کی شکل کروانے میں مدد کے لئے اپنے بروکر، PSX ممبر، CDC پارٹی سیپنٹ CDC انویسٹر اکاؤنٹ سروس پروائیڈر سے رابطہ کر سکتے ہیں۔

یہ عمل شیئرز ہولڈرز کے لئے کئی لحاظ سے فائدہ مند ہوگا جس میں شیئرز کی محفوظ تحویل، شیئرز گم نہ ہونا، متبادل شیئرز کے اجرا کے تقاضوں سے بچنا اور اوپن مارکیٹ میں بہتر قیمت پر خرید و فروخت کے لئے شیئرز کا فوری دستیاب ہونا شامل ہے۔ پاکستان کیبلز لمیٹڈ (''کمپنی'') کے فزیکل شیئرز ہولڈرز اپنے شیئرز کو بک انٹری کی شکل میں تبدیل کروانے کے لئے کمپنی کے شیئرز رجسٹرار اور ٹرانسفر ایجنٹ، سی ڈی سی (CDC) شیئر رجسٹرار سروس لمیٹڈ، CDC ہاؤس، 99-B، بلاک B، S.M.C.H.S. شاہراہ فیصل، کراچی-74400 رابطہ کر سکتے ہیں۔

12۔ اسکروٹنائزر (Scrutinizer) کی تقرری:

کمپنیز (پوسٹل بیلٹ) ریگولیشنز 2018 (ریگولیشنز) کے قاعدہ نمبر 11 کے مطابق کے بورڈ آف ڈائریکٹر کی جانب سے میسرز UHY حسن نعیم اینڈ کمپنی چارٹرڈ اکاؤنٹنٹس، کیوسی آر، ریٹنگ کی حامل آڈٹ فرم ہیں، سالانہ اجلاس عام میں خصوصی کاروباری امور کے لیئے کمپنی کا جانچ پڑتال کرنے والا مقرر کیا گیا ہے۔ وہ ریگولیشن 11A کے تحت بیان دیگر ذمہ داریاں بھی انجام دے گا۔ اسکروٹنائزر کی اہلیت اور تجربے سے متعلق تفصیلات ان کی ویب سائٹ https://uhy-hnco.com/ پر دستیاب ہیں۔

13۔ تحفے نہ دینے کی اطلاع:

سیکیورٹیز اینڈ ایکسچینج کمیشن آف پاکستان (SECP) نے مورخہ 09 فروری، 2018ء کو اپنے سرکلر نمبر 2 آف 2018ء اور مورخہ 17 مارچ، 2025ء کے ایس۔آر۔او۔ 452(I)/2025ء کے ذریعے کمپنیوں کو سختی سے ہدایت کی ہے کہ وہ عام اجلاسوں کے موقع پر یا ان کے سلسلے میں اراکین کو کسی قسم کے تحائف، ترغیبات یا اسی نوعیت کے فوائد (بشمول مگر محدود نہیں ٹوکن، کوپن، کھانے یا ٹیک اوے پیکجز) پیش یا تقسیم نہ کریں کمپنیز ایکٹ 2017ء کی دفعہ 185 کے تحت ان ہدایات پر عمل نہ کرنا قابل سزا جرم ہے اور خلاف ورزی کی صورت میں کمپنیوں کے خلاف قانونی کاروائی اور جرمانے عائد کیے جا سکتے ہیں۔ اراکین کو مطلع کیا جاتا ہے کہ اجلاس میں کوئی تحائف تقسیم نہیں کیے جائیں گے۔

6۔ درست شناختی کارڈ/ این ٹی این کی کاپی جمع کرانا (لازمی):

ایسے اراکین جنہوں نے کمپنی/شیئر رجسٹرار کو اپنے جائز شناختی کارڈ کی نقل ابھی تک جمع نہیں کروائی ہے، کو ایک مرتبہ پھر یاددہانی کرائی جاتی ہے کہ وہ اپنی پہلی فرصت میں کمپنی کے شیئر رجسٹرار بنام سی ڈی سی (CDC) شیئر رجسٹرار سروس لمیٹڈ، CDC ہاؤس، 99-B، بلاک B، S.M.C.H.S شاہراہ فیصل، کراچی-74400، کو ارسال کردیں۔ کاروباری اداروں کو درخواست کی جاتی ہے کہ وہ اپنا نیشنل ٹیکس نمبر (NTN) فراہم کریں۔ برائے مہربانی CNIC کی نقل/NTN تفصیلات کے ہمراہ اپنا فولیو نمبر فراہم کریں۔ سیکیورٹیز اینڈ ایکسچینج کمیشن آف پاکستان (SECP) کے مؤرخہ 18 اگست 2011ء کے مراسلہ نمبر SRO799(I) اور مؤرخہ 5 جولائی 2012ء کے مراسلہ نمبر SRO831(I)2012 کے تحت ایک حوالہ بھیجا گیا جس کے تحت منافع منقسمہ کی اطلاع میں رجسٹرڈ رکن یا مجاز فرد کا CNIC نمبر وجود ہونا چاہئے ماسوائے کم سن افراد اور کارپوریٹ اراکین کے۔ جائز CNIC کی نقل وصول نہ ہونے کی صورت میں SECP کے مذکورہ SROs کی تعمیل میں حصص داران کو منافع منقسمہ منتقل نہیں کیا جائے گا۔

7۔ پتہ میں تبدیلی کی اطلاع اور زکوٰۃ کی عدم کٹوتی کا حلف نامہ (CZ-50):

حصص داران سے درخواست کی جاتی ہے کہ وہ اپنے پتہ میں تبدیلی، زکوٰۃ اعلامیہ اور ٹیکس سے استثنیٰ کا سرٹیفکیٹ (اگر موجود ہے) سے متعلق کمپنی کے شیئر رجسٹرار سی ڈی سی (CDC) شیئر رجسٹرار سروس لمیٹڈ، CDC ہاؤس، 99-B، بلاک B، S.M.C.H.S شاہراہ فیصل، کراچی-74400، کو فوری آگاہ کریں۔ مزید یاد رہے کہ زکوٰۃ اور عشر قوانین کے تحت حصص کی اداشدہ قیمت کے 2.5 فیصد کی شرح سے منافع منقسمہ سے زکوٰۃ کی کٹوتی ہیں اور متعلقہ اتھارٹی کو مخصوص مدت میں جمع کرائی جاتی ہیں۔ اگر آپ استثنیٰ کا دعویٰ کرنا چاہتے ہیں تو برائے مہربانی اپنے بروکر/CDC/کمپنی کے شیئر رجسٹرار کو زکوٰۃ اور عشر آرڈیننس 1980ء اور زکوٰۃ (کٹوتی اور واپسی) قواعد 1981ء کے تحت اپنا زکوٰۃ ڈیکلیئریشن فارم CZ-50 جمع کرائیں۔

8۔ سالانہ رپورٹ کی برقی منتقلی:

SECP اپنے مؤرخہ 21 مارچ 2023ء کے ایس آر او نمبر 389(آئی)/2023ء کے ذریعے لسٹڈ کمپنیوں کو سالانہ بیلنس شیٹ اور منافع ونقصان اکاؤنٹ، آڈیٹر کی رپورٹ اور ڈائریکٹرز کی رپورٹ ("سالانہ آڈٹ شدہ مالیاتی بیانات") ویب لنک اور کیو آر فعال کوڈ کے ذریعے ترسیل کی اجازت دیتی ہے۔ تاہم، کوئی بھی شیئر ہولڈر کمپنی سیکریٹری کو تحریری طور پر درخواست کرسکتا ہے کہ اس کہ رجسٹرڈ پتہ پر سالانہ رپورٹ کی کاپی مفت فراہم کی جائے۔ ایسے اراکین جو یہ سہولت حاصل کرنا چاہتے ہیں ان کو درخواست کی جاتی ہے وہ اپنے مکمل طور پر پر درخواست فارم ہمارے شیئر رجسٹرار سی ڈی سی (CDC) شیئر رجسٹرار سروس لمیٹڈ، CDC ہاؤس، 99-B، بلاک B، S.M.C.H.S شاہراہ فیصل، کراچی-74400 کو جمع کرائیں۔

9۔ غیر دعویٰ شدہ/ غیر اداشدہ ڈیویڈینڈز اور شیئرز سرٹیفکیٹس:

ایسے شیئر ہولڈرز جنہوں نے ابھی تک اپنے سابقہ ڈیویڈینڈز اور فزیکل شیئرز وصول نہیں کئے، ان سے ایک بار پھر التماس کی جاتی ہے کہ وہ تفصیلات کیلئے ہمارے شیئر رجسٹرار سے رجوع کریں۔

10۔ غیر دعویٰ شدہ/ منافع منقسمہ کی برقی ترسیل:

کمپنیز ایکٹ 2017ء کے سیکشن 242 کی ضروریات کے تحت نقد منافع منقسمہ اہل حصص داران کے مقررہ بینک اکاؤنٹ میں بذریعہ برقی طریقہ کار ہی ادا کیا جائے گا۔ حصص داران سے درخواست کی جاتی ہے کہ وہ اپنے منافع منقسمہ کی منتقلی کے لئے مقرر کئے گئے اکاؤنٹ کی تفصیلات بمعہ اپنا فولیو نمبر، نام، بینک اکاؤنٹ کی تفصیلات بشمول نام بینک و برانچ، برانچ کوڈ، اکاؤنٹ نمبر، اکاؤنٹ ٹائٹل اور IBAN فراہم کریں۔ کمپنی کی ویب سائٹ پر https://www.pakistancables.com/wp-content/uploads/E-Transmission-of-Dividend-Urdu-1.pdf ایک معیاری فارم بھی اپ لوڈ کردیا گیا ہے۔ برائے مہربانی یقینی بنائیں کہ یہ تفصیلات کمپنی کے شیئر رجسٹرار سی ڈی سی (CDC) شیئر رجسٹرار سروس لمیٹڈ، CDC ہاؤس، 99-B، بلاک B، S.M.C.H.S، شاہراہ فیصل، کراچی-74400، اور/یا اپنے بروکر/شراکت دار/CDC انویسٹر اکاؤنٹ سروسز کو فراہم کردی گئی ہیں ناکامی کی صورت میں کمپنی آپ کے منافع منقسمہ کی ادائیگی پر عمل درآمد نہ کرسکے گی۔

B. پراکسیز کی تقرری کے لئے:

(i) فرد کی صورت میں، اکاؤنٹ ہولڈر یا ذیلی اکاؤنٹ ہولڈر جس کی سیکیورٹیز اور رجسٹریشن تفصیلات CDC ضوابط کے تحت اپ لوڈ کی گئی ہوں کو اپنا پراکسی فارم مذکورہ بالا معیار کے مطابق جمع کرانا ہوگا۔

(ii) دو افراد پراکسی فارم کی شہادت دیں گے جن کے نام، پتے اور CNIC نمبر فارم پر درج ہوں گے۔

(iii) بینی فیشل اونرز اور پراکسی کے پاسپورٹ یا CNIC کی مصدقہ نقول پراکسی فارم کے ساتھ جمع کرائی جائیں گی۔

(iv) پراکسی AGM کے موقع پر اپنا اصلی CNIC یا پاسپورٹ پیش کرے گا/گی۔

(v) کاروباری ادارہ کی صورت میں، بورڈ آف ڈائریکٹرز کی قرارداد/مختار نامہ بمعہ کاروباری ادارہ کی جانب سے پیش اور ووٹ کرنے کے لئے نامزد شخص کے نمونہ کے دستخط اور مئوثر CNIC کی مصدقہ نقل کمپنی کے پراکسی فارم کے ہمراہ جمع کرائی جائے گی۔

5۔ پوسٹل بیلٹ (Postal Ballot) اور ای ووٹنگ (E-Voting):

ممبران کو بذریعہ ہذا مطلع کیا جاتا ہے کہ کمپنیز (پوسٹل بیلٹ) ریگولیشنز، 2018ء اور اس میں ترمیم شدہ نوٹیفیکیشن کے مطابق پاکستان کیبلز لمیٹڈ کمپنی کیا راکین کو آئندہ سالانہ جنرل میٹنگ میں، جو بروز منگل اکتوبر 6، 2026ء کو صبح 10:00 بجے منعقد ہوگی، خصوصی کاروباری امور کے سلسلے میں الیکٹرانک ووٹنگ کی سہولت اور پوسٹل بیلٹ کے ذریعے اپنا حق رائے دہی استعمال کرنے کی اجازت ہوگی۔ ووٹنگ مذکورہ ریگولیشنز میں درج طریقہ اور ضوابط کے مطابق منعقد کی جائے گی۔

ممبران کی سہولت کے لیے بیلٹ پیپرز کو اس نوٹس کے ساتھ منسلک کیا گیا ہے اور ڈاؤن لوڈ کے لئے یہ کمپنی کی ویب سائٹ www.pakistancables.com پر بھی دستیاب ہے۔

A. ای ووٹنگ (E-Voting) کا طریقہ:

۱) ای ووٹنگ کی سہولت کی تفصیلات کمپنی کے ان ممبران کے ساتھ ای میل کے ذریعے شیئر کریں گے جن کے درست شناختی کارڈ نمبر سیل نمبر اور ای میل ایڈریس 29 ستمبر 2026 کو کاروبار کے اختتام تک کمپنی کے ممبروں کے رجسٹر میں دستیاب ہوں گے۔

۲) ویب ایڈریس، لاگ ان کی تفصیلات ای میل کے ذریعے ممبران کو بتائے جائیں گے اور CDC پاکستان شیئرز رجسٹرار سروسز لمیٹڈ (ای ووٹنگ سروسز پروائیڈر کے ناطے)، کے ویب پورٹل سے ایس ایم ایس کے ذریعے اراکین کو سیکیورٹی کوڈ فراہم کیے جائیں گے۔

۳) ای ووٹنگ (E-Voting) کے ذریعے ووٹ ڈالنے کا ارادہ رکھنے والے اراکین کی شناخت الیکٹرانک دستخط یا لاگ ان کے لیے تصدیق کے ذریعے کی جائیگی۔

۴) ای ووٹنگ (E-Voting) لائن 1 اکتوبر 2026ء کو صبح 10:00 بجے سے شروع ہوگی مورخہ 5 اکتوبر 2026ء کو شام 5:00 بجے تک بند ہوگی۔ ممبران اس مدت میں کسی بھی وقت اپنا ووٹ ڈال سکیں گے۔ ایک بار جب کسی ممبر کی طرف سے قراردادوں پر ووٹ ڈال دیا جاتا ہے تو اسے بعد میں تبدیل کرنے کی اجازت نہیں ہوگی۔

B. پوسٹل بیلٹ (Postal Ballot) کے ذریعے ووٹ ڈالنے کا طریقہ کار:

اراکین اس بات کو یقینی بنائیں گے کہ درست کمپیوٹرائزڈ قومی شناختی کارڈ (''CNIC'') کی کاپی کے ہمراہ باقاعدہ بھرے گئے اور دستخط شدہ بیلٹ پیپر کو بنا چیئرمین، پاکستان کیبلز لمیٹڈ، عارف حبیب سینٹر، پہلی منزل، 23 ایم ٹی خان روڈ، کراچی، کے ذریعہ 5 اکتوبر 2026ء کو شام 5:00 بجے پہنچیں یا چیئرمین کے ایمیل chairman.pcl@pakistancables.com پر ای میل کریں، پوسٹل بیلٹ پر دستخط CNIC/پاسپورٹ (غیر ملکی ہونے کی صورت میں) کے دستخط سے مماثل ہونا چاہئے۔

نوٹس:

ا۔ کتاب کی بندش

پاکستان کیبلز لمیٹڈ (''کمپنی'') کی شیئر ٹرانسفر بکس 30 ستمبر 2026ء سے 6 اکتوبر 2026ء تک (بشمول دونوں ایام بند رہینگی)۔ اس دورانیہ میں کسی بھی قسم کی ٹرانسفرز کو قبول نہیں کیا جائے گا۔ 29 ستمبر، 2026ء کو کاروباری اقات کار بند ہونے تک کمپنی کے شیئر رجسٹرار بنام سی ڈی سی (CDC) شیئر رجسٹرار سروس لمیٹڈ، CDC ہاؤس، 99-B، بلاک B، S.M.C.H.S، شاہراہ فیصل، کراچی-74400، کو موصول ہونے والے باقاعدہ ٹرانسفرز منتقل الیہ کو AGM میں حاضری کے مقصد کی غرض سے بروقت تصور کی جائیں گی۔

2۔ ویڈیو کانفرنس کی سہولت کے ذریعے سالانہ اجلاس عام کی کاروائی میں شرکت:

وہ حصص یافتگان جو سالانہ اجلاس عام (''AGM'') میں بذریعہ ویڈیو لنک شرکت کرنا چاہتے ہیں، ان سے درخواست کی جاتی ہے کہ وہ اپنی رجسٹریشن کو یقینی بنانے کے لیے اپنی تفصیلات مقررہ ای میل ایڈریس investor.relations@pakistancables.com یا واٹس ایپ نمبر +923008503969، 5 اکتوبر، 2026ء کو شام 5:00 تک درج ذیل معلومات اور اپنا شناختی کارڈ (CNIC) کی نقل کے ہمراہ ارسال کریں:

S. #	فولیو نمبر / سی ڈی سی اکاؤنٹ نمبر	حصص یافتگان کا نام	شناختی کارڈ نمبر	حصص کی تعداد	موبائل نمبر	ای میل ایڈریس

ویڈیو کانفرنسنگ کی سہولت کی تفصیلات ممبران کو ان کے فراہم کردہ ای میل ایڈریس پر بھیجی جائیں گی۔ لاگ ان کی سہولت سالانہ اجلاس عام کے دن صبح 09:45 بجے کھولی جائے گی جس سے شرکاء اجلاس میں شامل ہونے سے پہلے شناخت اور تصدیق کے عمل کے بعد کارروائی میں شامل ہوسکیں گے، جو صبح 10:00 بجے شروع ہوگا۔

3۔ پراکسیز:

سالانہ اجلاس عام میں شرکت اور ووٹ کرنے کا اہل رکن اپنی جگہ شرکت اور ووٹ کرنے کے لئے اپنا پراکسی مقرر کرسکتا/سکتی ہے۔ پراکسی لازماً کمپنی کا ممبر ہونا چاہئے۔ سالانہ اجلاس عام کے لئے پراکسی کی لاگو دستاویز اس نوٹس کے ساتھ فراہم کی جارہی ہے۔ پراکسی فارم کمپنی کی ویب سائٹ www.pakistancables.com سے بھی حاصل کیا جاسکتا ہے۔

پراکسی کے تقرر کا دستاویز اور مختار نامہ یا دیگر اتھارٹی جس کے ماتحت اسے سائن کیا گیا ہو یا اس کی نوٹری سے تصدیق شدہ نقل کمپنی کے رجسٹرڈ آفس واقع عارف حبیب سینٹر، پہلی منزل، 23 ایم ٹی خان روڈ، کراچی investor.relations@pakistancables.com پر اجلاس کے انعقاد سے کم از کم 48 گھنٹے قبل جمع کرائی جائے۔

4۔ CDC اکاؤنٹ ہولڈرز کو 26 جنوری، 2000ء کو سیکیورٹیز اینڈ ایکسچینج کمیشن آف پاکستان کے جاری کردہ مراسلہ 1 میں بیان کردہ ہدایات کی پیروی کرنا ہوگی:

A. اجلاس میں شرکت کے لئے:

(i) فرد کی صورت میں، اکاؤنٹ ہولڈر یا ذیلی اکاؤنٹ ہولڈر جس کی سیکیورٹیز اور رجسٹریشن کی تفصیلات CDC ضوابط کے تحت اپ لوڈ کی گئی ہوں، سالانہ اجلاس عام میں شرکت کے وقت اپنی شناخت کے لئے اپنا اصلی کمپیوٹرائزڈ قومی شناختی کارڈ (CNIC) یا اصلی پاسپورٹ پیش کرنا ہوگا۔

(ii) کاروباری ادارہ کی صورت میں، بورڈ آف ڈائریکٹرز کی قرارداد/مختار نامہ بمعہ نمونہ کے دستخط اور نامزد کے موثر ("CNIC") کی مصدقہ نقل (اگر پہلے فراہم نہ کی گئی ہو) اجلاس کے موقع پر پیش کرنا ہوگی۔

مزید قرار پایا کہ پاکستان کیبلز لمیٹڈ کے چیف ایگزیکٹو آفیسر اور/ یا چیف فنانشل آفیسر اور/ یا کمپنی سکریٹری، یا ان کی جانب سے مجاز کردہ کوئی دوسرا شخص /اشخاص، کو کمپنی کی جانب سے اور اس کے مفاد میں مذکورہ بالا قرارداد پر عمل درآمد اور مذکورہ لین دین کی تکمیل کے لیے تمام ضروری، موزوں یا ضمنی اقدامات کرنے، اور تمام ایسے افعال، امور ز اور اقدامات انجام دینے کا مشترکہ اور انفرادی طور پر اختیار اور مکمل مجازیت دی جاتی ہے، جو مذکورہ بالا قرارداد کو مؤثر بنانے اور مذکورہ لین دین کو مکمل کرنے کے لیے ضروری، موزوں یا ضمنی ہوں، جن میں، بلاتحدید، پی ایس ایکس اور ایس ای سی پی اور/ یا کسی دیگر متعلقہ اتھارٹی کے پاس تمام مطلوبہ درخواستیں، فائلنگز، دستاویزات اور انکشافات جمع کرانا، اور قابلاطلاق قوانین، قواعد وضوابط یا معاہدوں کے تحت درکار تمام ریگولیٹری، معاہداتی یا تیسرے فریق کی منظوریوں، رضامندیوں یا اجازتوں کا حصول شامل ہے۔

مزید قرار پایا کہ مذکورہ قراردادیں ایس ای سی پی یا کسی دوسرے ریگولیٹری باڈی کی جانب سے تجویز کردہ، ہدایت یا حذف کی جانے والی کسی بھی ترمیم، اصطلاح، اضافے یا حذف سے مشروط ہوں گی، جن تبدیلیوں کو ان خصوصی قراردادوں کا حصہ سمجھا جائے گا جب تک کہ شیئر ہولڈرز کو نئی قراردادیں منظور کرنے کی ضرورت نہ ہو۔

۲۔ دیگر امور

چیئر کی اجازت سے سالانہ اجلاس عام میں قانونی طور پر زیر بحث لائے جان والے دیگر عمومی امور کو زیر غور لانا۔

بحکم بورڈ

نتاشا محمد

قانونی امور کی سربراہ اور کمپنی سیکریٹری

کراچی: 3 ستمبر 2026ء

نوٹس برائے 73واں سالانہ اجلاس عام

نوٹس ہذا سے مطلع کیا جاتا ہے کہ پاکستان کیبلز لمیٹڈ (''کمپنی'') کے حصص داران کا 73واں سالانہ اجلاس عام 6 اکتوبر 2026ء بروز منگل، بوقت 10:00 بجے صبح، پاکستان اسٹاک ایکسچینج، ڈاکٹر شمشاد اختر آڈیٹوریم، PSX انتظامیہ کی بلڈنگ، آئی آئی چندریگر روڈ، کراچی، اور ساتھ ہی میں ویڈیو کانفرنسنگ کی سہولت کے ذریعے مندرجہ ذیل امور پر بحث کے لئے منعقد ہوگا۔

۱۔ عمومی امور

i. 4 مئی، 2026ء کو منعقدہ غیر معمولی اجلاس عام کی روئیداد کی توثیق کرنا۔

ii. ڈائریکٹرز اور آڈیٹرز کی رپورٹس کے ہمراہ 30 جون 2026ء کو اختتام پذیر سال کے کمپنی کی سالانہ پڑتال شدہ مالیاتی اسٹیٹمنٹس کو وصول کرنا، مدنظر رکھنا اور اپنانا۔

کمپنیز ایکٹ، 2017ء کی دفعہ 223(7) اور ایس آر او نمبر 389(آئی)/2023ء کے مطابق 21 مارچ، 2023ء کو کمپنی کے مالیاتی اسٹیٹمنٹس کمپنی کی ویب سائٹ پر لوڈ کر دیے گئے ہیں، جنہیں درج ذیل لنک اور کیو آر فعال کوڈ سے ڈاؤن لوڈ کیا جا سکتا ہے۔

https://www.pakistancables.com/wp-content/uploads/PCL-Annual-Report-2026.pdf

iii. آئندہ برس کے لئے آڈیٹرز کی تقرری کرنا اور 30 جون 2027ء کو اختتام پذیر سال کے لئے ان کا مشاہیرہ طے کرنا۔ موجودہ آڈیٹرز میسرز اے ایف فرگوسن اینڈ کمپنی، چارٹرڈ اکاؤنٹنٹس ریٹائر ہو چکے ہیں اور اہل ہونے کی بنا پر اپنی دوبارہ تقرری کی پیشکش کرتے ہیں۔ بورڈ آف ڈائریکٹر، بورڈ آڈٹ کمیٹی کی سفارش کی بنیاد پر، آئندہ برس کے لئے ایف فرگوسن اینڈ کمپنی کی بطور آڈیٹر تقرری کی سفارش کرتا ہے۔

۲۔ خصوصی امور

iv۔ کمپنی کے بورڈ آف ڈائریکٹرز کی سفارش کے مطابق کمپنیز ایکٹ، 2017 کی قابل اطلاق دفعات کے تحت، درج ذیل خصوصی قراردادوں پر غور و خوض اور اگر مناسب سمجھا جائے تو ترمیم، اضافہ یا حذف کے یہ بغیر کسی ترمیم کے ساتھ یا بغیر منظور کیا جائے:

"قرار پایا ہے کہ تمام قابل اطلاق قوانین، قواعد و ضوابط کی تعمیل اور مطلوبہ ریگولیٹری منظوریوں کے حصول سے مشروط، کمپنی چنائے انجینئرنگ اینڈ کنسٹرکشن (پرائیویٹ) لمیٹڈ ("سی ای سی ایل") (CECL) جو کہ ایک متعلقہ کمپنی ہے، کی جانب سے پاکستان کیبلز لمیٹڈ ("پی سی ایل") کے پاس موجود 4,845,000 (صرف چار ملین آٹھ سو پینتالیس ہزار) عام حصص جن کی مالیت فی حصہ 10 پاکستانی روپے ہیں، کی خرید واپسی (Buy-back) کی پیشکش کو قبول کرنے کا اختیار دیا جاتا ہے اور اس کی منظوری دی جاتی ہے۔ مذکورہ حصص سی ای سی ایل (CECL) کے اداشدہ سرمایہ میں ("پی سی ایل") کی مکمل 17 فیصد حصص داری کی نمائندگی کرتے ہیں، اور ان کی قیمت 72.24 پاکستانی روپے فی حصص مقرر کی گئی ہے، جس کے عوض کل رقم 350,000,000 (صرف تین سو پچاس ملین پاکستانی روپے) ہوگی۔"

PAKISTAN CABLES LIMITED

Registered Office: Arif Habib Center, 1st Floor, 23 MT Khan Road, Karachi-Pakistan
UAN: 021-111-222-537, Email: chairman.pcl@pakistancables.com, Website: www.pakistancables.com

Ballot Paper for Voting Through Post

Annual General Meeting to be held on Tuesday, October 06,2026 at 10:00 a.m.
At Pakistan Stock Exchange, Dr. Shamshad Akhtar Auditorium, PSX Administration Building, I.I. Chundrigar Road, Karachi,
Designated email address of the Chairman at which the duly filled in ballot paper may be sent: chairman.pcl@pakistancables.com

Name of shareholder / Joint shareholders	
Registered Address of shareholders	
Number of shares held (on September 29, 2026)	
Folio number	
CNIC/Passport No. (in case of foreigner) (copy to be attached)	
Additional information and enclosures (in case of representative of body corporate, corporation, and federal Government)	

INSTRUCTION FOR POLL

1. Please Indicate your Vote by ticking (✓)
2. In case both the FOR and AGAINST boxes are marked as (✓) the poll shall be treated as "Rejected".
3. I/we hereby exercise my/our vote in respect of the below resolution through ballot by conveying my/our assent or dissent to the resolutions by placing tick (✓) mark in the appropriate box below.

S. No.	Nature and Description of Special Business	No. of ordinary shares for which votes cast	I/We assent to the Resolution (FOR)	I/We dissent to the Resolution (AGAINST)
1.	**Agenda Item 4 – Disposal of Investment in Associated Company Chinoy Engineering & Construction (Private) Limited** "**RESOLVED THAT** subject to compliance with all applicable laws, regulations and requisite regulatory approvals, the Company be and is hereby authorized to accept the offer of Chinoy Engineering & Construction (Private) Limited ("CECL"), an associated company, for the buy-back of 4,845,000 (Four Million Eight Hundred Forty-Five Thousand) ordinary shares of PKR 10 each held by Pakistan Cables Limited ("PCL"), representing PCL's entire 17% shareholding in the paid-up capital of CECL, at a price of PKR 72.24 per share, for an aggregate consideration of PKR 350,000,000 (Pakistani Rupees Three Hundred Fifty Million only). **FURTHER RESOLVED THAT** the Chief Executive Officer, Chief Financial Officer and Company Secretary of Pakistan Cables Limited, or any person(s) authorized by any of them, be and are hereby jointly and severally authorized and empowered, for and on behalf of the Company, to take all such actions, execute and deliver all such documents, and do all such acts, deeds and things as may be necessary, expedient or incidental to give effect to the foregoing resolution and complete the transaction, including, without limitation, making all requisite applications, filings, submissions and disclosures with the Securities and Exchange Commission of Pakistan ("SECP"), Pakistan Stock Exchange Limited ("PSX") and/or any other authority, and obtaining all regulatory, contractual or third-party approvals, consents or permissions as may be required under applicable laws, regulations or agreements. **FURTHER RESOLVED THAT** the aforesaid resolutions shall be subject to any amendments, modifications, additions, or deletions as may be suggested, directed, or required by the SECP or any other regulatory body, which changes shall be deemed to be part of these special resolutions without the need of the shareholders to pass fresh resolutions unless the same is substantial."			

Place: _____ **Date:** _____ **Signature of Shareholder(s):** _____

NOTES/PROCEDURE FOR SUBMISSION OF BALLOT PAPER

1. Dully filled and signed original postal ballot paper should be sent to the Chairman Mr. Mustafa A. Chinoy at Pakistan Cables Limited, Arif Habib Centre, 1st Floor, 23, M.T. Khan Road, Karachi or a scanned copy of the original postal ballot paper to be emailed at chairman.pcl@pakistancables.com.
2. Copy of CNIC/ Passport (in case of foreigner) should be enclosed with the postal ballot form.
3. Ballot paper should reach the Chairman by 5:00 p.m. on October 5, 2026. Any postal ballot received after this date, will not be considered for voting.
4. Signature on postal ballot paper should match with signature on CNIC/ Passport (In case of foreigner).
5. Incomplete, unsigned, incorrect, defaced, torn, mutilated, over written ballot paper will be rejected.
6. In case of a representative of a body corporate and corporation or Federal Government, the postal ballot paper must be accompanied with copy of CNIC of an authorized person, an attested copy of Board Resolution, / Power of Attorney, / Authorization Letter etc., in accordance with Section(s) 138 or 139 of the Companies Act, 2017 as applicable.
7. Ballot Paper form has also been placed on the website of the Company at: www.pakistancables.com. Members may download the ballot paper from the website or use an original/photocopy published in newspapers.
8. M/s. UHY Hassan Naeem & Co. is appointed as Scrutinizer under Regulation 11(1)(a) of Companies (Postal Ballot) Regulation 2018. UHY Hassan Naeem & Co., Chartered Accountants, a QCR rated audit firm has necessary knowledge and experience to independently scrutinize the voting process.

پاکستان کیبلز لمیٹڈ

پاکستان کیبلز لمیٹڈ، عارف حبیب سینٹر، پہلی منزل، 23 ایم ٹی خان روڈ، کراچی، پاکستان

فون نمبر 537-222-111-021 ویب سائٹ www.pakistancables.com، ای میل ایڈریس chairman.pcl@pakistancables.com

ڈاک کے ذریعے ووٹ ڈالنے کے لئے بیلٹ پیپر

سالانہ اجلاس عام، بروز منگل 6 اکتوبر، 2026 کو صبح بوقت 10:00 بجے، منعقد ہوگا، بامقام پاکستان اسٹاک ایکسچینج، ڈاکٹر شمشاد اختر آڈیٹوریم PSX انتظامیہ کی بلڈنگ، آئی آئی چندریگر روڈ، کراچی، ساتھ ہی میں ویڈیو کانفرنسنگ کی سہولت کے ذریعے۔ چیئرمین کا نامزد کردہ ای میل ایڈریس، جس پر بیلٹ پیپر صحیح طریقے سے پر شدہ بھیجا جاسکتا ہے chairman.pcl@pakistancables.com

شیئرز ہولڈرز کا نام / جوائنٹ شیئر ہولڈرز کا نام	
شیئر ہولڈرز کا رجسٹرڈ پتہ	
ملکیتی حصص کی تعداد (29 ستمبر، 2026ء)	
فولیو نمبر	
CNIC/ پاسپورٹ نمبر (غیر ملکی ہونے کی صورت میں) (کاپی منسلک ہو) اضافی معلومات اور دستاویزات منسلک کریں (باڈی کارپوریٹ، کارپوریشن اور وفاقی حکومت کے نمائندہ کی صورت میں)	

پول کے لیے ہدایات:
براہ کرم (/\) کا نشان لگا کر اپنے ووٹ کا اظہار کریں۔
اگر حق میں (FOR) اور مخالفت میں (AGAINST) دونوں خانوں میں (/\) کا نشان لگا دیا جائے تو متعلقہ خانہ [مسترد] شمار کیا جائے گا۔
میں/ہم بذریعہ بیلٹ ذیل میں دی گئی قرارداد کے حوالے سے اپنا/اپنے ووٹ کا استعمال کرتے ہوئے، ذیل میں مناسب خانے میں (/\) کا نشان لگا کر قرارداد کے حق میں یا مخالفت میں اپنی رضامندی یا عدم رضامندی کا اظہار کرتا/ کرتے ہیں

نمبر شمار	قرارداد کی نوعیت اور تفصیل	شیئرز کی تعداد جن کیلئے ووٹ ڈالا گیا	میں/ہم قرارداد سے اتفاق کرتے ہیں (منظور)	میں/ہم قرارداد سے اختلاف کرتے ہیں (نامنظور)
1	**ایجنڈا آئٹم 4۔ متعلقہ کمپنی، چنائے انجینئرنگ اینڈ کنسٹرکشن (پرائیویٹ) لمیٹڈ میں سرمایہ کاری کی فروخت/تصرف:** "قرار پایا ہے کہ تمام قابل اطلاق قوانین، قواعد وضوابط کی تعمیل اور مطلوبہ ریگولیٹری منظوریوں کے حصول سے مشروط، کمپنی چنائے انجینئرنگ اینڈ کنسٹرکشن (پرائیویٹ) لمیٹڈ ("سی ای سی ایل")(CECL) جو کہ ایک متعلقہ کمپنی ہے، کی جانب سے پاکستان کیبلز لمیٹڈ ("پی سی ایل") کے پاس موجود 4,845,000 (صرف چار ملین آٹھ سو پینتالیس ہزار) عام حصص جن کی مالیت فی حصہ 10 پاکستانی روپے ہیں، کی خرید واپسی (Buy-back) کی پیشکش کو قبول کرنے کا اختیار دیا جاتا ہے اور اس کی منظوری دی جاتی ہے۔ مذکورہ حصص سی ای سی ایل (CECL) کے اداشدہ سرمایہ میں ("پی سی ایل") کی مکمل 17 فیصد حصص داری کی نمائندگی کرتے ہیں، اور ان کی قیمت 72.24 پاکستانی روپے فی حصص مقرر کی گئی ہے، جس کے عوض کل رقم 350,000,000 (صرف تین سو پچاس ملین پاکستانی روپے) ہوگی۔" مزید قرار پایا کہ پاکستان کیبلز لمیٹڈ کے چیف ایگزیکٹو آفیسر اور/ یا چیف فنانشل آفیسر اور/ یا کمپنی سکریٹری، یا ان کی جانب سے مجاز کردہ کوئی دوسرا شخص /اشخاص، کو کمپنی کی جانب سے اور اس کے مفاد میں مذکورہ بالا قرارداد پر عمل درآمد اور مذکورہ لین دین کی تکمیل کے لیے تمام ضروری، موزوں یا ضمنی اقدامات کرنے، اور تمام ایسے افعال، امور اور اقدامات انجام دینے کا مشترکہ اور انفرادی طور پر اختیار اور مکمل مجازیت دی جاتی ہے، جو مذکورہ بالا قرارداد کو مئوثر بنانے اور مذکورہ لین دین کو مکمل کرنے کے لیے ضروری، موزوں یا ضمنی ہوں، جن میں، بلاتحدید، پی ایس ایکس اور ایس ای سی پی اور/ یا کسی دیگر متعلقہ اتھارٹی کے پاس تمام مطلوبہ درخواستیں، فائلنگز، دستاویزات اور انکشافات جمع کرانا، اور قابل اطلاق قوانین، قواعد وضوابط یا معاہدوں کے تحت درکار تمام ریگولیٹری، معاہداتی یا تیسرے فریق کی منظوریوں، رضامندیوں یا اجازتوں کا حصول شامل ہے۔ مزید قرار پایا کہ مذکورہ قراردادیں ایس ای سی پی یا کسی دوسرے ریگولیٹری باڈی کی جانب سے تجویز کردہ، ہدایت یا حذف کی جانے والی کسی بھی ترمیم، اصطلاح، اضافے یا حذف سے مشروط ہوں گی، جن تبدیلیوں کو ان خصوصی قراردادوں کا حصہ سمجھا جائے گا جب تک کہ شیئر ہولڈرز کو نئی قراردادیں منظور کرنے کی ضرورت نہ ہو۔			

شیئر ہولڈر کے دستخط: _____ تاریخ: _____ مقام: _____

نوٹس/بیلٹ پیپر جمع کرانے کے لیے طریقہ کار:

۱۔ درست طور پر اور دستخط شدہ اصل پوسٹل بیلٹ پیپر چیئرمین جناب مصطفےٰ اے چنائے، پاکستان کیبلز لمیٹڈ، عارف حبیب سینٹر، پہلی منزل، 23 ایم ٹی خان روڈ، کراچی، یا اصل پوسٹل بیلٹ کی اسکین شدہ کاپی ای میل ایڈریس، chairman.pcl@pakistancables.com پر بھیجنا چاہیے۔

۲۔ CNIC / پاسپورٹ کی کاپی (غیر ملکی ہونے کی صورت میں) پوسٹل بیلٹ فارم کے ساتھ منسلک ہونی چاہیے۔

۳۔ پوسٹل بیلٹ فارم 5 اکتوبر، 2026ء کو 5:00 یا اس سے پہلے دفتری اوقات کے دوران، اجلاس کے چیئرمین تک پہنچنا چاہئے۔ اس تاریخ کے بعد موصول ہونے والے کسی بھی پوسٹل بیلٹ کو ووٹنگ کے لیے قابل قبول نہیں ہوگا۔

۴۔ پوسٹل بیلٹ پر کیے گئے دستخط قومی شناختی کارڈ/ پاسپورٹ (غیر ملکی ہونے کی صورت میں) پر موجود دستخط کے مطابق ہونے چاہئے۔

۵۔ نامکمل، بغیر دستخط شدہ، غلط، کاٹ کر لکھا ہوا، پھٹا ہوا مسخ شدہ دوبارہ لکھا ہوا بیلٹ پیپر مسترد کر دیا جائے گا۔

۶۔ کارپوریٹ ادارے، کارپوریشن یا وفاقی حکومت کے نمائندے کی صورت میں پوسٹل بیلٹ کے ساتھ مجاز شخص کے قومی شناختی کارڈ کی نقل، نیکپنیز ایکٹ 2017 کے سیکشن 138 یا 139 کے مطابق بورڈ کی قرارداد/ پاور آف اٹارنی/ اتھارٹی لیٹر کی تصدیق شدہ کاپی منسلک کرنا لازمی ہوگا۔

۷۔ بیلٹ پیپر فارم کمپنی کی ویب سائٹ www.pakistancables.com پر بھی دستیاب ہے اسکے علاوہ اراکین ویب سائٹ سے بیلٹ پیپر ڈاؤن لوڈ کر سکتے ہیں یا اخبارات میں شائع شدہ اصل /فوٹو کاپی استعمال کر سکتے ہیں۔

۸۔ کمپنیز (پوسٹل بیلٹ) ریگولیشن 2018 کے ریگولیشن 11(1)(a) کے تحت میسرز UHY حسن نعیم اینڈ کمپنی کو جانچ کار مقرر کیا گیا ہے۔ میسرز UHY حسن نعیم اینڈ کمپنی QCR ریٹڈ آڈٹ فرم ہے جس کے پاس ووٹنگ کے عمل کی آزادانہ جانچ پڑتال کا ضروری علم اور تجربہ موجود ہے۔

Proxy Form

I /We_____

of _____ (full address)

being a member of **Pakistan Cables Limited** hereby appoint: _____

_____Folio/CDC Account No. _____

of _____

_____ (full address)

or failing him _____Folio/CDC Account No._____

of _____

_____ (full address)

as my Proxy to attend and vote on my behalf at the Annual General Meeting of the Company to be held on October 6, 2026 at 10:00 a.m. and at any adjournment thereof.

As witnessed my hands this _____day of _____ 2026

Signed by the proxy holder

Folio Number	CDC Participant ID No.	CDC Account / Sub-Account No.	No. of Shares held

Please affix Revenue Stamp of Rs. 5/-

Signature of Member

Witness 1

Signature: _____

Name: _____

CNIC No.: _____

Address: _____

Witness 2

Signature: _____

Name: _____

CNIC No.: _____

Address: _____

Notes:

1. A member entitled to attend and vote at this Meeting is entitled to appoint a proxy to attend and vote instead of him. Such proxy must be a member of the company.

2. The instrument appointing a proxy should be signed by the member or by his attorney duly authorised in writing. If the member is a corporation, its common seal should be affixed to the instrument.

3. The instrument appointing a proxy, together with the Power of Attorney under which it is signed or a notarially certified copy thereof, should be deposited at the Registered Office of the Company not less than 48 hours before the time of holding the meeting.

4. CDC shareholders or their Proxies should bring their original Computerized National Identity Card or Passport along with the Participant's ID number and their Account Number to facilitate their identification.

AFFIX
CORRECT
POSTAGE

The Company Secretary
Pakistan Cables Limited
Arif Habib centre, 1st floor,
23 MT Khan Road, Lalazar,
Karachi - 74400

پراکسی فارم

میں / ہم _____

ساکن _____ (مکمل پتہ)

پاکستان کیبلز لمیٹڈ کے ممبر کی حیثیت سے جناب _____ فولیو نمبر / سی ڈی سی اکاؤنٹ نمبر _____

ساکن _____

_____ (مکمل پتہ)

یا ان کی جگہ جناب _____ فولیو نمبر / سی ڈی سی اکاؤنٹ نمبر _____

ساکن _____

_____ (مکمل پتہ)

کا تقرر کرتا / کرتی ہوں کہ وہ 6 اکتوبر، 2026ء بروز منگل کو صبح 10:00 بجے یا التوا کی صورت میں کسی بھی دیگر وقت مقرر پر منعقد ہونے والے کمپنی کے سالانہ اجلاس عام میں میرے / ہمارے پراکسی کی حیثیت سے شرکت کریں گے اور ووٹ دیں گے۔

آج بتاریخ _____ ، 2026ء کو پراکسی ہولڈر نے درج ذیل گواہان کی موجودگی میں دستخط کیا۔

Folio Number	CDC Participant ID No.	CDC Account / Sub-Account No.	No. of Shares held

پانچ روپے کا رسیدی ٹکٹ چسپاں کر کے دستخط کریں

ممبر کا دستخط

گواہ نمبر ۱

دستخط _____

نام _____

شناختی کارڈ نمبر _____

پتہ _____

گواہ نمبر ۲

دستخط _____

نام _____

شناختی کارڈ نمبر _____

پتہ _____

نوٹس:

1 اس اجلاس میں شرکت کرنے اور ووٹ دینے کا مجاز کوئی بھی ممبر کسی دوسرے ممبر کو اجلاس میں شرکت کرنے اور ووٹ دینے کیلئے اپنا نمائندہ مقرر کر سکتا ہے۔ نمائندے کے لئے کمپنی کا ممبر ہونا ضروری ہے۔

2 حسب ضابطہ پراکسی فارم پر ممبر یا اس کے تحریری طور پر نامزد کردہ اٹارنی کا دستخط ہونا چاہیئے۔ ممبر اگر کارپوریشن ہو تو پراکسی فارم پر اس کی باضابطہ مہر لگائیں۔

3 ایک پراکسی دستاویز اور پاور آف اٹارنی جس کے تحت اس پراکسی پر دستخط کئے گئے ہوں یا اس پاور آف اٹارنی کی نوٹری پبلک سے تصدیق شدہ کاپی اجلاس شروع ہونے سے کم از کم 48 گھنٹے پیشتر کمپنی کے رجسٹرڈ آفس میں جمع کروائی جائے۔

4 سی ڈی سی شیئر ہولڈرز یا ان کے پراکسی اپنی شناخت کی تصدیق کے لئے اپنے اصل قومی شناختی کارڈ یا پاسپورٹ ہمراہ شرکت کار کا آئی ڈی نمبر اور اکاؤنٹ نمبر اپنی شناخت کے لئے لازمی ساتھ لائیں۔

درست ڈاک
ٹکٹ چسپاں
کریں

کمپنی سیکرٹری
پاکستان کیبلز لمیٹڈ
عارف حبیب سینٹر، پہلی منزل،
23 ایم ٹی خان روڈ، لالہ زار،
کراچی - 74400

Glossary

Acronym	Description
ASC	Amir Sultan Chinoy
ASCF	Amir Sultan Chinoy Foundation
ATL	Active Tax Payers List
BVQI	Bureau Veritas Quality International
CDC	Central Depository Company
CEO	Chief Executive Officer
CFO	Chief Financial Officer
CO_2	Carbon Dioxide
CNIC	Computerized National Identity Card
CPEC	China Pakistan Economic Corridor
CSR	Corporate Social Responsibility
ERDA	Electrical Research and Development Association
ERP	Enterprise Resource planning
ESG	Environmental, Social and Governance
FDI	Foreign Direct Investment
FPCCI	Federation of Pakistan Chamber of Commerce and Industry
GDP	Gross Domestic Product
HCOF	High Conductivity Oxygen Free
HRMS	Human Resource Management System
HSE	Health, Safety and Environment
IEC	International Electrotechnical Commission
IIL	International Industries Limited
ISL	International Steels Limited
ISO	International Standardization Organisation
KEMA	Keuring Van Electrotechnische Materialen (Dutch: Verification of Electrical Engineering Materials; Netherlands)
KPMG	Klynveld Peat Marwick Goerdeler (KPMG Taseer Hadi & Co)
LME	London Metal Exchange
LSZH	Low Smoke and Zero Halogen
LTD	Limited
NEQ	National Environment Quality Standards
NGO	Non-Governmental Organization
NTN	National Tax Number
OHSAS	Occupational Health and Safety Assessment
PCL	Pakistan Cables Limited
PPEs	Personal Protective equipment
PSQCA	Pakistan Standards and Quality Control Authority
PSX	Pakistan Stock Exchange
QHSE	Quality, Health, Safety and Environment
SDG	Sustainable Development Goal
S.R.O.	Statutory Regulatory Orders
SECP	Securities and Exchange Commission of Pakistan
SUD	Schedule of Unadjusted Differences
TUV	Traditional Unionist Voice
TVET	Technical and Vocational Education and Training

Head Office
Arif Habib Centre,
1st floor, 23 MT Khan Road,
Karachi, Pakistan.
UAN: 021-111-CABLES (222-537)
Email: info@pakistancables.com

Pakistan Cables Limited
Pakistan Cables Limited, Plot # K-23,
Jhimpir Road, Nooriabad, District
Jamshoro, Sindh, Pakistan.
Tel No: 025-4670730

www.pakistancables.com